



























MODEL NUMBER	PRODUCT	WIDTH	DEPTH	HEIGHT	WEIGHT	VOLUME	LIST PRICE	DESCRIPTION
	48" Width Tables;	48"	48"	29"	60.5 Lbs.	2 Cu Ft		<p>Each unit is a single user unit which can be combined together to create two and four user stations.</p> <p>Two edge profiles available:</p>  <p>Model "PN" Model "AC" 2" Pencil Edge 2 mm Acrylic Edge</p> <p>There is an option for a Grommet and Wire Management leg for this table. In addition to the above, there is also a 1/4" thick frosted acrylic divider screen available for this table.</p> <p>There are two different leg styles available:</p>  <p>Model "R" Model "S" 2 1/2" Diameter & Stem Leg 2" Square & Stem Leg</p>
	PD-T4848-PN-R	Pencil Edge; Dia. & Stem Leg					\$ 2,487	
	PD-T4848-PN-S	Pencil Edge; Square & Stem Leg					\$ 2,487	
	PD-T4848-AC-R	Acrylic Edge; Dia. & Stem Leg					\$ 2,301	
PD-T4848-AC-S	Acrylic Edge; Square & Stem Leg					\$ 2,301		
	60" Width Tables;	60"	60"	29"	72 Lbs.	2.5 Cu Ft		
	PD-T6060-PN-R	Pencil Edge; Dia. & Stem Leg					\$ 2,705	
	PD-T6060-PN-S	Pencil Edge; Square & Stem Leg					\$ 2,705	
	PD-T6060-AC-R	Acrylic Edge; Dia. & Stem Leg					\$ 2,512	
PD-T6060-AC-S	Acrylic Edge; Square & Stem Leg					\$ 2,512		
	48" Width Tables;	48"	48"	29"	60.5 Lbs.	2 Cu Ft		
	1 Grommet;							
	1 Wire Management Leg;							
	PD-T4848-PN-R-GW	Pencil Edge; Dia. & Stem Leg					\$ 2,636	
PD-T4848-PN-S-GW	Pencil Edge; Square & Stem Leg					\$ 2,636		
PD-T4848-AC-R-GW	Acrylic Edge; Dia. & Stem Leg					\$ 2,450		
PD-T4848-AC-S-GW	Acrylic Edge; Square & Stem Leg					\$ 2,450		
	60" Width Tables;	60"	60"	29"	72 Lbs.	2.5 Cu Ft		
	1 Grommet;							
	1 Wire Management Leg;							
	PD-T6060-PN-R-GW	Pencil Edge; Dia. & Stem Leg					\$ 2,853	
PD-T6060-PN-S-GW	Pencil Edge; Square & Stem Leg					\$ 2,853		
PD-T6060-AC-R-GW	Acrylic Edge; Dia. & Stem Leg					\$ 2,660		
PD-T6060-AC-S-GW	Acrylic Edge; Square & Stem Leg					\$ 2,660		

MODEL NUMBER	PRODUCT	WIDTH	DEPTH	HEIGHT	WEIGHT	VOLUME	LIST PRICE	DESCRIPTION
	48" Width Tables; 1 Grommet; 1 Wire Management Leg; 2 Acrylic Dividers;	48"	48"	29"	64 Lbs.	2 Cu Ft		Each unit is a single user unit which can be combined together to create two and four user stations. Two edge profiles available: <div style="display: flex; justify-content: space-around; margin-top: 10px;">   </div>
	PD-T4848-PN-R-GWA Pencil Edge; Dia. & Stem Leg	\$ 3,458						
	PD-T4848-PN-S-GWA Pencil Edge; Square & Stem Leg	\$ 3,458						
	PD-T4848-AC-R-GWA Acrylic Edge; Dia. & Stem Leg	\$ 3,273						
PD-T4848-AC-S-GWA Acrylic Edge; Square & Stem Leg	\$ 3,273							
	60" Width Tables; 1 Grommet; 1 Wire Management Leg; 2 Acrylic Dividers;	60"	60"	29"	76 Lbs.	2.5 Cu Ft		Model "PN" Model "AC" 2" Pencil Edge 2 mm Acrylic Edge There is an option for a Grommet and Wire Management leg for this table. In addition to the above, there is also a 1/4" thick frosted acrylic divider screen available for this table. There are two different leg styles available: <div style="display: flex; justify-content: space-around; margin-top: 20px;">   </div>
	PD-T6060-PN-R-GWA Pencil Edge; Dia. & Stem Leg	\$ 3,677						
	PD-T6060-PN-S-GWA Pencil Edge; Square & Stem Leg	\$ 3,677						
	PD-T6060-AC-R-GWA Acrylic Edge; Dia. & Stem Leg	\$ 3,482						
PD-T6060-AC-S-GWA Acrylic Edge; Square & Stem Leg	\$ 3,482							





MODEL NUMBER	PRODUCT	WIDTH	DEPTH	HEIGHT	WEIGHT	VOLUME	LIST PRICE	DESCRIPTION
	2 PERSON Unit: 48" Depth;	96"	48"	29"				<p>Each unit is a two person unit which can be combined together to create four user stations.</p> <p>Two edge profiles available:</p>  <p>Model "PN" Model "AC" 2" Pencil Edge 2 mm Acrylic Edge</p> <p>There is an option for a Grommet and Wire Management leg for this table. In addition to the above, there is also a 1/4" thick frosted acrylic divider screen available for this table.</p> <p>There are two different leg styles available:</p>  <p>Model "R" Model "S" 2 1/2" Diameter & Stem Leg 2" Square & Stem Leg</p>
	PD-CB48-PN-R	Pencil Edge; Dia. & Stem Leg					\$ 4,260	
	PD-CB48-PN-S	Pencil Edge; Square & Stem Leg					\$ 4,260	
	PD-CB48-AC-R	Acrylic Edge; Dia. & Stem Leg					\$ 4,074	
PD-CB48-AC-S	Acrylic Edge; Square & Stem Leg					\$ 4,074		
	2 PERSON Unit: 60" Depth;	120"	60"	29"				<p>Model "PN" Model "AC" 2" Pencil Edge 2 mm Acrylic Edge</p> <p>There is an option for a Grommet and Wire Management leg for this table. In addition to the above, there is also a 1/4" thick frosted acrylic divider screen available for this table.</p> <p>There are two different leg styles available:</p>  <p>Model "R" Model "S" 2 1/2" Diameter & Stem Leg 2" Square & Stem Leg</p>
	PD-CB60-PN-R	Pencil Edge; Dia. & Stem Leg					\$ 4,687	
	PD-CB60-PN-S	Pencil Edge; Square & Stem Leg					\$ 4,687	
	PD-CB60-AC-R	Acrylic Edge; Dia. & Stem Leg					\$ 4,494	
PD-CB60-AC-S	Acrylic Edge; Square & Stem Leg					\$ 4,494		
	2 PERSON Unit: 48" Depth;	96"	48"	29"				<p>Model "PN" Model "AC" 2" Pencil Edge 2 mm Acrylic Edge</p> <p>There is an option for a Grommet and Wire Management leg for this table. In addition to the above, there is also a 1/4" thick frosted acrylic divider screen available for this table.</p> <p>There are two different leg styles available:</p>  <p>Model "R" Model "S" 2 1/2" Diameter & Stem Leg 2" Square & Stem Leg</p>
	2 Grommets;							
	1 Wire Management Leg;							
	PD-CB48-PN-R-GW	Pencil Edge; Dia. & Stem Leg					\$ 4,540	
PD-CB48-PN-S-GW	Pencil Edge; Square & Stem Leg					\$ 4,540		
PD-CB48-AC-R-GW	Acrylic Edge; Dia. & Stem Leg					\$ 4,354		
PD-CB48-AC-S-GW	Acrylic Edge; Square & Stem Leg					\$ 4,354		
	2 PERSON Unit: 60" Depth;	120"	60"	29"				<p>Model "PN" Model "AC" 2" Pencil Edge 2 mm Acrylic Edge</p> <p>There is an option for a Grommet and Wire Management leg for this table. In addition to the above, there is also a 1/4" thick frosted acrylic divider screen available for this table.</p> <p>There are two different leg styles available:</p>  <p>Model "R" Model "S" 2 1/2" Diameter & Stem Leg 2" Square & Stem Leg</p>
	2 Grommets;							
	1 Wire Management Leg;							
	PD-CB60-PN-R-GW	Pencil Edge; Dia. & Stem Leg					\$ 4,968	
PD-CB60-PN-S-GW	Pencil Edge; Square & Stem Leg					\$ 4,968		
PD-CB60-AC-R-GW	Acrylic Edge; Dia. & Stem Leg					\$ 4,775		
PD-CB60-AC-S-GW	Acrylic Edge; Square & Stem Leg					\$ 4,775		







MODEL NUMBER	PRODUCT	WIDTH	DEPTH	HEIGHT	WEIGHT	VOLUME	LIST PRICE	DESCRIPTION
	2 PERSON Unit: 48" Depth; 2 Grommets; 1 Wire Management Leg; 3 Acrylic Dividers;	96"	48"	29"				<p>Each unit is a two person unit which can be combined together to create four user stations.</p> <p>Two edge profiles available:</p>  <p>Model "PN" 2" Pencil Edge</p> <p>Model "AC" 2 mm Acrylic Edge</p> <p>There is an option for a Grommet and Wire Management leg for this table. In addition to the above, there is also a 1/4" thick frosted acrylic divider screen available for this table.</p> <p>There are two different leg styles available:</p>  <p>Model "R" 2 1/2" Diameter & Stem Leg</p> <p>Model "S" 2" Square & Stem Leg</p>
	PD-CB48-PN-R-GWA	Pencil Edge; Dia. & Stem Leg					\$ 5,775	
	PD-CB48-PN-S-GWA	Pencil Edge; Square & Stem Leg					\$ 5,775	
	PD-CB48-AC-R-GWA	Acrylic Edge; Dia. & Stem Leg					\$ 5,589	
PD-CB48-AC-S-GWA	Acrylic Edge; Square & Stem Leg					\$ 5,589		
	2 PERSON Unit: 60" Depth; 2 Grommets; 1 Wire Management Leg; 3 Acrylic Dividers;	120"	60"	29"				<p>There are two different leg styles available:</p>  <p>Model "R" 2 1/2" Diameter & Stem Leg</p> <p>Model "S" 2" Square & Stem Leg</p>
	PD-CB60-PN-R-GWA	Pencil Edge; Dia. & Stem Leg					\$ 6,204	
	PD-CB60-PN-S-GWA	Pencil Edge; Square & Stem Leg					\$ 6,204	
	PD-CB60-AC-R-GWA	Acrylic Edge; Dia. & Stem Leg					\$ 6,011	
PD-CB60-AC-S-GWA	Acrylic Edge; Square & Stem Leg					\$ 6,011		

MODEL NUMBER	PRODUCT	WIDTH	DEPTH	HEIGHT	WEIGHT	VOLUME	LIST PRICE	DESCRIPTION
	4 PERSON UNIT: Shared Leg; 48" Depth;	96"	96"	29"				Each unit is a four person unit.
	PD-CE48-PN-R	Pencil Edge; Dia. & Stem Leg					\$ 6,840	Two edge profiles available:  
	PD-CE48-PN-S	Pencil Edge; Square & Stem Leg					\$ 6,840	
	PD-CE48-AC-R	Acrylic Edge; Dia. & Stem Leg					\$ 6,655	
PD-CE48-AC-S	Acrylic Edge; Square & Stem Leg					\$ 6,655		
	4 PERSON UNIT: Shared Leg; 60" Depth;	120"	120"	29"				Model "PN" 2" Pencil Edge
	PD-CE60-PN-R	Pencil Edge; Dia. & Stem Leg					\$ 7,697	Model "AC" 2 mm Acrylic Edge
	PD-CE60-PN-S	Pencil Edge; Square & Stem Leg					\$ 7,697	
	PD-CE60-AC-R	Acrylic Edge; Dia. & Stem Leg					\$ 7,504	
PD-CE60-AC-S	Acrylic Edge; Square & Stem Leg					\$ 7,504		There is an option for a Grommet and Wire Management leg for this table. In addition to the above, there is also a 1/4" thick frosted acrylic divider screen available for this table.
	4 PERSON UNIT: Shared Leg; 48" Depth; 4 Grommets; 1 Wire Management Leg;	96"	96"	29"				There are two different leg styles available:
	PD-CE48-PN-R-GW	Pencil Edge; Dia. & Stem Leg					\$ 7,385	 
	PD-CE48-PN-S-GW	Pencil Edge; Square & Stem Leg					\$ 7,385	
	PD-CE48-AC-R-GW	Acrylic Edge; Dia. & Stem Leg					\$ 7,199	
PD-CE48-AC-S-GW	Acrylic Edge; Square & Stem Leg					\$ 7,199		
	4 PERSON UNIT: Shared Leg; 60" Depth; 4 Grommets; 1 Wire Management Leg;	120"	120"	29"				Model "R" 2 1/2" Diameter & Stem Leg
	PD-CE60-PN-R-GW	Pencil Edge; Dia. & Stem Leg					\$ 8,240	Model "S" 2" Square & Stem Leg
	PD-CE60-PN-S-GW	Pencil Edge; Square & Stem Leg					\$ 8,240	
	PD-CE60-AC-R-GW	Acrylic Edge; Dia. & Stem Leg					\$ 8,047	
PD-CE60-AC-S-GW	Acrylic Edge; Square & Stem Leg					\$ 8,047		







MODEL NUMBER	PRODUCT	WIDTH	DEPTH	HEIGHT	WEIGHT	VOLUME	LIST PRICE	DESCRIPTION
	4 PERSON UNIT: Shared Leg; 48" Depth; 4 Grommets; 1 Wire Management Leg; 4 Acrylic Dividers;	96"	96"	29"				Each unit is a four person unit.
	PD-CE48-PN-R-GWA Pencil Edge; Dia. & Stem Leg						\$ 9,033	Two edge profiles available:   Model "PN" 2" Pencil Edge Model "AC" 2 mm Acrylic Edge
	PD-CE48-PN-S-GWA Pencil Edge; Square & Stem Leg						\$ 9,033	
	PD-CE48-AC-R-GWA Acrylic Edge; Dia. & Stem Leg						\$ 8,847	
	PD-CE48-AC-S-GWA Acrylic Edge; Square & Stem Leg						\$ 8,847	
	4 PERSON UNIT: Shared Leg; 60" Depth; 4 Grommets; 1 Wire Management Leg; 4 Acrylic Dividers;	120"	120"	29"				There is an option for a Grommet and Wire Management leg for this table. In addition to the above, there is also a 1/4" thick frosted acrylic divider screen available for this table.
PD-CE60-PN-R-GWA Pencil Edge; Dia. & Stem Leg							\$ 9,888	There are two different leg styles available:   Model "R" 2 1/2" Diameter & Stem Leg Model "S" 2" Square & Stem Leg
PD-CE60-PN-S-GWA Pencil Edge; Square & Stem Leg							\$ 9,888	
PD-CE60-AC-R-GWA Acrylic Edge; Dia. & Stem Leg							\$ 9,695	
PD-CE60-AC-S-GWA Acrylic Edge; Square & Stem Leg							\$ 9,695	

MODEL NUMBER	PRODUCT	WIDTH	DEPTH	HEIGHT	WEIGHT	VOLUME	LIST PRICE	DESCRIPTION
	4 PERSON UNIT: Individual Tables; 96" 96" 29" 48" Depth;							<p>Each unit is a single user unit which can be combined together to create two and four user stations.</p> <p>Two edge profiles available:</p>  <p>Model "PN" Model "AC" 2" Pencil Edge 2 mm Acrylic Edge</p> <p>There is an option for a Grommet and Wire Management leg for this table. In addition to the above, there is also a 1/4" thick frosted acrylic divider screen available for this table.</p> <p>There are two different leg styles available:</p>  <p>Model "R" Model "S" 2 1/2" Diameter 2" Square & Stem Leg & Stem Leg</p>
	PD-CA48-PN-R	Pencil Edge; Dia. & Stem Leg					\$ 9,950	
	PD-CA48-PN-S	Pencil Edge; Square & Stem Leg					\$ 9,950	
	PD-CA48-AC-R	Acrylic Edge; Dia. & Stem Leg					\$ 9,206	
PD-CA48-AC-S	Acrylic Edge; Square & Stem Leg					\$ 9,206		
	4 PERSON UNIT: Individual Tables; 120" 120" 29" 60" Depth;							<p>Model "PN" Model "AC" 2" Pencil Edge 2 mm Acrylic Edge</p> <p>There is an option for a Grommet and Wire Management leg for this table. In addition to the above, there is also a 1/4" thick frosted acrylic divider screen available for this table.</p> <p>There are two different leg styles available:</p>  <p>Model "R" Model "S" 2 1/2" Diameter 2" Square & Stem Leg & Stem Leg</p>
	PD-CA60-PN-R	Pencil Edge; Dia. & Stem Leg					\$ 10,820	
	PD-CA60-PN-S	Pencil Edge; Square & Stem Leg					\$ 10,820	
	PD-CA60-AC-R	Acrylic Edge; Dia. & Stem Leg					\$ 10,046	
PD-CA60-AC-S	Acrylic Edge; Square & Stem Leg					\$ 10,046		
	4 PERSON UNIT: Individual Tables; 96" 96" 29" 48" Depth; 4 Grommets; 4 Wire Management Legs;							<p>Model "PN" Model "AC" 2" Pencil Edge 2 mm Acrylic Edge</p> <p>There is an option for a Grommet and Wire Management leg for this table. In addition to the above, there is also a 1/4" thick frosted acrylic divider screen available for this table.</p> <p>There are two different leg styles available:</p>  <p>Model "R" Model "S" 2 1/2" Diameter 2" Square & Stem Leg & Stem Leg</p>
	PD-CA48-PN-R-GW	Pencil Edge; Dia. & Stem Leg					\$ 10,540	
	PD-CA48-PN-S-GW	Pencil Edge; Square & Stem Leg					\$ 10,540	
	PD-CA48-AC-R-GW	Acrylic Edge; Dia. & Stem Leg					\$ 9,800	
PD-CA48-AC-S-GW	Acrylic Edge; Square & Stem Leg					\$ 9,800		
	4 PERSON UNIT: Individual Tables; 120" 120" 29" 60" Depth; 4 Grommets; 4 Wire Management Legs;							<p>Model "PN" Model "AC" 2" Pencil Edge 2 mm Acrylic Edge</p> <p>There is an option for a Grommet and Wire Management leg for this table. In addition to the above, there is also a 1/4" thick frosted acrylic divider screen available for this table.</p> <p>There are two different leg styles available:</p>  <p>Model "R" Model "S" 2 1/2" Diameter 2" Square & Stem Leg & Stem Leg</p>
	PD-CA60-PN-R-GW	Pencil Edge; Dia. & Stem Leg					\$ 11,411	
	PD-CA60-PN-S-GW	Pencil Edge; Square & Stem Leg					\$ 11,411	
	PD-CA60-AC-R-GW	Acrylic Edge; Dia. & Stem Leg					\$ 10,641	
PD-CA60-AC-S-GW	Acrylic Edge; Square & Stem Leg					\$ 10,641		































MODEL NUMBER	PRODUCT	WIDTH	DEPTH	HEIGHT	WEIGHT	VOLUME	LIST PRICE	DESCRIPTION
	4 PERSON UNIT: Individual Tables; 96" Depth;	96"	96"	29"				<p>Each unit is a single user unit which can be combined together to create two and four user stations.</p> <p>Two edge profiles available:</p>  <p>Model "PN" 2" Pencil Edge</p> <p>Model "AC" 2 mm Acrylic Edge</p> <p>There is an option for a Grommet and Wire Management leg for this table. In addition to the above, there is also a 1/4" thick frosted acrylic divider screen available for this table.</p> <p>There are two different leg styles available:</p>  <p>Model "R" 2 1/2" Diameter & Stem Leg</p> <p>Model "S" 2" Square & Stem Leg</p>
	PD-CA48-PN-R-GWA	Pencil Edge; Dia. & Stem Leg					\$ 13,837	
	PD-CA48-PN-S-GWA	Pencil Edge; Square & Stem Leg					\$ 13,837	
	PD-CA48-AC-R-GWA	Acrylic Edge; Dia. & Stem Leg					\$ 13,089	
	PD-CA48-AC-S-GWA	Acrylic Edge; Square & Stem Leg					\$ 13,089	
	4 PERSON UNIT: Individual Tables; 120" Depth;	120"	120"	29"				<p>There are two different leg styles available:</p>  <p>Model "R" 2 1/2" Diameter & Stem Leg</p> <p>Model "S" 2" Square & Stem Leg</p>
	PD-CA60-PN-R-GWA	Pencil Edge; Dia. & Stem Leg					\$ 14,707	
	PD-CA60-PN-S-GWA	Pencil Edge; Square & Stem Leg					\$ 14,707	
	PD-CA60-AC-R-GWA	Acrylic Edge; Dia. & Stem Leg					\$ 13,930	
	PD-CA60-AC-S-GWA	Acrylic Edge; Square & Stem Leg					\$ 13,930	

MODEL NUMBER	PRODUCT	WIDTH	DEPTH	HEIGHT	WEIGHT	VOLUME	LIST PRICE	DESCRIPTION
	6 PERSON UNIT: 48" Depth;	96"	48"	29"				Each unit is a six person unit. Two edge profiles available:   Model "PN" Model "AC" 2" Pencil Edge 2 mm Acrylic Edge There is an option for a Grommet and Wire Management leg for this table. In addition to the above, there is also a 1/2" thick frosted acrylic divider screen with courtesy shelf option available for this table. There are two different leg styles available:   Model "R" 2 1/2" Diameter & Stem Leg Model "S" 2" Square & Stem Leg
	PD-CG48-PN-R	Pencil Edge; Dia. & Stem Leg					\$ 6,786	
	PD-CG48-PN-S	Pencil Edge; Square & Stem Leg					\$ 6,786	
	PD-CG48-AC-R	Acrylic Edge; Dia. & Stem Leg					\$ 6,602	
PD-CG48-AC-S	Acrylic Edge; Square & Stem Leg					\$ 6,602		
	6 PERSON UNIT: 60" Depth;	108"	60"	29"				
	PD-CG60-PN-R	Pencil Edge; Dia. & Stem Leg					\$ 8,302	
	PD-CG60-PN-S	Pencil Edge; Square & Stem Leg					\$ 8,302	
	PD-CG60-AC-R	Acrylic Edge; Dia. & Stem Leg					\$ 8,118	
PD-CG60-AC-S	Acrylic Edge; Square & Stem Leg					\$ 8,118		
	6 PERSON UNIT: 48" Depth;	96"	48"	29"				
	6 Grommets;							
	2 Wire Management Legs;							
	PD-CG48-PN-R-GW	Pencil Edge; Dia. & Stem Leg					\$ 7,611	
PD-CG48-PN-S-GW	Pencil Edge; Square & Stem Leg					\$ 7,611		
PD-CG48-AC-R-GW	Acrylic Edge; Dia. & Stem Leg					\$ 7,428		
PD-CG48-AC-S-GW	Acrylic Edge; Square & Stem Leg					\$ 7,428		
	6 PERSON UNIT: 60" Depth;	108"	60"	29"				
	6 Grommets;							
	2 Wire Management Legs;							
	PD-CG60-PN-R-GW	Pencil Edge; Dia. & Stem Leg					\$ 9,126	
PD-CG60-PN-S-GW	Pencil Edge; Square & Stem Leg					\$ 9,126		
PD-CG60-AC-R-GW	Acrylic Edge; Dia. & Stem Leg					\$ 8,252		
PD-CG60-AC-S-GW	Acrylic Edge; Square & Stem Leg					\$ 8,252		

MODEL NUMBER	PRODUCT	WIDTH	DEPTH	HEIGHT	WEIGHT	VOLUME	LIST PRICE	DESCRIPTION
	6 PERSON UNIT: 48" Depth; 6 Grommets; 2 Wire Management Legs; Acrylic Dividers with top Shelf;	96"	48"	29"				Each unit is a six person unit.
	PD-CG48-PN-R-GWA Pencil Edge; Dia. & Stem Leg						\$ 9,033	Two edge profiles available:   Model "PN" Model "AC" 2" Pencil Edge 2 mm Acrylic Edge
	PD-CG48-PN-S-GWA Pencil Edge; Square & Stem Leg						\$ 9,033	
	PD-CG48-AC-R-GWA Acrylic Edge; Dia. & Stem Leg						\$ 8,849	
	PD-CG48-AC-S-GWA Acrylic Edge; Square & Stem Leg						\$ 8,849	
	6 PERSON UNIT: 60" Depth; 6 Grommets; 2 Wire Management Legs; Acrylic Dividers with top Shelf;	108"	60"	29"				There is an option for a Grommet and Wire Management leg for this table. In addition to the above, there is also a 1/2" thick frosted acrylic divider screen with courtesy shelf option available for this table.
PD-CG60-PN-R-GWA Pencil Edge; Dia. & Stem Leg							\$ 10,548	There are two different leg styles available:   Model "R" Model "S" 2 1/2" Diameter 2" Square & Stem Leg & Stem Leg
PD-CG60-PN-S-GWA Pencil Edge; Square & Stem Leg							\$ 10,548	
PD-CG60-AC-R-GWA Acrylic Edge; Dia. & Stem Leg							\$ 9,674	
PD-CG60-AC-S-GWA Acrylic Edge; Square & Stem Leg							\$ 9,674	

MODEL NUMBER	PRODUCT	WIDTH	DEPTH	HEIGHT	WEIGHT	VOLUME	LIST PRICE	DESCRIPTION
	8 PERSON UNIT: 48" Depth;	132"	48"	29"				Each unit is an eight person unit.
	PD-CGB48-PN-R	Pencil Edge; Dia. & Stem Leg					\$ 10,681	Two edge profiles available:   Model "PN" Model "AC" 2" Pencil Edge 2 mm Acrylic Edge
	PD-CGB48-PN-S	Pencil Edge; Square & Stem Leg					\$ 10,681	
	PD-CGB48-AC-R	Acrylic Edge; Dia. & Stem Leg					\$ 10,393	
PD-CGB48-AC-S	Acrylic Edge; Square & Stem Leg					\$ 10,393		
	8 PERSON UNIT: 60" Depth;	144"	60"	29"				
	PD-CGB60-PN-R	Pencil Edge; Dia. & Stem Leg					\$ 13,642	There is an option for a Grommet and Wire Management leg for this table. In addition to the above, there is also a 1/2" thick frosted acrylic divider screen with courtesy shelf option available for this table.
	PD-CGB60-PN-S	Pencil Edge; Square & Stem Leg					\$ 13,642	
	PD-CGB60-AC-R	Acrylic Edge; Dia. & Stem Leg					\$ 13,354	
PD-CGB60-AC-S	Acrylic Edge; Square & Stem Leg					\$ 13,354		
	8 PERSON UNIT: 48" Depth;	132"	48"	29"				There are two different leg styles available:   Model "R" Model "S" 2 1/2" Diameter & Stem Leg 2" Square & Stem Leg
	8 Grommets;							
	4 Wire Management Legs;							
	PD-CGB48-PN-R-GW	Pencil Edge; Dia. & Stem Leg					\$ 11,801	
PD-CGB48-PN-S-GW	Pencil Edge; Square & Stem Leg					\$ 11,801		
PD-CGB48-AC-R-GW	Acrylic Edge; Dia. & Stem Leg					\$ 11,513		
PD-CGB48-AC-S-GW	Acrylic Edge; Square & Stem Leg					\$ 11,513		
	8 PERSON UNIT: 60" Depth;	144"	60"	29"				
	8 Grommets;							
	4 Wire Management Legs;							
	PD-CGB60-PN-R-GW	Pencil Edge; Dia. & Stem Leg					\$ 14,761	
PD-CGB60-PN-S-GW	Pencil Edge; Square & Stem Leg					\$ 14,761		
PD-CGB60-AC-R-GW	Acrylic Edge; Dia. & Stem Leg					\$ 14,473		
PD-CGB60-AC-S-GW	Acrylic Edge; Square & Stem Leg					\$ 14,473		

MODEL NUMBER	PRODUCT	WIDTH	DEPTH	HEIGHT	WEIGHT	VOLUME	LIST PRICE	DESCRIPTION
	8 PERSON UNIT: 48" Depth; 8 Grommets; 4 Wire Management Legs; Acrylic Dividers with top Shelf;	132"	48"	29"				Each unit is an eight person unit.
	PD-CGB48-PN-R-GWA Pencil Edge; Dia. & Stem Leg						\$ 13,806	Two edge profiles available:   Model "PN" Model "AC" 2" Pencil Edge 2 mm Acrylic Edge
	PD-CGB48-PN-S-GWA Pencil Edge; Square & Stem Leg						\$ 13,806	
	PD-CGB48-AC-R-GWA Acrylic Edge; Dia. & Stem Leg						\$ 13,517	
	PD-CGB48-AC-S-GWA Acrylic Edge; Square & Stem Leg						\$ 13,517	
	8 PERSON UNIT: 60" Depth; 8 Grommets; 4 Wire Management Legs; Acrylic Dividers with top Shelf;	144"	60"	29"				There is an option for a Grommet and Wire Management leg for this table. In addition to the above, there is also a 1/2" thick frosted acrylic divider screen with courtesy shelf option available for this table.
PD-CGB60-PN-R-GWA Pencil Edge; Dia. & Stem Leg							\$ 16,766	There are two different leg styles available:   Model "R" Model "S" 2 1/2" Diameter 2" Square & Stem Leg & Stem Leg
PD-CGB60-PN-S-GWA Pencil Edge; Square & Stem Leg							\$ 16,766	
PD-CGB60-AC-R-GWA Acrylic Edge; Dia. & Stem Leg							\$ 16,477	
PD-CGB60-AC-S-GWA Acrylic Edge; Square & Stem Leg							\$ 16,477	

MODEL NUMBER	PRODUCT	WIDTH	DEPTH	HEIGHT	WEIGHT	VOLUME	LIST PRICE	DESCRIPTION
	10 PERSON UNIT: 48" Depth;	168"	48"	29"				Each unit is a ten person unit.
	PD-CGC48-PN-R	Pencil Edge; Dia. & Stem Leg					\$ 15,135	Two edge profiles available:   Model "PN" Model "AC" 2" Pencil Edge 2 mm Acrylic Edge
	PD-CGC48-PN-S	Pencil Edge; Square & Stem Leg					\$ 15,135	
	PD-CGC48-AC-R	Acrylic Edge; Dia. & Stem Leg					\$ 14,720	
PD-CGC48-AC-S	Acrylic Edge; Square & Stem Leg					\$ 14,720		
	10 PERSON UNIT: 60" Depth;	180"	60"	29"				There is an option for a Grommet and Wire Management leg for this table. In addition to the above, there is also a 1/2" thick frosted acrylic divider screen with courtesy shelf option available for this table. There are two different leg styles available:   Model "R" 2 1/2" Diameter & Stem Leg Model "S" 2" Square & Stem Leg
	PD-CGC60-PN-R	Pencil Edge; Dia. & Stem Leg					\$ 16,814	
	PD-CGC60-PN-S	Pencil Edge; Square & Stem Leg					\$ 16,814	
	PD-CGC60-AC-R	Acrylic Edge; Dia. & Stem Leg					\$ 16,399	
	10 PERSON UNIT: 48" Depth;	168"	48"	29"				There are two different leg styles available:   Model "R" 2 1/2" Diameter & Stem Leg Model "S" 2" Square & Stem Leg
	10 Grommets;							
	6 Wire Management Legs;							
	PD-CGC48-PN-R-GW	Pencil Edge; Dia. & Stem Leg					\$ 16,549	
	10 PERSON UNIT: 60" Depth;	180"	60"	29"				There are two different leg styles available:   Model "R" 2 1/2" Diameter & Stem Leg Model "S" 2" Square & Stem Leg
	10 Grommets;							
	6 Wire Management Legs;							
	PD-CGC48-PN-S-GW	Pencil Edge; Square & Stem Leg					\$ 16,549	
	10 PERSON UNIT: 48" Depth;	168"	48"	29"				There are two different leg styles available:   Model "R" 2 1/2" Diameter & Stem Leg Model "S" 2" Square & Stem Leg
	10 Grommets;							
	6 Wire Management Legs;							
	PD-CGC48-AC-R-GW	Acrylic Edge; Dia. & Stem Leg					\$ 16,133	
	10 PERSON UNIT: 60" Depth;	180"	60"	29"				There are two different leg styles available:   Model "R" 2 1/2" Diameter & Stem Leg Model "S" 2" Square & Stem Leg
	10 Grommets;							
	6 Wire Management Legs;							
	PD-CGC48-AC-S-GW	Acrylic Edge; Square & Stem Leg					\$ 16,133	
	10 PERSON UNIT: 60" Depth;	180"	60"	29"				There are two different leg styles available:   Model "R" 2 1/2" Diameter & Stem Leg Model "S" 2" Square & Stem Leg
	10 Grommets;							
	6 Wire Management Legs;							
	PD-CGC60-PN-R-GW	Pencil Edge; Dia. & Stem Leg					\$ 18,229	
	10 PERSON UNIT: 60" Depth;	180"	60"	29"				There are two different leg styles available:   Model "R" 2 1/2" Diameter & Stem Leg Model "S" 2" Square & Stem Leg
	10 Grommets;							
	6 Wire Management Legs;							
	PD-CGC60-PN-S-GW	Pencil Edge; Square & Stem Leg					\$ 18,229	
	10 PERSON UNIT: 60" Depth;	180"	60"	29"				There are two different leg styles available:   Model "R" 2 1/2" Diameter & Stem Leg Model "S" 2" Square & Stem Leg
	10 Grommets;							
	6 Wire Management Legs;							
	PD-CGC60-AC-R-GW	Acrylic Edge; Dia. & Stem Leg					\$ 17,814	
	10 PERSON UNIT: 60" Depth;	180"	60"	29"				There are two different leg styles available:   Model "R" 2 1/2" Diameter & Stem Leg Model "S" 2" Square & Stem Leg
	10 Grommets;							
	6 Wire Management Legs;							
	PD-CGC60-AC-S-GW	Acrylic Edge; Square & Stem Leg					\$ 17,814	

MODEL NUMBER	PRODUCT	WIDTH	DEPTH	HEIGHT	WEIGHT	VOLUME	LIST PRICE	DESCRIPTION
	10 PERSON UNIT: 48" Depth; 10 Grommets; 6 Wire Management Legs; Acrylic Dividers with top Shelf;	168"	48"	29"				Each unit is a ten person unit.
	PD-CGC48-PN-R-GWA Pencil Edge; Dia. & Stem Leg						\$ 19,060	Two edge profiles available:  
	PD-CGC48-PN-S-GWA Pencil Edge; Square & Stem Leg						\$ 19,060	
	PD-CGC48-AC-R-GWA Acrylic Edge; Dia. & Stem Leg						\$ 18,645	Model "PN" 2" Pencil Edge
	PD-CGC48-AC-S-GWA Acrylic Edge; Square & Stem Leg						\$ 18,645	
	10 PERSON UNIT: 60" Depth; 10 Grommets; 6 Wire Management Legs; Acrylic Dividers with top Shelf;	180"	60"	29"				There is an option for a Grommet and Wire Management leg for this table. In addition to the above, there is also a 1/2" thick frosted acrylic divider screen with courtesy shelf option available for this table.
PD-CGC60-PN-R-GWA Pencil Edge; Dia. & Stem Leg							\$ 20,746	There are two different leg styles available:  
PD-CGC60-PN-S-GWA Pencil Edge; Square & Stem Leg						\$ 20,746	Model "R" 2 1/2" Diameter & Stem Leg	
PD-CGC60-AC-R-GWA Acrylic Edge; Dia. & Stem Leg						\$ 20,331	Model "S" 2" Square & Stem Leg	
PD-CGC60-AC-S-GWA Acrylic Edge; Square & Stem Leg						\$ 20,331		