

















	MODEL NUMBER	PRODUCT	WIDTH	DEPTH	HEIGHT	WEIGHT	VOLUME	PRICE	DESCRIPTION
	BT-100-39	Book Return Truck	25 ¹ / ₄ "	23 ¹ / ₂ "	31 ³ / ₄ "	90 Lbs.	12 Cu.Ft.	\$ 4,191	Fits into Linx and Gemini Desk System Book Return Units, LX-208 and GS-208. Unit constructed from 3/4" plywood, assembled together by means of tongue and groove assembly. Descending platform will be of veneer. Platform will be mounted to a coiled tension spring that will descend as books are dropped off and ascend as they are removed. 4 diameter swivel casters are mounted to the underside of the truck.
	BT-100-32	Book Return Truck Small	25 ¹ / ₄ "	23 ¹ / ₂ "	26 ³ / ₄ "	80 Lbs.	11 Cu.Ft.	\$ 4,191	
	BT-101	Depressible Book Truck with Lid	25 ¹ / ₄ "	23 ¹ / ₂ "	36 ³ / ₄ "	120 Lbs.	16 Cu.Ft.	\$ 4,812	Used for after hour drop-offs. Unit constructed from 3/4" plywood, assembled together by means of tongue and groove assembly. Descending platform will be of veneer. Platform will be mounted to a coiled tension spring that will descend as books are dropped off and ascend as they are removed. Locking lid 25-1/2" wide x 23-1/2" long x 8" high constructed from 3/4" plywood. Top surface laminated. Assembled by means of tongue and groove assembly. Book return slot is 14" wide x 3" high, banded on all four edges. Unit comes complete with lock. 4" diameter swivel casters are mounted to the underside of the truck.
	BT-102	Wood Truck with 3 Flat Shelves	32 ¹ / ₄ "	15 ¹ / ₂ "	37"	65 Lbs.	11 Cu.Ft.	\$ 1,486	Constructed from 3/4" 3-ply plywood. End panels banded on all sides with 1/2" solid, edges to be radiused 3/8". Bottom constructed as end panels, 1/4" solid external banding on long sides only, edges eased. Shelves constructed from 3/4" 3-ply plywood. Clearance between shelves will be 12-1/8". End panels, shelves and bottom are fastened together by means of 3" long pan head bolts passing through end panels and into metal fasteners imbedded in the underside of the bottom and shelves. Two, 3/4" thick x 4" wide reinforcing rails are mounted to the underside of the bottom. 4" Diameter casters are mounted to the reinforcing rails.
	BT-102X	Oversize Wood Truck with 3 Flat Shelves	38"	17"	39"	70 Lbs.	12 Cu.Ft.	\$ 1,531	Constructed from 3/4" solid maple or solid oak. End panel edges to be radiused 3/8". Bottom constructed as end panels, bottom edges to be eased. Clearance between shelves will be 12-3/4". End panels, shelves and bottom are fastened together by means of 3" long pan head bolts passing through end panels and into metal fasteners imbedded in the underside of the bottom and shelves. Two, 3/4" thick x 4" wide reinforcing rails are mounted to the underside of the bottom. 4" Diameter casters are mounted to the reinforcing rails.

	MODEL NUMBER	PRODUCT	WIDTH	DEPTH	HEIGHT	WEIGHT	VOLUME	PRICE	DESCRIPTION
	BT-103	Wood Display Truck, Double Sided	32 1/4"	15 1/2"	37"	65 Lbs.	11 Cu.Ft.	\$ 1,664	Display book truck has 4 sloping display shelves. Constructed from 3/4" 3-ply plywood. End panels banded on all sides with 1/2" solid, edges to be radiused 3/8". Bottom constructed as end panels, 1/4" solid external banding on long sides only, edges eased. Shelves constructed from 3/4" 3-ply plywood. Clearance between shelves will be 11-1/2". End panels, shelves and bottom are fastened together by means of 3" long pan head bolts passing through end panels and into metal fasteners imbedded in the underside of the bottom and shelves. Two, 3/4" thick x 4" wide reinforcing rails are mounted to the underside of the bottom. 4" Diameter casters are mounted to the reinforcing rails.
	BT-103X	Oversize Display Truck, Double Faced	38"	17"	39"	70 Lbs.	12 Cu.Ft.	\$ 1,734	Display book truck has 4 sloping display shelves. Constructed from 3/4" solid maple or solid oak. End panel edges to be radiused 3/8". Bottom constructed as end panels, edges eased. Clearance between shelves will be 13". End panels, shelves and bottom are fastened together by means of 3" long pan head bolts passing through end panels and into metal fasteners imbedded in the underside of the bottom and shelves. Two, 3/4" thick x 4" wide reinforcing rails are mounted to the underside of the bottom. 4" Diameter casters are mounted to the reinforcing rails.
	BT-104	Wood Display Truck, Single Sided	32 1/4"	15 1/2"	37"	65 Lbs.	11 Cu.Ft.	\$ 1,748	Display book truck has 2 single sided sloping display shelves. Constructed from 3/4" 3-ply plywood. End panels banded on all sides with 1/2" solid, edges to be radiused 3/8". Bottom constructed as end panels, 1/4" solid external banding on long sides only, edges eased. Shelves constructed from 3/4" 3-ply plywood. Clearance between shelves will be 11-1/2". End panels, shelves and bottom are fastened together by means of 3" long pan head bolts passing through end panels and into metal fasteners imbedded in the underside of the bottom and shelves. Two, 3/4" thick x 4" wide reinforcing rails are mounted to the underside of the bottom. 4" Diameter casters are mounted to the reinforcing rails.
	BT-104X	Oversize Wood Display Truck, Single Faced	38"	17"	39"	70 Lbs.	12 Cu.Ft.	\$ 1,780	Display book truck has 2 single sided sloping display shelves. Constructed from 3/4" solid maple or solid oak. End panel edges to be radiused 3/8". Bottom constructed as end panel edges eased. Clearance between shelves will be 13". End panels, shelves and bottom are fastened together by means of 3" long pan head bolts passing through end panels and into metal fasteners imbedded in the underside of the bottom and shelves. Two, 3/4" thick x 4" wide reinforcing rails are mounted to the underside of the bottom. 4" Diameter casters are mounted to the reinforcing rails.

	MODEL NUMBER	PRODUCT	WIDTH	DEPTH	HEIGHT	WEIGHT	VOLUME	PRICE	DESCRIPTION
	BT-277	Steel Display Truck, Single Sided	32"	16 1/2"	43"	65 Lbs.	11 Cu.Ft.	\$ 1,088	Metal frames constructed from 1" x 1" 16 gauge tubing. Tubing spot welded to panels and shelves. Panels and shelves constructed from 18 gauge sheet metal. 2 sloping shelves 14-3/4" deep x 6" high with 12" clearance between each shelf. Book truck fitted with inserts to accept 4" diameter polyflex casters. Book truck finished in a baked enamel finish: Antique White – W11 as a standard color. Other colors available upon request (upcharge).
	BT-312	Steel Truck with 3 Flat Shelves	32"	16 1/2"	43"	65 Lbs.	11 Cu.F.	\$ 1,068	Metal frames constructed from 1" x 1" 16 gauge tubing. Tubing spot welded to panels and shelves. Panels and shelves constructed from 18 gauge sheet metal. 3 flat shelves complete with 12" clearance between each shelf. Book truck fitted with inserts to accept 4" diameter polyflex casters. Book truck finished in a baked enamel finish: Antique White – W11 as a standard color. Other colors available upon request (upcharge).
	BT-312-A	Steel Display Truck, Double Sided	32"	16 1/2"	43"	65 Lbs.	11 Cu.Ft	\$ 1,114	Metal frames constructed from 1" x 1" 16 gauge tubing. Tubing spot welded to panels and shelves. Panels and shelves constructed from 18 gauge sheet metal. 4 sloping shelves back to back each at a 90 degree angle - 6-1/2" deep x 6-1/4" high with 12" clearance between each shelf. Book truck fitted with inserts to accept 4" diameter polyflex casters. Book truck finished in a baked enamel finish: Antique White – W11 as a standard color. Other colors available upon request (upcharge).
	BT-313	Steel Display Book Buddy Truck, Double Sided	32"	16 1/2"	43"	65 Lbs.	11 Cu.Ft	\$ 1,216	Metal frames constructed from 1" x 1" 16 gauge tubing. Tubing spot welded to panels and shelves. Panels and shelves constructed from 18 gauge sheet metal. Top flat shelf: 16" deep x 3-1/4" high back lip. Bottom picture book compartment is 24-3/4" high with 4 fixed dividers 6" apart. Book truck fitted with inserts to accept 4" diameter polyflex casters. Book truck finished in a baked enamel finish: Antique White – W11 as a standard color. Other colors available upon request (upcharge).

	MODEL NUMBER	PRODUCT	WIDTH	DEPTH	HEIGHT	WEIGHT	VOLUME	PRICE	DESCRIPTION
	BT-316	Steel Book Buddy Truck with 3 Flat Shelves	32"	16 1/2"	43"	65 Lbs.	11 Cu.Ft.	\$ 2,340	Metal frames constructed from 1" x 1" 16 gauge tubing. Tubing spot welded to panels and shelves. Panels and shelves constructed from 18 gauge sheet metal. 3 flat shelves complete with 12" clearance between each shelf. Book truck fitted with inserts to accept 4" diameter polyflex casters. Book truck finished in a baked enamel finish: Antique White – W11 as a standard color. Other colors available upon request (upcharge).
	BT-316-A	Steel Display Book Buddy Truck, Double Sided	32"	16 1/2"	43"	65 Lbs.	11 Cu.F.	\$ 2,391	Metal frames constructed from 1" x 1" 16 gauge tubing. Tubing spot welded to panels and shelves. Panels and shelves constructed from 18 gauge sheet metal. 4 sloping shelves back to back each at a 90 degree angle - 6-1/2" deep x 6-1/4" high with 12" clearance between each shelf. Book truck fitted with inserts to accept 4" diameter polyflex casters. Book truck finished in a baked enamel finish: Antique White – W11 as a standard color. Other colors available upon request (upcharge).
	BT-ST1	Steer 1 Book Truck	32"	16 1/2"	43"			\$ 1,734	Metal frames constructed from 1" x 1" 16 gauge tubing. Tubing spot welded to panels and shelves. Panels and shelves constructed from 18 gauge sheet metal. 3 flat shelves complete with 12" clearance between each shelf. Sides are fitted with wood veneer panels. Book truck fitted with inserts to accept 4" diameter polyflex casters. Book truck finished in a baked enamel finish.
	BT-ST2	Steer 2 Book Truck	43"	16 1/2"	43"			\$ 2,363	Metal frames constructed from 1" x 1" 16 gauge tubing. Constructed from 3/4" 3-ply plywood. End panels banded on all sides with 1/2" solid, edges to be radiused 3/8". Bottom constructed as end panels, 1/4" solid external banding on long sides only, edges eased. Shelves constructed from 3/4" 3-ply plywood. Clearance between shelves will be 12-1/8". End panels, shelves and bottom are fastened together by means of 3" long pan head bolts passing through end panels and into metal fasteners imbedded in the underside of the bottom and shelves. Two, 3/4" thick x 4" wide reinforcing rails are mounted to the underside of the bottom. 4" Diameter casters are mounted to the reinforcing rails.

	MODEL NUMBER	PRODUCT	WIDTH	DEPTH	HEIGHT	WEIGHT	VOLUME	PRICE	DESCRIPTION
	BT-ST3-O	Steer 3 Book Truck	43"	16 1/2"	43"	65 Lbs.	11 Cu.Ft.	\$ 2,619	Metal frames constructed from 1" x 1" 16 gauge tubing. Display book truck has 4 sloping display shelves. Constructed from 3/4" 3-ply plywood. End panels banded on all sides with 1/2" solid, edges to be radiused 3/8". Bottom constructed as end panels, 1/4" solid external banding on long sides only, edges eased. Shelves constructed from 3/4" 3-ply plywood. Clearance between shelves will be 11-1/2". End panels, shelves and bottom are fastened together by means of 3" long pan head bolts passing through end panels and into metal fasteners imbedded in the underside of the bottom and shelves. Two, 3/4" thick x 4" wide reinforcing rails are mounted to the underside of the bottom. 4" Diameter casters are mounted to the reinforcing rails.
	BT-ST4-O	Steer 4 Book Truck	42"	16 1/2"	42"			\$ 1,748	Metal Frame, Wood Shelves. Shelf Depth: 15.5". 2 Fixed Shelves: 13" space apart. Frame: 1" x 1" powder coat paint. Book Capacity: Approx. 210
	BT-ST5-O	Steer 5 Book Truck	19"	21"	44"			\$ 3,085	Metal Frame, Wood Bookcase. Wood Bookcase: 9"d x 17"w x 36"h. 2 Shelves: 1 fixed, and 1 adjustable. Frame: 1" diameter, powder coat paint. Book Capacity: Approx. 55
	BT-LC	Locking Casters (Set of 2)				1.5 Lbs.		\$ 70	2 Locking caster - 2 swivel
	BT-5C	5" Diameter Casters (Each) *Upcharge from 4" Casters				1.6 Lbs.		\$ 70	5" Diameter casters upcharge from 4" casters
	BT-RB	Rubber Bumpers (Set of 4)				4 Lbs.		\$ 348	24" Long reinforced steel rubber bumpers mounted to each corner of the book truck - beige color only. NOTE: Bumpers available only on wood book trucks as an option.