









	MODEL NUMBER	PRODUCT	WIDTH	DEPTH	HEIGHT	WEIGHT	VOLUME	LIST PRICE	DESCRIPTION
	FX-3036-SQ	Rectangular Tables	36"	30"	29"			\$ 2,628	Table Top: High pressure laminate surface, 1 1/2" plastic laminate construction. Wood Edge: 1/4" wide internal, square profile. Leg Frame: 1/4" thick x 2" wide metal, power coat paint.
	FX-3060-SQ		60"	30"	29"			\$ 2,915	
	FX-3072-SQ		72"	30"	29"			\$ 3,039	
	FX-3090-SQ		90"	30"	29"			\$ 3,241	
	FX-3660-SQ		60"	36"	29"			\$ 3,016	
	FX-3672-SQ		72"	36"	29"			\$ 3,148	
	FX-3690-SQ		90"	36"	29"			\$ 3,365	
	FX-4860-SQ		60"	48"	29"			\$ 3,203	
	FX-4872-SQ		72"	48"	29"			\$ 3,365	
	FX-4890-SQ		90"	48"	29"			\$ 3,614	
	FX-3636-SQ	Square Tables	36"	36"	29"			\$ 2,690	
	FX-4242-SQ		42"	42"	29"			\$ 2,760	
	FX-4848-SQ		48"	48"	29"			\$ 2,992	
	FX-3036-SQ-PB-A	Rectangular Tables with Acrylic Panels	36"	30"	29"			\$ 3,203	Table Top: High pressure laminate surface, 1 1/2" plastic laminate construction. Wood Edge: 1/4" wide internal, square profile. Leg Frame: 1/4" thick x 2" wide metal, power coat paint. Panel insert: 1/2" thick Frosted Acrylic.
	FX-3060-SQ-PB-A		60"	30"	29"			\$ 3,490	
	FX-3072-SQ-PB-A		72"	30"	29"			\$ 3,614	
	FX-3090-SQ-PB-A		90"	30"	29"			\$ 3,817	
	FX-3660-SQ-PB-A		60"	36"	29"			\$ 3,686	
	FX-3672-SQ-PB-A		72"	36"	29"			\$ 3,817	
	FX-3690-SQ-PB-A		90"	36"	29"			\$ 4,034	
	FX-4860-SQ-PB-A		60"	48"	29"			\$ 4,073	
	FX-4872-SQ-PB-A		72"	48"	29"			\$ 4,229	
	FX-4890-SQ-PB-A		90"	48"	29"			\$ 4,477	
	FX-3636-SQ-PB-A	Square Tables with Acrylic Panels	36"	36"	29"			\$ 3,358	
	FX-4242-SQ-PB-A		42"	42"	29"			\$ 3,498	
	FX-4848-SQ-PB-A		48"	48"	29"			\$ 3,856	

	MODEL NUMBER	PRODUCT	WIDTH	DEPTH	HEIGHT	WEIGHT	VOLUME	LIST PRICE	DESCRIPTION
	FX-3036-SQ-PB-L	Rectangular Tables with Laminate Panels	36"	30"	29"			\$ 2,953	Table Top: High pressure laminate surface, 1 1/2" plastic laminate construction. Wood Edge: 1/4" wide internal, square profile. Leg Frame: 1/4" thick x 2" wide metal, power coat paint. Panel insert: 3/4" thick with plastic laminate faces and edges.
	FX-3060-SQ-PB-L		60"	30"	29"			\$ 3,241	
	FX-3072-SQ-PB-L		72"	30"	29"			\$ 3,365	
	FX-3090-SQ-PB-L		90"	30"	29"			\$ 3,568	
	FX-3660-SQ-PB-L		60"	36"	29"			\$ 3,382	
	FX-3672-SQ-PB-L		72"	36"	29"			\$ 3,514	
	FX-3690-SQ-PB-L		90"	36"	29"			\$ 3,732	
	FX-4860-SQ-PB-L		60"	48"	29"			\$ 3,662	
	FX-4872-SQ-PB-L		72"	48"	29"			\$ 3,817	
	FX-4890-SQ-PB-L		90"	48"	29"			\$ 4,073	
	FX-3636-SQ-PB-L	Square Tables with Laminate Panels	36"	36"	29"			\$ 3,056	
	FX-4242-SQ-PB-L		42"	42"	29"			\$ 3,157	
	FX-4848-SQ-PB-L		48"	48"	29"			\$ 3,444	
	FX-3036-SQ-PB-W	Rectangular Tables with Wood Panels	36"	30"	29"			\$ 2,846	Table Top: High pressure laminate surface, 1 1/2" plastic laminate construction. Wood Edge: 1/4" wide internal, square profile. Leg Frame: 1/4" thick x 2" wide metal, power coat paint. Panel insert: 3/4" thick with wood veneer faces and 1/8" wood edges.
	FX-3060-SQ-PB-W		60"	30"	29"			\$ 3,134	
	FX-3072-SQ-PB-W		72"	30"	29"			\$ 3,258	
	FX-3090-SQ-PB-W		90"	30"	29"			\$ 3,458	
	FX-3660-SQ-PB-W		60"	36"	29"			\$ 3,241	
	FX-3672-SQ-PB-W		72"	36"	29"			\$ 3,382	
	FX-3690-SQ-PB-W		90"	36"	29"			\$ 3,599	
	FX-4860-SQ-PB-W		60"	48"	29"			\$ 3,468	
	FX-4872-SQ-PB-W		72"	48"	29"			\$ 3,631	
	FX-4890-SQ-PB-W		90"	48"	29"			\$ 3,880	
	FX-3636-SQ-PB-W	Square Tables with Wood Panels	36"	36"	29"			\$ 2,915	
	FX-4242-SQ-PB-W		42"	42"	29"			\$ 3,010	
	FX-4848-SQ-PB-W		48"	48"	29"			\$ 3,258	