

PALMIERI

PALMIERI
KREATIONS®

SPECIFICATION GUIDE
& PRICE LIST 2022

WOODS & FINISHES:

Natural Maple

Standard



Natural Clear – M-NA

Maple Finishes

The following stains are available, add 10% to list




Castle Oak – M-CO



Honey Oak – M-HO




English Oak – M-EN



Victorian Cherry – M-VI



Richmond Cherry – M-RC



Mahogany – M-MA




Java – M-JA



Wenge – M-WE

Natural Red Oak


Standard




Natural Clear – O-NA

Red Oak Finishes


The following stains are available, add 10% to list




Castle Oak – O-CO




Honey Oak – O-HO



English Oak – O-EN



Victorian Cherry – O-VI




Richmond Cherry – O-RC



Mahogany – O-MA



Java – O-JA



Wenge – O-WE

Natural Cherry

Add 20% to list




Natural Clear – C-NA

Cherry Finishes

The following stains are available, add 30% to list



Honey Oak – C-HO



Richmond Cherry – C-RC

Natural Walnut


Add 20% to list



Natural Clear – W-NA

Walnut Finishes

The following stain is available, add 30% to list




Java – W-JA

WILSONART® LAMINATES:

Solid, Abstract and Wood Grain Options



Frosty White
1573-60



Natural Almond
D30-60



Beige
1530-60



Fashion Grey
D381-60



Dove Grey
D92-60



Slate Grey
D91-60



Black
1595-60




Indigo
D379-60




Maroochy Brush
4745-60



Woolamai Brush
4746-60




Blue Agave
4919-60



Eggplant
4913-60



Spiced Zephyr
4859-60



Morro Zephyr
4846-60



Fusion Maple
7909-60



Bannister Oak
7806-60



Mambo
7948-60



Cocobala
7942-38



Walnut Heights
7965-38



Wild Cherry
7054-60



Phantom Pearl
8211-38



White Driftwood
8200-38



Grey Elm
8201-38



Phantom Cocoa
8213-38



Studio Teak
7960-38



Skyline Walnut
7964-38



Phantom Charcoal
8214-38



Asian Night
7949-38











ABET LAMINATES:

Solid Colour Options

						
Bianco Ghiaccio 410	Beige 416	West Brown 892	Fondente 1828	Grigio Chiaro 478	Grigio Plomo 480	Grigio Scuro 871
						
Grigio Grafite 879	Nero 421	Giallo Pom Pom 463	Giallo Africa 469	Verde Erbetta 460	Sempreverde 451	Verde Biliardo 440
						
Verde Lauro 450	Verde Versailles 845	Bleu Panarea 482	Blu Amorgos 1824	Bleu California 499	Bleu Primario 838	Blu Cobalto 851
						
Blu Pavone 849	Blu Tenebre 1804	Blu Zaffiro 484	Blu Intenso 1818	Viola Madras 423	Viola Tramonto 424	Rosso Prugna 836
						
Rosso Antico 435	Rosso 431	Rosso Cavallino 1822	Arancio Canyon 835	Giallo Pop 861	Viola Sacro 1821	Fucsia 1840
						
Orchidea 1881	Viola Campanula 1827					

METAL PAINT:

Thermal Paint Colours

						
White PS-111-W374	Antique White W11	Telegrey 4 RAL 7047	Grey A16	Zinc A67	Charcoal A230	Black N49
						
Black Sandtex N31	Sparkle Silver S11	Champagne S14	Pebble M237	Zinc Yellow RAL 1018	Traffic Yellow RAL 1023	Deep Orange RAL 2011
						
Traffic Red RAL 3020	Carmine Red RAL 3002	Purple Red RAL 3004	Claret Violet RAL 4004	Signa Violet RAL 4008	Traffic Purple RAL 4006	Blue Lilac RAL 4005
						
Yellow Green RAL 6018	Signal Green RAL 6032	Turquoise Green RAL 6016	Light Blue RAL 5012	Sky Blue RAL 5015	Gentian Blue RAL 5010	Cobalt Blue RAL 5013

EDGE BAND COLOURS:

PVC edge band colour options



White
AC-SW811



Beige
AC-416



West Brown
AC-892




Fondente
AC-1828



Grigio Chiaro
AC-478



Grigio Plomo
AC-159580



Zinc
AC-A67



Grigio Scuro
AC-871



Charcoal
AC-A230



Grigio Grafite
AC-879



Black
AC-N49



Giallo Pom Pom
AC-463




Giallo Africa
AC-469



Verde Erbetta
AC-460



Sempreverde
AC-451




Verde Biliardo
AC-440



Verde Lauro
AC-450




Verde Versailles
AC-845



Bleu Panarea
AC-482



Blu Amorgos
AC-1824



Bleu California
AC-499



Bleu Primario
AC-FEW7660



Blu Cobalto
AC-851



Blu Pavone
AC-849



Blu Tenebre
AC-1804



Blu Zaffiro
AC-484



Blu Intenso
AC-1818



Viola Madras
AC-423



Viola Tramonto
AC-FE1349



Rosso Prugna
AC-836




Rosso Antico
AC-435



Rosso
AC-431



Rosso Cavallino
AC-1822




Arancio Canyon
AC-835



Giallo Pop
AC-861




Viola Sacro
AC-1821



Fucsia
AC-1840



Orchidea
AC-1881




Viola Campanula
AC-1827



Hardrock Maple
AC-WM791



Natural Oak
AC-FWG9877



Chocolate Tick
AC-FWG7424



Buttercup
AC-FE7201



Silver
AC-FWG7417

HARDWOODS: All hardwood materials used in the manufacturing of Palmieri products shall be Northern grown hardwoods. Hardwoods will be air and kiln dried to a moisture content of 5-7%. All hardwoods shall be of grade "A" material, free of material stains, imperfections, conformity of grain, texture and color. Hardwood species shall be Northern grown Red Oak, Clear White Northern Maple and Birch. American Cherry and Honduras Mahogany and Walnut are available. Please inquire for pricing.

VENEER: Exposed face veneers shall be not less than 1/28" thick plain sliced veneers. Veneers are to be selected for conformity of grain direction and color. Veneers are to be stitched tightly in a book match, slip match or plain sliced configuration. Unexposed veneers are to be of hardwood but not selected for color, or grain quality. Veneers are not to be lap joined or reveal any tape or glue lines.

PARTICLE BOARD CORE: The particleboard shall be formed of wood chips, bonded with a water resistance adhesive. The particleboard material is to be of a high density 45 lbs/cu. ft. having a minimum average modulus of rupture of 2400 psi and a minimum average modulus of elasticity of 4,000,000 psi.

VENEER CORE: Veneer core is to be constructed with odd numbers of plies. Each ply is to be laminated in pairs and cross banded in opposite directions with grain direction at a 90 degree angle to the grain of the center core. All plies are to be free from knots, wrinkles, laps or other natural or manufacturing defects.

LUMBER CORE: Lumber core is to be of the highest quality grade. Grade "A" select stock. Lumber core shall be constructed of solid random width strips not less than 2" wide nor more than 3 1/2" wide by 1" thick. Wood strips will be free from knots or other defects. All strips will be tightly joined using water resistance adhesives.


HIGH PRESSURE LAMINATE: Work surface laminate shall be .050" thick and used with balancing backer sheet of no less than .028" thick. Laminate shall conform to standards set by the American Standards Institute/National Electrical Manufacturers Association (ANSI/NEMA) for thickness, performance and appearance. Printed colours, abstract patterns and wood grains are reproduced from representative segments of large sheets and may differ slightly from the actual product.


FINISHING PROCEDURES: All materials shall be inspected and treated with a final sanding and polishing operation before any staining and final finishing can be performed. All machine and mill marks are to be removed. Once the polishing and sanding has been performed, the furniture will then undergo the following stain and finishing procedures:

- Step 1 A base stain will be uniformly applied, wiped and then allowed to dry under factory controlled conditions.
- Step 2 A uniform coat of sealer will be applied and allowed to dry.
- Step 3 Sealer will be lightly sanded using 240 grit silicon paper.
- Step 4 A catalytic lacquer of 34-45 degree sheen is evenly applied and allowed to dry under factory controlled conditions.

METAL FINISHING PROCEDURES: All metal components are thoroughly cleaned and coated electrostatically with an epoxy powder coat paint finish. The metal components are then oven baked and cured for a lasting finish.

EDGE BANDS: All edge bands are manufactured in PVC, semi-rigid (Flex) and ABS. Standard edging size are normally 1.25" wide x 2 mm thick. These are made of the highest grade polymers and its materials are extensively tested prior to production using special test procedures and industry specification and quality standards.

MODEL NUMBER	PRODUCT	WIDTH	DEPTH	HEIGHT	PRICE	
 *Shown Above: TB-R36-AC-M-D	Round Table, 36" Diameter,	36"	36"	29"		
	ACRYLIC Edge;					
	with WOOD Leg Option:	36"	36"	29"		
	TB-R36-AC-W-SQ TB-R36-AC-W-SQR TB-R36-AC-W-SQT TB-R36-AC-W-DT TB-R36-AC-W-SR	Square Square Radius Square Tapered Diameter Tapered Safari				\$ 1,531 \$ 1,531 \$ 1,772 \$ 1,976 \$ 1,983
	with METAL Leg Option:	36"	36"	29"		
TB-R36-AC-M-SO TB-R36-AC-M-SS TB-R36-AC-M-D TB-R36-AC-M-DS TB-R36-AC-M-BO TB-R36-AC-MC-SQ TB-R36-AC-MC-SS TB-R36-AC-MC-D TB-R36-AC-MC-DS	Square Square & Stem Diameter Diameter & Stem Balloon Square with Casters Square & Stem with Casters Diameter with Casters Diameter & Stem with Casters				\$ 1,431 \$ 2,100 \$ 1,431 \$ 2,100 \$ 1,593 \$ 1,780 \$ 2,441 \$ 1,780 \$ 2,441	
TB-R36-AC-FP1 TB-R36-AC-FP2 TB-R36-AC-FP3 TB-R36-AC-TP1 TB-R36-AC-TP2 TB-R36-AC-TP3	Flat Pedestal 19" H Flat Pedestal 29" H Flat Pedestal 42" H Trumpet 19" H Trumpet 29" H Trumpet 42" H	36" 36" 36" 36" 36" 36"	36" 36" 36" 36" 36" 36"	19" 29" 42" 19" 29" 42"	\$ 1,998 \$ 1,998 \$ 2,293 \$ 1,563 \$ 1,563 \$ 2,139	
EO-R36-AC-P EO-R36-AC-S	Pedestal Base Boxy Frame	36" 36"	36" 36"	29" 29"	\$ 1,610 \$ 1,602	



*Round Table Shape

DESCRIPTION


Each Table Top is constructed using a 1" thick top with a Plastic Laminate top surface.

All Metal legs are coated electrostatically with an epoxy powder coat paint.

NOTES:


- * Table heights of 25" (children), 27" (youth), and 32" (wheelchair) are available by request.
- * Color of Metal Paint must be specified at the time of order.
- * Caster Leg options are recommended for Reading/Multipurpose Tables options and not meant to be used for stationary computer workstations.
- * For all tables with casters legs, only 2 legs will have casters, and the other legs will have levelers. This will create a "wheelbarrow" style of table which will ensure ease of mobility.
- * Color of the Caster Option must be specified at the time of order.

Edge Option:



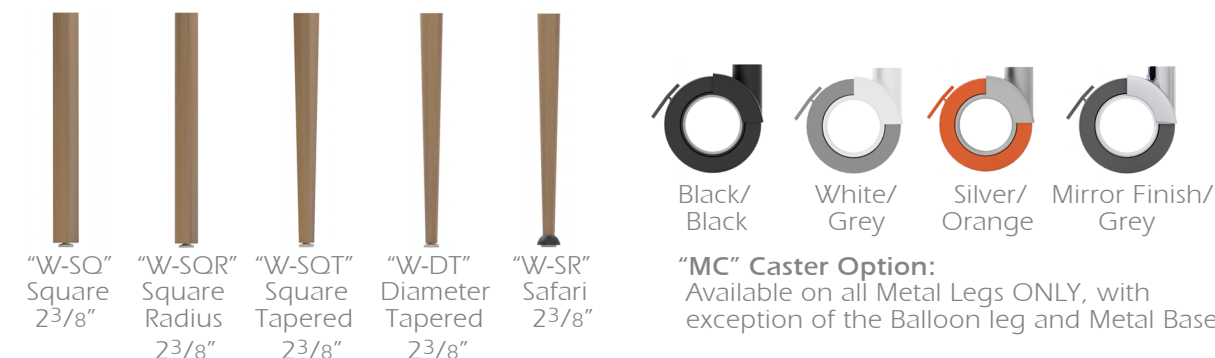
"AC"
2 mm Acrylic Edge

Metal Leg Options:



"M-SQ" Square 2"
"M-SS" Square Stem 2"
"M-D" Diameter 2"
"M-DS" Diameter Stem 2"
"M-BO" Balloon 2 1/2"
"P" Pedestal Base
"S" Boxy Frame Base

Wood Leg Options:



"W-SQ" Square 2 3/8"
"W-SQR" Square Radius 2 3/8"
"W-SQT" Square Tapered 2 3/8"
"W-DT" Diameter Tapered 2 3/8"
"W-SR" Safari 2 3/8"

Black/Black
White/Grey
Silver/Orange
Mirror Finish/Grey

"MC" Caster Option:
Available on all Metal Legs ONLY, with exception of the Balloon leg and Metal Bases.

MODEL NUMBER

PRODUCT

WIDTH DEPTH HEIGHT

PRICE

DESCRIPTION



*Shown Above:
TB-R36-SQ-M-D



*Round Table Shape

TB-R36-SQ-W-SQ
TB-R36-SQ-W-SQR
TB-R36-SQ-W-SQT
TB-R36-SQ-W-DT
TB-R36-SQ-W-SR

Round Table, 36" Diameter,
SQUARE Edge;
with WOOD Leg Option:
Square
Square Radius
Square Tapered
Diameter Tapered
Safari

36" 36" 29"

\$ 1,680
\$ 1,680
\$ 1,920
\$ 2,122
\$ 2,130

TB-R36-SQ-M-SQ
TB-R36-SQ-M-SS
TB-R36-SQ-M-D
TB-R36-SQ-M-DS
TB-R36-SQ-M-BO
TB-R36-SQ-MC-SQ
TB-R36-SQ-MC-SS
TB-R36-SQ-MC-D
TB-R36-SQ-MC-DS

with METAL Leg Option:
Square
Square & Stem
Diameter
Diameter & Stem
Balloon
Square with Casters
Square & Stem with Casters
Diameter with Casters
Diameter & Stem with Casters

36" 36" 29"

\$ 1,578
\$ 2,246
\$ 1,578
\$ 2,246
\$ 1,741
\$ 1,929
\$ 2,588
\$ 1,929
\$ 2,588

Each Table Top is constructed using a 1 1/8" thick top with a Plastic Laminate top surface.

All Metal legs are coated electrostatically with an epoxy powder coat paint.

NOTES:


- * Table heights of 25" (children), 27" (youth), and 32" (wheelchair) are available by request.
- * Color of Metal Paint must be specified at the time of order.
- * Caster Leg options are recommended for Reading/Multipurpose Tables options and not meant to be used for stationary computer workstations.
- * For all tables with casters legs, only 2 legs will have casters, and the other legs will have levelers. This will create a "wheelbarrow" style of table which will ensure ease of mobility.
- * Color of the Caster Option must be specified at the time of order.

Edge Option:



"SQ"
1/4" Square Edge

Metal Leg Options:



"M-SQ" Square 2"
"M-SS" Square Stem 2"
"M-D" Diameter 2"
"M-DS" Diameter Stem 2"
"M-BO" Balloon 2 1/2"

Wood Leg Options:



"W-SQ" Square 2 3/8"
"W-SQR" Square Radius 2 3/8"
"W-SQT" Square Tapered 2 3/8"
"W-DT" Diameter Tapered 2 3/8"
"W-SR" Safari 2 3/8"




Black/Black White/Grey Silver/Orange Mirror Finish/Grey

"MC" Caster Option:
Available on all Metal Legs ONLY, with exception of the Balloon leg and Metal Bases.



*Shown Above:
TB-R36-DSQ-M-D



*Round Table Shape

MODEL NUMBER	PRODUCT	WIDTH	DEPTH	HEIGHT
	Round Table, 36" Diameter, DROPPED SQUARE Edge;	36"	36"	29"
	with WOOD Leg Option:	36"	36"	29"
TB-R36-DSQ-W-SQ	Square			
TB-R36-DSQ-W-SQR	Square Radius			
TB-R36-DSQ-W-SQT	Square Tapered			
TB-R36-DSQ-W-DT	Diameter Tapered			
TB-R36-DSQ-W-SR	Safari			
	with METAL Leg Option:	36"	36"	29"
TB-R36-DSQ-M-SQ	Square			
TB-R36-DSQ-M-SS	Square & Stem			
TB-R36-DSQ-M-D	Diameter			
TB-R36-DSQ-M-DS	Diameter & Stem			
TB-R36-DSQ-M-BO	Balloon			
TB-R36-DSQ-MC-SQ	Square with Casters			
TB-R36-DSQ-MC-SS	Square & Stem with Casters			
TB-R36-DSQ-MC-D	Diameter with Casters			
TB-R36-DSQ-MC-DS	Diameter & Stem with Casters			

PRICE DESCRIPTION

Each Table Top is constructed using a 1 1/8" thick top with a Plastic Laminate top surface.

All Metal legs are coated electrostatically with an epoxy powder coat paint.

NOTES:

- * Table heights of 25" (children), 27" (youth), and 32" (wheelchair) are available by request.
- * Color of Metal Paint must be specified at the time of order.
- * Caster Leg options are recommended for Reading/Multipurpose Tables options and not meant to be used for stationary computer workstations.
- * For all tables with casters legs, only 2 legs will have casters, and the other legs will have levelers. This will create a "wheelbarrow" style of table which will ensure ease of mobility.
- * Color of the Caster Option must be specified at the time of order.

\$ 1,748
\$ 1,748
\$ 1,983
\$ 2,184
\$ 2,193


\$ 1,648
\$ 2,309
\$ 1,648
\$ 2,309
\$ 1,804
\$ 1,998
\$ 2,659
\$ 1,998
\$ 2,659

Edge Option:




"DSQ"
3/4" Dropped Square Edge

Metal Leg Options:



Wood Leg Options:



"MC" Caster Option:
Available on all Metal Legs ONLY, with exception of the Balloon leg and Metal Bases.

MODEL NUMBER

PRODUCT


WIDTH DEPTH HEIGHT

PRICE

DESCRIPTION



*Shown Above:
TB-R36-DBN-M-D



*Round Table Shape

- TB-R36-DBN-W-SQ
- TB-R36-DBN-W-SQR
- TB-R36-DBN-W-SQT
- TB-R36-DBN-W-DT
- TB-R36-DBN-W-SR

Round Table, 36" Diameter,
DROPPED BULLNOSE Edge;
with WOOD Leg Option:
Square
Square Radius
Square Tapered
Diameter Tapered
Safari

36" 36" 29"

- \$ 1,765
- \$ 1,765
- \$ 1,998
- \$ 2,200
- \$ 2,215

- TB-R36-DBN-M-SQ
- TB-R36-DBN-M-SS
- TB-R36-DBN-M-D
- TB-R36-DBN-M-DS
- TB-R36-DBN-M-BO
- TB-R36-DBN-MC-SQ
- TB-R36-DBN-MC-SS
- TB-R36-DBN-MC-D
- TB-R36-DBN-MC-DS

with METAL Leg Option:
Square
Square & Stem
Diameter
Diameter & Stem
Balloon
Square with Casters
Square & Stem with Casters
Diameter with Casters
Diameter & Stem with Casters

36" 36" 29"

- \$ 1,664
- \$ 2,324
- \$ 1,664
- \$ 2,324
- \$ 1,827
- \$ 2,022
- \$ 2,675
- \$ 2,022
- \$ 2,675

Each Table Top is constructed using a 1 1/8" thick top with a Plastic Laminate top surface.

All Metal legs are coated electrostatically with an epoxy powder coat paint.

NOTES:

- * Table heights of 25" (children), 27" (youth), and 32" (wheelchair) are available by request.
- * Color of Metal Paint must be specified at the time of order.
- * Caster Leg options are recommended for Reading/Multipurpose Tables options and not meant to be used for stationary computer workstations.
- * For all tables with casters legs, only 2 legs will have casters, and the other legs will have levelers. This will create a "wheelbarrow" style of table which will ensure ease of mobility.
- * Color of the Caster Option must be specified at the time of order.


Edge Option:



"DBN"


3/4" Dropped Bullnoses Edge

Metal Leg Options:



- "M-SQ" Square 2"
- "M-SS" Square Stem 2"
- "M-D" Diameter 2"
- "M-DS" Diameter Stem 2"
- "M-BO" Balloon 2 1/2"

Wood Leg Options:



- "W-SQ" Square 2 3/8"
- "W-SQR" Square Radius 2 3/8"
- "W-SQT" Square Tapered 2 3/8"
- "W-DT" Diameter Tapered 2 3/8"
- "W-SR" Safari 2 3/8"




- Black/Black
- White/Grey
- Silver/Orange
- Mirror Finish/Grey

"MC" Caster Option:
Available on all Metal Legs ONLY, with exception of the Balloon leg and Metal Bases.

MODEL NUMBER	PRODUCT	WIDTH	DEPTH	HEIGHT
	Round Table, 36" Diameter, DROPPED CHAMFERED Edge;	36"	36"	29"
	with WOOD Leg Option:	36"	36"	29"
TB-R36-DCH-W-SQ	Square			
TB-R36-DCH-W-SQR	Square Radius			
TB-R36-DCH-W-SQT	Square Tapered			
TB-R36-DCH-W-DT	Diameter Tapered			
TB-R36-DCH-W-SR	Safari			
	with METAL Leg Option:	36"	36"	29"
TB-R36-DCH-M-SQ	Square			
TB-R36-DCH-M-SS	Square & Stem			
TB-R36-DCH-M-D	Diameter			
TB-R36-DCH-M-DS	Diameter & Stem			
TB-R36-DCH-M-BO	Balloon			
TB-R36-DCH-MC-SQ	Square with Casters			
TB-R36-DCH-MC-SS	Square & Stem with Casters			
TB-R36-DCH-MC-D	Diameter with Casters			
TB-R36-DCH-MC-DS	Diameter & Stem with Casters			



*Shown Above:
TB-R36-DCH-M-D



*Round Table Shape


PRICE	DESCRIPTION
	Each Table Top is constructed using a 1 1/8" thick top with a Plastic Laminate top surface.
	All Metal legs are coated electrostatically with an epoxy powder coat paint.
	NOTES:
\$ 1,765	* Table heights of 25" (children), 27" (youth), and 32" (wheelchair) are available by request.
\$ 1,765	* Color of Metal Paint must be specified at the time of order.
\$ 1,998	* Caster Leg options are recommended for Reading/Multipurpose Tables options and not meant to be used for stationary computer workstations.
\$ 2,200	* For all tables with casters legs, only 2 legs will have casters, and the other legs will have levelers. This will create a "wheelbarrow" style of table which will ensure ease of mobility.
\$ 2,215	* Color of the Caster Option must be specified at the time of order.
\$ 1,664	
\$ 2,324	
\$ 1,664	
\$ 2,324	
\$ 1,827	
\$ 2,022	
\$ 2,675	
\$ 2,022	
\$ 2,675	

Edge Option:



"DCH"
5/8" Dropped Chamfered Edge

Metal Leg Options:



"M-SQ" Square 2"
"M-SS" Square Stem 2"
"M-D" Diameter 2"
"M-DS" Diameter Stem 2"
"M-BO" Balloon 2 1/2"


Wood Leg Options:




"W-SQ" Square 2 3/8"
"W-SQR" Square Radius 2 3/8"
"W-SQT" Square Tapered 2 3/8"
"W-DT" Diameter Tapered 2 3/8"
"W-SR" Safari 2 3/8"



"MC" Caster Option:
Available on all Metal Legs ONLY, with exception of the Balloon leg and Metal Bases.

MODEL NUMBER	PRODUCT	WIDTH	DEPTH	HEIGHT	PRICE	DESCRIPTION
	Round Table, 36" Diameter,	36"	36"	29"		Each Table Top is constructed using a 1 1/8" thick top with a Plastic Laminate top surface.
	ALUMINUM Edge;					All Metal legs are coated electrostatically with an epoxy powder coat paint.
	with WOOD Leg Option:	36"	36"	29"		NOTES:
TB-R36-AL-W-SQ	Square				\$ 1,624	* Table heights of 25" (children), 27" (youth), and 32" (wheelchair) are available by request.
TB-R36-AL-W-SQR	Square Radius				\$ 1,624	* Color of Metal Paint must be specified at the time of order.
TB-R36-AL-W-SQT	Square Tapered				\$ 1,865	* Caster Leg options are recommended for Reading/Multipurpose Tables options and not meant to be used for stationary computer workstations.
TB-R36-AL-W-DT	Diameter Tapered				\$ 2,069	* For all tables with casters legs, only 2 legs will have casters, and the other legs will have levelers. This will create a "wheelbarrow" style of table which will ensure ease of mobility.
TB-R36-AL-W-SR	Safari				\$ 2,076	* Color of the Caster Option must be specified at the time of order.
	with METAL Leg Option:	36"	36"	29"		
TB-R36-AL-M-SQ	Square				\$ 1,531	
TB-R36-AL-M-SS	Square & Stem				\$ 2,184	
TB-R36-AL-M-D	Diameter				\$ 1,531	
TB-R36-AL-M-DS	Diameter & Stem				\$ 2,184	
TB-R36-AL-M-BO	Balloon				\$ 1,687	
TB-R36-AL-MC-SQ	Square with Casters				\$ 1,873	
TB-R36-AL-MC-SS	Square & Stem with Casters				\$ 2,542	
TB-R36-AL-MC-D	Diameter with Casters				\$ 1,873	
TB-R36-AL-MC-DS	Diameter & Stem with Casters				\$ 2,542	
TB-R36-AL-FP1	Flat Pedestal 19" H	36"	36"	19"	\$ 2,091	
TB-R36-AL-FP2	Flat Pedestal 29" H	36"	36"	29"	\$ 2,091	
TB-R36-AL-FP3	Flat Pedestal 42" H	36"	36"	42"	\$ 2,387	
TB-R36-AL-TP1	Trumpet 19" H	36"	36"	19"	\$ 1,656	
TB-R36-AL-TP2	Trumpet 29" H	36"	36"	29"	\$ 1,656	
TB-R36-AL-TP3	Trumpet 42" H	36"	36"	42"	\$ 2,231	

*Shown Above:
TB-R36-AL-M-D



*Round Table Shape

Edge Option:



"AL"

2 mm Aluminum Edge

Metal Leg Options:



"M-SQ"
Square
2"

"M-SS"
Square
Stem 2"

"M-D"
Diameter
2"


"M-DS"
Diameter
Stem 2"

"M-BO"
Balloon
2 1/2"

"FP"
Flat Pedestal
Base

"TP"
Trumpet
Base

Wood Leg Options:



"W-SQ"
Square
2 3/8"

"W-SQR"
Square
Radius
2 3/8"

"W-SQT"
Square
Tapered
2 3/8"

"W-DT"
Diameter
Tapered
2 3/8"

"W-SR"
Safari
2 3/8"



Black/
Black














White/
Grey

Silver/
Orange

Mirror Finish/
Grey

"MC" Caster Option:

Available on all Metal Legs ONLY, with exception of the Balloon leg and Metal Bases.

MODEL NUMBER	PRODUCT	WIDTH	DEPTH	HEIGHT	PRICE	DESCRIPTION	
 *Shown Above: TB-R42-AC-M-D	Round Table, 42" Diameter,	42"	42"	29"		Each Table Top is constructed using a 1" thick top with a Plastic Laminate top surface.	
	ACRYLIC Edge;					All Metal legs are coated electrostatically with an epoxy powder coat paint.	
	with WOOD Leg Option:	42"	42"	29"		NOTES:	
	TB-R42-AC-W-SQ TB-R42-AC-W-SQR TB-R42-AC-W-SQT	Square Square Radius Square Tapered				\$ 1,610 \$ 1,610 \$ 1,851	* Table heights of 25" (children), 27" (youth), and 32" (wheelchair) are available by request. * Color of Metal Paint must be specified at the time of order.
	TB-R42-AC-W-DT TB-R42-AC-W-SR	Diameter Tapered Safari				\$ 2,045 \$ 2,072	* Caster Leg options are recommended for Reading/Multipurpose Tables options and not meant to be used for stationary computer workstations. * For all tables with casters legs, only 2 legs will have casters, and the other legs will have levelers. This will create a "wheelbarrow" style of table which will ensure ease of mobility. * Color of the Caster Option must be specified at the time of order.
 *Round Table Shape	with METAL Leg Option:	42"	42"	29"			
	TB-R42-AC-M-SQ TB-R42-AC-M-SS TB-R42-AC-M-D TB-R42-AC-M-DS TB-R42-AC-M-BO TB-R42-AC-MC-SQ TB-R42-AC-MC-SS TB-R42-AC-MC-D TB-R42-AC-MC-DS	Square Square & Stem Diameter Diameter & Stem Balloon Square with Casters Square & Stem with Casters Diameter with Casters Diameter & Stem with Casters				\$ 1,508 \$ 2,169 \$ 1,508 \$ 2,169 \$ 1,671 \$ 1,865 \$ 2,519 \$ 1,865 \$ 2,519	
	TB-R42-AC-FP1 TB-R42-AC-FP2 TB-R42-AC-FP3 TB-R42-AC-TP1 TB-R42-AC-TP2 TB-R42-AC-TP3	Flat Pedestal 19" H Flat Pedestal 29" H Flat Pedestal 42" H Trumpet 19" H Trumpet 29" H Trumpet 42" H	42" 42" 42" 42" 42" 42"	42" 42" 42" 42" 42" 42"	19" 29" 42" 19" 29" 42"	\$ 2,363 \$ 2,363 \$ 2,487 \$ 1,935 \$ 1,935 \$ 2,215	
	EO-R42-AC-P EO-R42-AC-S	Pedestal Base Boxy Frame	42" 42"	42" 42"	29" 29"	\$ 2,091 \$ 1,695	
	Edge Option:						 "AC" 2 mm Acrylic Edge
	Metal Leg Options:						 "FP" Flat Pedestal Base
							 "TP" Trumpet Base
							 "P" Pedestal Base
							 "S" Boxy Frame Base
	Wood Leg Options:						 "W-SQ" Square 2 3/8"
						 "W-SQR" Square Radius 2 3/8"	
						 "W-SQT" Square Tapered 2 3/8"	
						 "W-DT" Diameter Tapered 2 3/8"	
						 "W-SR" Safari 2 3/8"	
						 Black/Black White/Grey Silver/Orange Mirror Finish/Grey	
						"MC" Caster Option: Available on all Metal Legs ONLY, with exception of the Balloon leg and Metal Bases.	

MODEL NUMBER

PRODUCT

WIDTH DEPTH HEIGHT

PRICE

DESCRIPTION



*Shown Above:
TB-R42-SQ-M-D



*Round Table Shape

TB-R42-SQ-W-SQ
TB-R42-SQ-W-SQR
TB-R42-SQ-W-SQT
TB-R42-SQ-W-DT
TB-R42-SQ-W-SR

Round Table, 42" Diameter,
SQUARE Edge;
with WOOD Leg Option:
Square
Square Radius
Square Tapered
Diameter Tapered
Safari

42" 42" 29"

\$ 1,772
\$ 1,772
\$ 2,014
\$ 2,215
\$ 2,224

TB-R42-SQ-M-SQ
TB-R42-SQ-M-SS
TB-R42-SQ-M-D
TB-R42-SQ-M-DS
TB-R42-SQ-M-BO
TB-R42-SQ-MC-SQ
TB-R42-SQ-MC-SS
TB-R42-SQ-MC-D
TB-R42-SQ-MC-DS

with METAL Leg Option:
Square
Square & Stem
Diameter
Diameter & Stem
Balloon
Square with Casters
Square & Stem with Casters
Diameter with Casters
Diameter & Stem with Casters

42" 42" 29"

\$ 1,680
\$ 2,339
\$ 1,680
\$ 2,339
\$ 1,834
\$ 2,022
\$ 2,690
\$ 2,022
\$ 2,690

Each Table Top is constructed using a 1 1/8" thick top with a Plastic Laminate top surface.

All Metal legs are coated electrostatically with an epoxy powder coat paint.

NOTES:


- * Table heights of 25" (children), 27" (youth), and 32" (wheelchair) are available by request.
- * Color of Metal Paint must be specified at the time of order.
- * Caster Leg options are recommended for Reading/Multipurpose Tables options and not meant to be used for stationary computer workstations.
- * For all tables with casters legs, only 2 legs will have casters, and the other legs will have levelers. This will create a "wheelbarrow" style of table which will ensure ease of mobility.
- * Color of the Caster Option must be specified at the time of order.

Edge Option:




"SQ"
1/4" Square Edge

Metal Leg Options:



"M-SQ" Square 2"
"M-SS" Square Stem 2"
"M-D" Diameter 2"
"M-DS" Diameter Stem 2"
"M-BO" Balloon 2 1/2"

Wood Leg Options:




"W-SQ" Square 2 3/8"
"W-SQR" Square Radius 2 3/8"
"W-SQT" Square Tapered 2 3/8"
"W-DT" Diameter Tapered 2 3/8"
"W-SR" Safari 2 3/8"



"MC" Caster Option:
Available on all Metal Legs ONLY, with exception of the Balloon leg and Metal Bases.



*Shown Above:
TB-R42-DSO-M-D



*Round Table Shape

MODEL NUMBER	PRODUCT	WIDTH	DEPTH	HEIGHT
	Round Table, 42" Diameter, DROPPED SQUARE Edge;	42"	42"	29"
	with WOOD Leg Option:	42"	42"	29"
TB-R42-DSO-W-SQ	Square			
TB-R42-DSO-W-SQR	Square Radius			
TB-R42-DSO-W-SQT	Square Tapered			
TB-R42-DSO-W-DT	Diameter Tapered			
TB-R42-DSO-W-SR	Safari			
	with METAL Leg Option:	42"	42"	29"
TB-R42-DSO-M-SQ	Square			
TB-R42-DSO-M-SS	Square & Stem			
TB-R42-DSO-M-D	Diameter			
TB-R42-DSO-M-DS	Diameter & Stem			
TB-R42-DSO-M-BO	Balloon			
TB-R42-DSO-MC-SQ	Square with Casters			
TB-R42-DSO-MC-SS	Square & Stem with Casters			
TB-R42-DSO-MC-D	Diameter with Casters			
TB-R42-DSO-MC-DS	Diameter & Stem with Casters			

PRICE DESCRIPTION

Each Table Top is constructed using a 1 1/8" thick top with a Plastic Laminate top surface.

All Metal legs are coated electrostatically with an epoxy powder coat paint.

NOTES:

- * Table heights of 25" (children), 27" (youth), and 32" (wheelchair) are available by request.
- * Color of Metal Paint must be specified at the time of order.
- * Caster Leg options are recommended for Reading/Multipurpose Tables options and not meant to be used for stationary computer workstations.
- * For all tables with casters legs, only 2 legs will have casters, and the other legs will have levelers. This will create a "wheelbarrow" style of table which will ensure ease of mobility.
- * Color of the Caster Option must be specified at the time of order.


\$ 1,851
\$ 1,851
\$ 2,091
\$ 2,293
\$ 2,301

\$ 1,748
\$ 2,417
\$ 1,748
\$ 2,417
\$ 1,912
\$ 2,107
\$ 2,760
\$ 2,107
\$ 2,760


Edge Option:



Metal Leg Options:




Wood Leg Options:



"MC" Caster Option:
Available on all Metal Legs ONLY, with exception of the Balloon leg and Metal Bases.

MODEL NUMBER	PRODUCT	WIDTH	DEPTH	HEIGHT	
 <p>*Shown Above: TB-R42-DBN-M-D</p>	Round Table, 42" Diameter,	42"	42"	29"	
	DROPPED BULLNOSE Edge;				
	with WOOD Leg Option:	42"	42"	29"	
	TB-R42-DBN-W-SQ TB-R42-DBN-W-SQR TB-R42-DBN-W-SQT TB-R42-DBN-W-DT TB-R42-DBN-W-SR	Square Square Radius Square Tapered Diameter Tapered Safari			
	with METAL Leg Option:	42"	42"	29"	
TB-R42-DBN-M-SQ TB-R42-DBN-M-SS TB-R42-DBN-M-D TB-R42-DBN-M-DS TB-R42-DBN-M-BO TB-R42-DBN-MC-SQ TB-R42-DBN-MC-SS TB-R42-DBN-MC-D TB-R42-DBN-MC-DS	Square Square & Stem Diameter Diameter & Stem Balloon Square with Casters Square & Stem with Casters Diameter with Casters Diameter & Stem with Casters				



*Round Table Shape

PRICE	DESCRIPTION
	Each Table Top is constructed using a 1 1/8" thick top with a Plastic Laminate top surface.
	All Metal legs are coated electrostatically with an epoxy powder coat paint.
	NOTES: * Table heights of 25" (children), 27" (youth), and 32" (wheelchair) are available by request. * Color of Metal Paint must be specified at the time of order. * Caster Leg options are recommended for Reading/Multipurpose Tables options and not meant to be used for stationary computer workstations. * For all tables with casters legs, only 2 legs will have casters, and the other legs will have levelers. This will create a "wheelbarrow" style of table which will ensure ease of mobility. * Color of the Caster Option must be specified at the time of order.
\$ 1,873	
\$ 1,873	
\$ 2,107	
\$ 2,309	
\$ 2,317	
\$ 1,772	
\$ 2,433	
\$ 1,772	
\$ 2,433	
\$ 1,929	
\$ 2,122	
\$ 2,783	
\$ 2,122	
\$ 2,783	


Edge Option:



"DBN"

3/4" Dropped Bullnoses Edge

Metal Leg Options:



"M-SQ" Square 2"
"M-SS" Square Stem 2"
"M-D" Diameter 2"
"M-DS" Diameter Stem 2"
"M-BO" Balloon 2 1/2"

Wood Leg Options:




"W-SQ" Square 2 3/8"
"W-SQR" Square Radius 2 3/8"
"W-SQT" Square Tapered 2 3/8"
"W-DT" Diameter Tapered 2 3/8"
"W-SR" Safari 2 3/8"



Black/Black
White/Grey
Silver/Orange
Mirror Finish/Grey

"MC" Caster Option:
Available on all Metal Legs ONLY, with exception of the Balloon leg and Metal Bases.

MODEL NUMBER	PRODUCT	WIDTH	DEPTH	HEIGHT	
 <p>*Shown Above: TB-R42-DCH-M-D</p>	Round Table, 42" Diameter,	42"	42"	29"	
	DROPPED CHAMFERED Edge;				
	with WOOD Leg Option:	42"	42"	29"	
	TB-R42-DCH-W-SQ TB-R42-DCH-W-SQR TB-R42-DCH-W-SQT TB-R42-DCH-W-DT TB-R42-DCH-W-SR	Square Square Radius Square Tapered Diameter Tapered Safari			
	with METAL Leg Option:	42"	42"	29"	
TB-R42-DCH-M-SQ TB-R42-DCH-M-SS TB-R42-DCH-M-D TB-R42-DCH-M-DS TB-R42-DCH-M-BO TB-R42-DCH-MC-SQ TB-R42-DCH-MC-SS TB-R42-DCH-MC-D TB-R42-DCH-MC-DS	Square Square & Stem Diameter Diameter & Stem Balloon Square with Casters Square & Stem with Casters Diameter with Casters Diameter & Stem with Casters				



*Round Table Shape

PRICE	DESCRIPTION
	Each Table Top is constructed using a 1 1/8" thick top with a Plastic Laminate top surface.
	All Metal legs are coated electrostatically with an epoxy powder coat paint.
	NOTES: * Table heights of 25" (children), 27" (youth), and 32" (wheelchair) are available by request. * Color of Metal Paint must be specified at the time of order. * Caster Leg options are recommended for Reading/Multipurpose Tables options and not meant to be used for stationary computer workstations. * For all tables with casters legs, only 2 legs will have casters, and the other legs will have levelers. This will create a "wheelbarrow" style of table which will ensure ease of mobility. * Color of the Caster Option must be specified at the time of order.
\$ 1,873	
\$ 1,873	
\$ 2,107	
\$ 2,309	
\$ 2,317	
\$ 1,772	
\$ 2,433	
\$ 1,772	
\$ 2,433	
\$ 1,929	
\$ 2,122	
\$ 2,783	
\$ 2,122	
\$ 2,783	


Edge Option:



"DCH"

5/8" Dropped Chamfered Edge

Metal Leg Options:



"M-SQ" Square 2"
"M-SS" Square Stem 2"
"M-D" Diameter 2"
"M-DS" Diameter Stem 2"
"M-BO" Balloon 2 1/2"

Wood Leg Options:



"W-SQ" Square 2 3/8"
"W-SQR" Square Radius 2 3/8"
"W-SQT" Square Tapered 2 3/8"
"W-DT" Diameter Tapered 2 3/8"
"W-SR" Safari 2 3/8"




Black/Black
White/Grey
Silver/Orange
Mirror Finish/Grey

"MC" Caster Option:
Available on all Metal Legs ONLY, with exception of the Balloon leg and Metal Bases.



*Shown Above:
TB-R42-AL-M-D



*Round Table Shape

MODEL NUMBER	PRODUCT	WIDTH	DEPTH	HEIGHT	PRICE
	Round Table, 42" Diameter, ALUMINUM Edge;	42"	42"	29"	
	with WOOD Leg Option:	42"	42"	29"	
TB-R42-AL-W-SO	Square				\$ 1,710
TB-R42-AL-W-SQR	Square Radius				\$ 1,710
TB-R42-AL-W-SQT	Square Tapered				\$ 1,952
TB-R42-AL-W-DT	Diameter Tapered				\$ 2,146
TB-R42-AL-W-SR	Safari				\$ 2,162
	with METAL Leg Option:	42"	42"	29"	
TB-R42-AL-M-SO	Square				\$ 1,610
TB-R42-AL-M-SS	Square & Stem				\$ 2,270
TB-R42-AL-M-D	Diameter				\$ 1,610
TB-R42-AL-M-DS	Diameter & Stem				\$ 2,270
TB-R42-AL-M-BO	Balloon				\$ 1,772
TB-R42-AL-MC-SQ	Square with Casters				\$ 1,958
TB-R42-AL-MC-SS	Square & Stem with Casters				\$ 2,619
TB-R42-AL-MC-D	Diameter with Casters				\$ 1,958
TB-R42-AL-MC-DS	Diameter & Stem with Casters				\$ 2,619
TB-R42-AL-FP1	Flat Pedestal 19" H	42"	42"	19"	\$ 2,463
TB-R42-AL-FP2	Flat Pedestal 29" H	42"	42"	29"	\$ 2,463
TB-R42-AL-FP3	Flat Pedestal 42" H	42"	42"	42"	\$ 2,588
TB-R42-AL-TP1	Trumpet 19" H	42"	42"	19"	\$ 2,037
TB-R42-AL-TP2	Trumpet 29" H	42"	42"	29"	\$ 2,037
TB-R42-AL-TP3	Trumpet 42" H	42"	42"	42"	\$ 2,317

DESCRIPTION

Each Table Top is constructed using a 1 1/8" thick top with a Plastic Laminate top surface.

All Metal legs are coated electrostatically with an epoxy powder coat paint.

NOTES:

* Table heights of 25" (children), 27" (youth), and 32" (wheelchair) are available by request.


* Color of Metal Paint must be specified at the time of order.

* Caster Leg options are recommended for Reading/Multipurpose Tables options and not meant to be used for stationary computer workstations.

* For all tables with casters legs, only 2 legs will have casters, and the other legs will have levelers. This will create a "wheelbarrow" style of table which will ensure ease of mobility.

* Color of the Caster Option must be specified at the time of order.


Edge Option:




"AL"

2 mm Aluminum Edge

Metal Leg Options:





Wood Leg Options:



"MC" Caster Option:

Available on all Metal Legs ONLY, with exception of the Balloon leg and Metal Bases.

MODEL NUMBER	PRODUCT	WIDTH	DEPTH	HEIGHT	PRICE	
 *Shown Above: TB-R48-AC-M-D	Round Table, 48" Diameter,	48"	48"	29"		
	ACRYLIC Edge;					
	with WOOD Leg Option:	48"	48"	29"		
	TB-R48-AC-W-SQ TB-R48-AC-W-SQR TB-R48-AC-W-SQT	Square Square Radius Square Tapered				\$ 1,695 \$ 1,695 \$ 1,929
	TB-R48-AC-W-DT TB-R48-AC-W-SR	Diameter Tapered Safari				\$ 2,130 \$ 2,146
 *Round Table Shape	with METAL Leg Option:	48"	48"	29"		
	TB-R48-AC-M-SQ TB-R48-AC-M-SS TB-R48-AC-M-D TB-R48-AC-M-DS TB-R48-AC-M-BO TB-R48-AC-MC-SQ TB-R48-AC-MC-SS TB-R48-AC-MC-D TB-R48-AC-MC-DS	Square Square & Stem Diameter Diameter & Stem Balloon Square with Casters Square & Stem with Casters Diameter with Casters Diameter & Stem with Casters				\$ 1,593 \$ 2,293 \$ 1,593 \$ 2,254 \$ 1,748 \$ 1,952 \$ 2,605 \$ 1,952 \$ 2,605
	TB-R48-AC-FP1 TB-R48-AC-FP2 TB-R48-AC-FP3 TB-R48-AC-TP1 TB-R48-AC-TP2 TB-R48-AC-TP3	Flat Pedestal 19" H Flat Pedestal 29" H Flat Pedestal 42" H Trumpet 19" H Trumpet 29" H Trumpet 42" H	48" 48" 48" 48" 48" 48"	48" 48" 48" 48" 48" 48"	19" 29" 42" 19" 29" 42"	\$ 2,953 \$ 2,953 \$ 3,070 \$ 2,022 \$ 2,022 \$ 2,293
	EO-R48-AC-P EO-R48-AC-S	Pedestal Base Boxy Frame	48" 48"	48" 48"	29" 29"	\$ 2,394 \$ 1,804

DESCRIPTION


Each Table Top is constructed using a 1" thick top with a Plastic Laminate top surface.

All Metal legs are coated electrostatically with an epoxy powder coat paint.


NOTES:

- * Table heights of 25" (children), 27" (youth), and 32" (wheelchair) are available by request.
- * Color of Metal Paint must be specified at the time of order.
- * Caster Leg options are recommended for Reading/Multipurpose Tables options and not meant to be used for stationary computer workstations.
- * For all tables with casters legs, only 2 legs will have casters, and the other legs will have levelers. This will create a "wheelbarrow" style of table which will ensure ease of mobility.
- * Color of the Caster Option must be specified at the time of order.

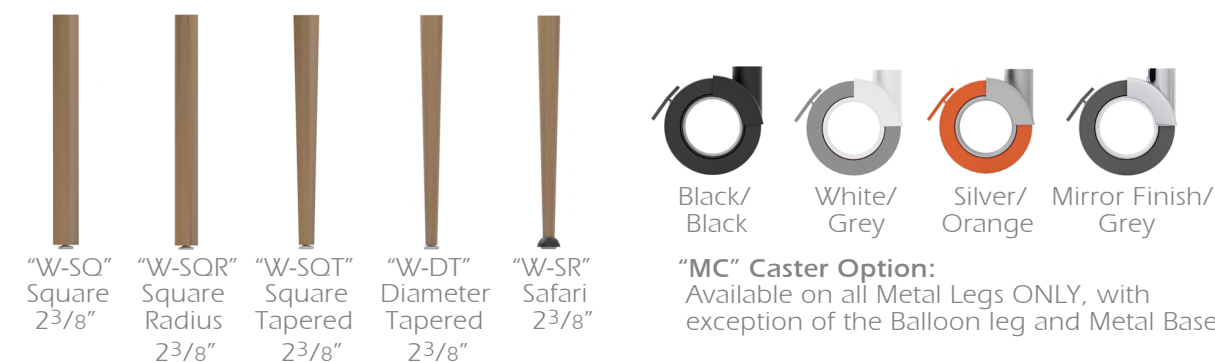
Edge Option:



Metal Leg Options:



Wood Leg Options:



MODEL NUMBER

PRODUCT

WIDTH DEPTH HEIGHT

PRICE

DESCRIPTION



*Shown Above:
TB-R48-SQ-M-D



*Round Table Shape

- TB-R48-SQ-W-SQ
- TB-R48-SQ-W-SQR
- TB-R48-SQ-W-SQT
- TB-R48-SQ-W-DT
- TB-R48-SQ-W-SR

Round Table, 48" Diameter,
SQUARE Edge;
with WOOD Leg Option:
Square
Square Radius
Square Tapered
Diameter Tapered
Safari

48" 48" 29"

- \$ 1,881
- \$ 1,881
- \$ 2,122
- \$ 2,317
- \$ 2,332

- TB-R48-SQ-M-SQ
- TB-R48-SQ-M-SS
- TB-R48-SQ-M-D
- TB-R48-SQ-M-DS
- TB-R48-SQ-M-BO
- TB-R48-SQ-MC-SQ
- TB-R48-SQ-MC-SS
- TB-R48-SQ-MC-D
- TB-R48-SQ-MC-DS

with METAL Leg Option:
Square
Square & Stem
Diameter
Diameter & Stem
Balloon
Square with Casters
Square & Stem with Casters
Diameter with Casters
Diameter & Stem with Casters

48" 48" 29"

- \$ 1,780
- \$ 2,441
- \$ 1,780
- \$ 2,441
- \$ 1,945
- \$ 2,130
- \$ 2,791
- \$ 2,130
- \$ 2,791

Each Table Top is constructed using a 1 1/8" thick top with a Plastic Laminate top surface.

All Metal legs are coated electrostatically with an epoxy powder coat paint.

NOTES:


- * Table heights of 25" (children), 27" (youth), and 32" (wheelchair) are available by request.
- * Color of Metal Paint must be specified at the time of order.
- * Caster Leg options are recommended for Reading/Multipurpose Tables options and not meant to be used for stationary computer workstations.
- * For all tables with casters legs, only 2 legs will have casters, and the other legs will have levelers. This will create a "wheelbarrow" style of table which will ensure ease of mobility.
- * Color of the Caster Option must be specified at the time of order.

Edge Option:



"SQ"
1/4" Square Edge

Metal Leg Options:



"M-SQ" Square 2"
"M-SS" Square Stem 2"
"M-D" Diameter 2"
"M-DS" Diameter Stem 2"
"M-BO" Balloon 2 1/2"

Wood Leg Options:





"W-SQ" Square 2 3/8"
"W-SQR" Square Radius 2 3/8"
"W-SQT" Square Tapered 2 3/8"
"W-DT" Diameter Tapered 2 3/8"
"W-SR" Safari 2 3/8"



Black/Black White/Grey Silver/Orange Mirror Finish/Grey

"MC" Caster Option:
Available on all Metal Legs ONLY, with exception of the Balloon leg and Metal Bases.

MODEL NUMBER	PRODUCT	WIDTH	DEPTH	HEIGHT	
 <p>*Shown Above: TB-R48-DSQ-M-D</p>	Round Table, 48" Diameter,	48"	48"	29"	
	DROPPED SQUARE Edge;				
	with WOOD Leg Option:	48"	48"	29"	
	TB-R48-DSQ-W-SQ TB-R48-DSQ-W-SQR TB-R48-DSQ-W-SQT TB-R48-DSQ-W-DT TB-R48-DSQ-W-SR	Square Square Radius Square Tapered Diameter Tapered Safari			
	with METAL Leg Option:	48"	48"	29"	
TB-R48-DSQ-M-SQ TB-R48-DSQ-M-SS TB-R48-DSQ-M-D TB-R48-DSQ-M-DS TB-R48-DSQ-M-BO TB-R48-DSQ-MC-SQ TB-R48-DSQ-MC-SS TB-R48-DSQ-MC-D TB-R48-DSQ-MC-DS	Square Square & Stem Diameter Diameter & Stem Balloon Square with Casters Square & Stem with Casters Diameter with Casters Diameter & Stem with Casters				




*Round Table Shape

PRICE	DESCRIPTION
	Each Table Top is constructed using a 1 1/8" thick top with a Plastic Laminate top surface.
	All Metal legs are coated electrostatically with an epoxy powder coat paint.
	NOTES:
\$ 1,976	* Table heights of 25" (children), 27" (youth), and 32" (wheelchair) are available by request.
\$ 1,976	* Color of Metal Paint must be specified at the time of order.
\$ 2,215	* Caster Leg options are recommended for Reading/Multipurpose Tables options and not meant to be used for stationary computer workstations.
\$ 2,417	* For all tables with casters legs, only 2 legs will have casters, and the other legs will have levelers. This will create a "wheelbarrow" style of table which will ensure ease of mobility.
\$ 2,425	* Color of the Caster Option must be specified at the time of order.
\$ 1,873	
\$ 2,535	
\$ 1,873	
\$ 2,535	
\$ 2,037	
\$ 2,224	
\$ 2,884	
\$ 2,224	
\$ 2,884	


Edge Option:



Metal Leg Options:



Wood Leg Options:



"MC" Caster Option:
Available on all Metal Legs ONLY, with exception of the Balloon leg and Metal Bases.

MODEL NUMBER

PRODUCT

WIDTH DEPTH HEIGHT

PRICE

DESCRIPTION



*Shown Above:
TB-R48-DBN-M-D



*Round Table Shape

- TB-R48-DBN-W-SQ
- TB-R48-DBN-W-SQR
- TB-R48-DBN-W-SQT
- TB-R48-DBN-W-DT
- TB-R48-DBN-W-SR

Round Table, 48" Diameter,
DROPPED BULLNOSE Edge;
with WOOD Leg Option:
Square
Square Radius
Square Tapered
Diameter Tapered
Safari

48" 48" 29"

- \$ 1,998
- \$ 1,998
- \$ 2,231
- \$ 2,433
- \$ 2,441

- TB-R48-DBN-M-SQ
- TB-R48-DBN-M-SS
- TB-R48-DBN-M-D
- TB-R48-DBN-M-DS
- TB-R48-DBN-M-BO
- TB-R48-DBN-MC-SQ
- TB-R48-DBN-MC-SS
- TB-R48-DBN-MC-D
- TB-R48-DBN-MC-DS

with METAL Leg Option:
Square
Square & Stem
Diameter
Diameter & Stem
Balloon
Square with Casters
Square & Stem with Casters
Diameter with Casters
Diameter & Stem with Casters

48" 48" 29"

- \$ 1,897
- \$ 2,551
- \$ 1,897
- \$ 2,551
- \$ 2,053
- \$ 2,246
- \$ 2,907
- \$ 2,246
- \$ 2,907

Each Table Top is constructed using a 1 1/8" thick top with a Plastic Laminate top surface.

All Metal legs are coated electrostatically with an epoxy powder coat paint.

NOTES:

- * Table heights of 25" (children), 27" (youth), and 32" (wheelchair) are available by request.
- * Color of Metal Paint must be specified at the time of order.
- * Caster Leg options are recommended for Reading/Multipurpose Tables options and not meant to be used for stationary computer workstations.
- * For all tables with casters legs, only 2 legs will have casters, and the other legs will have levelers. This will create a "wheelbarrow" style of table which will ensure ease of mobility.
- * Color of the Caster Option must be specified at the time of order.


Edge Option:



"DBN"

3/4" Dropped Bullnoses Edge

Metal Leg Options:



- "M-SQ" Square 2"
- "M-SS" Square Stem 2"
- "M-D" Diameter 2"
- "M-DS" Diameter Stem 2"
- "M-BO" Balloon 2 1/2"

Wood Leg Options:



- "W-SQ" Square 2 3/8"
- "W-SQR" Square Radius 2 3/8"
- "W-SQT" Square Tapered 2 3/8"
- "W-DT" Diameter Tapered 2 3/8"
- "W-SR" Safari 2 3/8"



- Black/Black
- White/Grey
- Silver/Orange
- Mirror Finish/Grey

"MC" Caster Option:
Available on all Metal Legs ONLY, with exception of the Balloon leg and Metal Bases.

MODEL NUMBER	PRODUCT	WIDTH	DEPTH	HEIGHT	
 <p>*Shown Above: TB-R48-DCH-M-D</p>	Round Table, 48" Diameter,	48"	48"	29"	
	DROPPED CHAMFERED Edge;				
	with WOOD Leg Option:	48"	48"	29"	
	TB-R48-DCH-W-SQ TB-R48-DCH-W-SQR TB-R48-DCH-W-SQT TB-R48-DCH-W-DT TB-R48-DCH-W-SR	Square Square Radius Square Tapered Diameter Tapered Safari			
	with METAL Leg Option:	48"	48"	29"	
 <p>*Round Table Shape</p>	TB-R48-DCH-M-SQ TB-R48-DCH-M-SS TB-R48-DCH-M-D TB-R48-DCH-M-DS TB-R48-DCH-M-BO TB-R48-DCH-MC-SQ TB-R48-DCH-MC-SS TB-R48-DCH-MC-D TB-R48-DCH-MC-DS	Square Square & Stem Diameter Diameter & Stem Balloon Square with Casters Square & Stem with Casters Diameter with Casters Diameter & Stem with Casters			

PRICE	DESCRIPTION
	Each Table Top is constructed using a 1 1/8" thick top with a Plastic Laminate top surface.
	All Metal legs are coated electrostatically with an epoxy powder coat paint.
	NOTES: * Table heights of 25" (children), 27" (youth), and 32" (wheelchair) are available by request. * Color of Metal Paint must be specified at the time of order. * Caster Leg options are recommended for Reading/Multipurpose Tables options and not meant to be used for stationary computer workstations. * For all tables with casters legs, only 2 legs will have casters, and the other legs will have levelers. This will create a "wheelbarrow" style of table which will ensure ease of mobility. * Color of the Caster Option must be specified at the time of order.
\$ 1,998	
\$ 1,998	
\$ 2,231	
\$ 2,433	
\$ 2,441	
\$ 1,897	
\$ 2,551	
\$ 1,897	
\$ 2,551	
\$ 2,053	
\$ 2,246	
\$ 2,907	
\$ 2,246	
\$ 2,907	


Edge Option:




"DCH"

5/8" Dropped Chamfered Edge



Metal Leg Options:



Wood Leg Options:



"MC" Caster Option:
Available on all Metal Legs ONLY, with exception of the Balloon leg and Metal Bases.

MODEL NUMBER	PRODUCT	WIDTH	DEPTH	HEIGHT	PRICE
 <p>*Shown Above: TB-R48-AL-M-D</p>	Round Table, 48" Diameter, ALUMINUM Edge;	48"	48"	29"	
	with WOOD Leg Option:	48"	48"	29"	
	TB-R48-AL-W-SQ Square				\$ 1,804
	TB-R48-AL-W-SQR Square Radius				\$ 1,804
	TB-R48-AL-W-SQT Square Tapered				\$ 2,045
TB-R48-AL-W-DT Diameter Tapered				\$ 2,246	
TB-R48-AL-W-SR Safari				\$ 2,254	
 <p>*Round Table Shape</p>	with METAL Leg Option:	48"	48"	29"	
	TB-R48-AL-M-SQ Square				\$ 1,703
	TB-R48-AL-M-SS Square & Stem				\$ 2,363
	TB-R48-AL-M-D Diameter				\$ 1,703
	TB-R48-AL-M-DS Diameter & Stem				\$ 2,363
	TB-R48-AL-M-BO Balloon				\$ 1,865
	TB-R48-AL-MC-SQ Square with Casters				\$ 2,060
	TB-R48-AL-MC-SS Square & Stem with Casters				\$ 2,712
	TB-R48-AL-MC-D Diameter with Casters				\$ 2,060
	TB-R48-AL-MC-DS Diameter & Stem with Casters				\$ 2,712
TB-R48-AL-FP1 Flat Pedestal 19" H	48"	48"	19"	\$ 3,064	
TB-R48-AL-FP2 Flat Pedestal 29" H	48"	48"	29"	\$ 3,064	
TB-R48-AL-FP3 Flat Pedestal 42" H	48"	48"	42"	\$ 3,180	
TB-R48-AL-TP1 Trumpet 19" H	48"	48"	19"	\$ 2,130	
TB-R48-AL-TP2 Trumpet 29" H	48"	48"	29"	\$ 2,130	
TB-R48-AL-TP3 Trumpet 42" H	48"	48"	42"	\$ 2,410	

DESCRIPTION

Each Table Top is constructed using a 1 1/8" thick top with a Plastic Laminate top surface.

All Metal legs are coated electrostatically with an epoxy powder coat paint.

NOTES:

* Table heights of 25" (children), 27" (youth), and 32" (wheelchair) are available by request.

* Color of Metal Paint must be specified at the time of order.

* Caster Leg options are recommended for Reading/Multipurpose Tables options and not meant to be used for stationary computer workstations.

* For all tables with casters legs, only 2 legs will have casters, and the other legs will have levelers. This will create a "wheelbarrow" style of table which will ensure ease of mobility.

* Color of the Caster Option must be specified at the time of order.


Edge Option:



"AL"

2 mm Aluminum Edge

Metal Leg Options:



"M-SQ"
Square
2"

"M-SS"
Square
Stem 2"

"M-D"
Diameter
2"

"M-DS"
Diameter
Stem 2"

"M-BO"
Balloon
2 1/2"

"FP"
Flat Pedestal
Base

"TP"
Trumpet
Base

Wood Leg Options:



"W-SQ"
Square
2 3/8"

"W-SQR"
Square
Radius
2 3/8"

"W-SQT"
Square
Tapered
2 3/8"

"W-DT"
Diameter
Tapered
2 3/8"

"W-SR"
Safari
2 3/8"



Black/
Black

White/
Grey

Silver/
Orange

Mirror Finish/
Grey

"MC" Caster Option:

Available on all Metal Legs ONLY, with exception of the Balloon leg and Metal Bases.

MODEL NUMBER

PRODUCT

WIDTH DEPTH HEIGHT

PRICE

DESCRIPTION



*Shown Above:
TB-3030-AC-M-D



*Square Table Shape

- TB-3030-AC-W-SQ
- TB-3030-AC-W-SQR
- TB-3030-AC-W-SQT
- TB-3030-AC-W-DT
- TB-3030-AC-W-SR

Square Table, 30" Width,
ACRYLIC Edge;
with WOOD Leg Option:
Square
Square Radius
Square Tapered
Diameter Tapered
Safari

30" 30" 29"

- \$ 1,268
- \$ 1,268
- \$ 1,508
- \$ 1,703
- \$ 1,717

- TB-3030-AC-M-SQ
- TB-3030-AC-M-SS
- TB-3030-AC-M-D
- TB-3030-AC-M-DS
- TB-3030-AC-M-BO
- TB-3030-AC-MC-SQ
- TB-3030-AC-MC-SS
- TB-3030-AC-MC-D
- TB-3030-AC-MC-DS

with METAL Leg Option:
Square
Square & Stem
Diameter
Diameter & Stem
Balloon
Square with Casters
Square & Stem with Casters
Diameter with Casters
Diameter & Stem with Casters

30" 30" 29"

- \$ 1,166
- \$ 1,827
- \$ 1,166
- \$ 1,827
- \$ 1,329
- \$ 1,524
- \$ 2,177
- \$ 1,524
- \$ 2,177


Each Table Top is constructed using a 1" thick top with a Plastic Laminate top surface.

All Metal legs are coated electrostatically with an epoxy powder coat paint.

NOTES:


- * Table heights of 25" (children), 27" (youth), and 32" (wheelchair) are available by request.
- * Color of Metal Paint must be specified at the time of order.
- * Caster Leg options are recommended for Reading/Multipurpose Tables options and not meant to be used for stationary computer workstations.
- * For all tables with casters legs, only 2 legs will have casters, and the other legs will have levelers. This will create a "wheelbarrow" style of table which will ensure ease of mobility.
- * Color of the Caster Option must be specified at the time of order.

Edge Option:




"AC"
2 mm Acrylic Edge

Metal Leg Options:



"M-SQ" Square 2"
"M-SS" Square Stem 2"
"M-D" Diameter 2"
"M-DS" Diameter Stem 2"
"M-BO" Balloon 2 1/2"

Wood Leg Options:



"W-SQ" Square 2 3/8"
"W-SQR" Square Radius 2 3/8"
"W-SQT" Square Tapered 2 3/8"
"W-DT" Diameter Tapered 2 3/8"
"W-SR" Safari 2 3/8"



"MC" Caster Option:
Available on all Metal Legs ONLY, with exception of the Balloon leg and Metal Bases.

MODEL NUMBER

PRODUCT

WIDTH DEPTH HEIGHT

PRICE

DESCRIPTION



*Shown Above:
TB-3030-SQ-M-D



*Square Table Shape

- TB-3030-SQ-W-SQ
- TB-3030-SQ-W-SQR
- TB-3030-SQ-W-SQT
- TB-3030-SQ-W-DT
- TB-3030-SQ-W-SR

Square Table, 30" Width,
SQUARE Edge;
with WOOD Leg Option:
Square
Square Radius
Square Tapered
Diameter Tapered
Safari

30" 30" 29"
30" 30" 29"

- \$ 1,406
- \$ 1,406
- \$ 1,648
- \$ 1,851
- \$ 1,858

- TB-3030-SQ-M-SQ
- TB-3030-SQ-M-SS
- TB-3030-SQ-M-D
- TB-3030-SQ-M-DS
- TB-3030-SQ-M-BO
- TB-3030-SQ-MC-SQ
- TB-3030-SQ-MC-SS
- TB-3030-SQ-MC-D
- TB-3030-SQ-MC-DS

with METAL Leg Option:
Square
Square & Stem
Diameter
Diameter & Stem
Balloon
Square with Casters
Square & Stem with Casters
Diameter with Casters
Diameter & Stem with Casters

30" 30" 29"

- \$ 1,306
- \$ 1,976
- \$ 1,306
- \$ 1,976
- \$ 1,469
- \$ 1,664
- \$ 2,317
- \$ 1,664
- \$ 2,317

Each Table Top is constructed using a 1 1/8" thick top with a Plastic Laminate top surface.

All Metal legs are coated electrostatically with an epoxy powder coat paint.

NOTES:


- * Table heights of 25" (children), 27" (youth), and 32" (wheelchair) are available by request.
- * Color of Metal Paint must be specified at the time of order.
- * Caster Leg options are recommended for Reading/Multipurpose Tables options and not meant to be used for stationary computer workstations.
- * For all tables with casters legs, only 2 legs will have casters, and the other legs will have levelers. This will create a "wheelbarrow" style of table which will ensure ease of mobility.
- * Color of the Caster Option must be specified at the time of order.

Edge Option:




"SQ"
1/4" Square Edge

Metal Leg Options:



"M-SQ" Square 2"
"M-SS" Square Stem 2"
"M-D" Diameter 2"
"M-DS" Diameter Stem 2"
"M-BO" Balloon 2 1/2"

Wood Leg Options:



"W-SQ" Square 2 3/8"
"W-SQR" Square Radius 2 3/8"
"W-SQT" Square Tapered 2 3/8"
"W-DT" Diameter Tapered 2 3/8"
"W-SR" Safari 2 3/8"



"MC" Caster Option:
Available on all Metal Legs ONLY, with exception of the Balloon leg and Metal Bases.

MODEL NUMBER

PRODUCT


WIDTH DEPTH HEIGHT

PRICE

DESCRIPTION



*Shown Above:
TB-3030-DSQ-M-D



*Square Table Shape

TB-3030-DSQ-W-SQ	Square	30"	30"	29"
TB-3030-DSQ-W-SQR	Square Radius			
TB-3030-DSQ-W-SQT	Square Tapered			
TB-3030-DSQ-W-DT	Diameter Tapered			
TB-3030-DSQ-W-SR	Safari			
with WOOD Leg Option:				
TB-3030-DSQ-M-SQ	Square	30"	30"	29"
TB-3030-DSQ-M-SS	Square & Stem			
TB-3030-DSQ-M-D	Diameter			
TB-3030-DSQ-M-DS	Diameter & Stem			
TB-3030-DSQ-M-BO	Balloon			
TB-3030-DSQ-MC-SQ	Square with Casters			
TB-3030-DSQ-MC-SS	Square & Stem with Casters			
TB-3030-DSQ-MC-D	Diameter with Casters			
TB-3030-DSQ-MC-DS	Diameter & Stem with Casters			

with METAL Leg Option:

\$ 1,508
\$ 1,508
\$ 1,748
\$ 1,952
\$ 1,958

\$ 1,406
\$ 2,069
\$ 1,406
\$ 2,069
\$ 1,571
\$ 1,765
\$ 2,417
\$ 1,765
\$ 2,417

Each Table Top is constructed using a 1 1/8" thick top with a Plastic Laminate top surface.

All Metal legs are coated electrostatically with an epoxy powder coat paint.

NOTES:


- * Table heights of 25" (children), 27" (youth), and 32" (wheelchair) are available by request.
- * Color of Metal Paint must be specified at the time of order.
- * Caster Leg options are recommended for Reading/Multipurpose Tables options and not meant to be used for stationary computer workstations.
- * For all tables with casters legs, only 2 legs will have casters, and the other legs will have levelers. This will create a "wheelbarrow" style of table which will ensure ease of mobility.
- * Color of the Caster Option must be specified at the time of order.

Edge Option:




"DSQ"
3/4" Dropped Square Edge

Metal Leg Options:



"M-SQ" Square 2"
"M-SS" Square Stem 2"
"M-D" Diameter 2"
"M-DS" Diameter Stem 2"
"M-BO" Balloon 2 1/2"

Wood Leg Options:



"W-SQ" Square 2 3/8"
"W-SQR" Square Radius 2 3/8"
"W-SQT" Square Tapered 2 3/8"
"W-DT" Diameter Tapered 2 3/8"
"W-SR" Safari 2 3/8"



Black/Black White/Grey Silver/Orange Mirror Finish/Grey

"MC" Caster Option:
Available on all Metal Legs ONLY, with exception of the Balloon leg and Metal Bases.

MODEL NUMBER

PRODUCT

WIDTH DEPTH HEIGHT

PRICE

DESCRIPTION



*Shown Above:
TB-3030-DBN-M-D



*Square Table Shape

- TB-3030-DBN-W-SQ
- TB-3030-DBN-W-SQR
- TB-3030-DBN-W-SQT
- TB-3030-DBN-W-DT
- TB-3030-DBN-W-SR

Square Table, 30" Width,
DROPPED BULLNOSE Edge;
with WOOD Leg Option: 30" 30" 29"
Square
Square Radius
Square Tapered
Diameter Tapered
Safari

- TB-3030-DBN-M-SQ
- TB-3030-DBN-M-SS
- TB-3030-DBN-M-D
- TB-3030-DBN-M-DS
- TB-3030-DBN-M-BO
- TB-3030-DBN-MC-SQ
- TB-3030-DBN-MC-SS
- TB-3030-DBN-MC-D
- TB-3030-DBN-MC-DS

with METAL Leg Option: 30" 30" 29"
Square
Square & Stem
Diameter
Diameter & Stem
Balloon
Square with Casters
Square & Stem with Casters
Diameter with Casters
Diameter & Stem with Casters

- \$ 1,531
- \$ 1,531
- \$ 1,765
- \$ 1,965
- \$ 1,976

- \$ 1,431
- \$ 2,091
- \$ 1,431
- \$ 2,091
- \$ 1,586
- \$ 1,780
- \$ 2,441
- \$ 1,780
- \$ 2,441

Each Table Top is constructed using a 1 1/8" thick top with a Plastic Laminate top surface.

All Metal legs are coated electrostatically with an epoxy powder coat paint.

NOTES:

- * Table heights of 25" (children), 27" (youth), and 32" (wheelchair) are available by request.
- * Color of Metal Paint must be specified at the time of order.
- * Caster Leg options are recommended for Reading/Multipurpose Tables options and not meant to be used for stationary computer workstations.
- * For all tables with casters legs, only 2 legs will have casters, and the other legs will have levelers. This will create a "wheelbarrow" style of table which will ensure ease of mobility.
- * Color of the Caster Option must be specified at the time of order.


Edge Option:



"DBN"


3/4" Dropped Bullnoses Edge

Metal Leg Options:



"M-SQ" Square 2"
"M-SS" Square Stem 2"
"M-D" Diameter 2"
"M-DS" Diameter Stem 2"
"M-BO" Balloon 2 1/2"

Wood Leg Options:



"W-SQ" Square 2 3/8"
"W-SQR" Square Radius 2 3/8"
"W-SQT" Square Tapered 2 3/8"
"W-DT" Diameter Tapered 2 3/8"
"W-SR" Safari 2 3/8"



Black/Black White/Grey Silver/Orange Mirror Finish/Grey

"MC" Caster Option:
Available on all Metal Legs ONLY, with exception of the Balloon leg and Metal Bases.

MODEL NUMBER

PRODUCT

WIDTH DEPTH HEIGHT

PRICE

DESCRIPTION



*Shown Above:
TB-3030-DCH-M-D



*Square Table Shape

- TB-3030-DCH-W-SQ
- TB-3030-DCH-W-SQR
- TB-3030-DCH-W-SQT
- TB-3030-DCH-W-DT
- TB-3030-DCH-W-SR

Square Table, 30" Width,
DROPPED CHAMFERED Edge;
with WOOD Leg Option: 30" 30" 29"
Square
Square Radius
Square Tapered
Diameter Tapered
Safari

- TB-3030-DCH-M-SQ
- TB-3030-DCH-M-SS
- TB-3030-DCH-M-D
- TB-3030-DCH-M-DS
- TB-3030-DCH-M-BO
- TB-3030-DCH-MC-SQ
- TB-3030-DCH-MC-SS
- TB-3030-DCH-MC-D
- TB-3030-DCH-MC-DS

with METAL Leg Option: 30" 30" 29"
Square
Square & Stem
Diameter
Diameter & Stem
Balloon
Square with Casters
Square & Stem with Casters
Diameter with Casters
Diameter & Stem with Casters

- \$ 1,531
- \$ 1,531
- \$ 1,765
- \$ 1,965
- \$ 1,976

- \$ 1,431
- \$ 2,091
- \$ 1,431
- \$ 2,091
- \$ 1,586
- \$ 1,780
- \$ 2,441
- \$ 1,780
- \$ 2,441

Each Table Top is constructed using a 1 1/8" thick top with a Plastic Laminate top surface.

All Metal legs are coated electrostatically with an epoxy powder coat paint.

NOTES:

- * Table heights of 25" (children), 27" (youth), and 32" (wheelchair) are available by request.
- * Color of Metal Paint must be specified at the time of order.
- * Caster Leg options are recommended for Reading/Multipurpose Tables options and not meant to be used for stationary computer workstations.
- * For all tables with casters legs, only 2 legs will have casters, and the other legs will have levelers. This will create a "wheelbarrow" style of table which will ensure ease of mobility.
- * Color of the Caster Option must be specified at the time of order.


Edge Option:



"DCH"

5/8" Dropped Chamfered Edge

Metal Leg Options:



- "M-SQ" Square 2"
- "M-SS" Square Stem 2"
- "M-D" Diameter 2"
- "M-DS" Diameter Stem 2"
- "M-BO" Balloon 2 1/2"

Wood Leg Options:



- "W-SQ" Square 2 3/8"
- "W-SQR" Square Radius 2 3/8"
- "W-SQT" Square Tapered 2 3/8"
- "W-DT" Diameter Tapered 2 3/8"
- "W-SR" Safari 2 3/8"



"MC" Caster Option:
Available on all Metal Legs ONLY, with exception of the Balloon leg and Metal Bases.

MODEL NUMBER	PRODUCT	WIDTH	DEPTH	HEIGHT
--------------	---------	-------	-------	--------



*Shown Above:
TB-3030-AL-M-D




*Square Table Shape

TB-3030-AL-W-SQ	Square Table, 30" Width, ALUMINUM Edge;	30"	30"	29"
TB-3030-AL-W-SQR	with WOOD Leg Option: Square	30"	30"	29"
TB-3030-AL-W-SQT	Square Radius			
TB-3030-AL-W-DT	Square Tapered			
TB-3030-AL-W-SR	Diameter Tapered Safari			
TB-3030-AL-M-SQ	with METAL Leg Option: Square	30"	30"	29"
TB-3030-AL-M-SS	Square & Stem			
TB-3030-AL-M-D	Diameter			
TB-3030-AL-M-DS	Diameter & Stem			
TB-3030-AL-M-BO	Balloon			
TB-3030-AL-MC-SQ	Square with Casters			
TB-3030-AL-MC-SS	Square & Stem with Casters			
TB-3030-AL-MC-D	Diameter with Casters			
TB-3030-AL-MC-DS	Diameter & Stem with Casters			

PRICE	DESCRIPTION
-------	-------------

\$ 1,354	Each Table Top is constructed using a 1 1/8" thick top with a Plastic Laminate top surface.
\$ 1,354	All Metal legs are coated electrostatically with an epoxy powder coat paint.
\$ 1,586	NOTES:
\$ 1,788	* Table heights of 25" (children), 27" (youth), and 32" (wheelchair) are available by request.
\$ 1,804	* Color of Metal Paint must be specified at the time of order.
	* Caster Leg options are recommended for Reading/Multipurpose Tables options and not meant to be used for stationary computer workstations.
	* For all tables with casters legs, only 2 legs will have casters, and the other legs will have levelers. This will create a "wheelbarrow" style of table which will ensure ease of mobility.
	* Color of the Caster Option must be specified at the time of order.


Edge Option:



"AL"

2 mm Aluminum Edge *All table corners will be given a 6-inch radius for this edge option.

Metal Leg Options:



"M-SQ" Square 2"
"M-SS" Square Stem 2"
"M-D" Diameter 2"
"M-DS" Diameter Stem 2"
"M-BO" Balloon 2 1/2"

Wood Leg Options:



"W-SQ" Square 2 3/8"
"W-SQR" Square Radius 2 3/8"
"W-SQT" Square Tapered 2 3/8"
"W-DT" Diameter Tapered 2 3/8"
"W-SR" Safari 2 3/8"



"MC" Caster Option:
Available on all Metal Legs ONLY, with exception of the Balloon leg and Metal Bases.

MODEL NUMBER

PRODUCT

WIDTH DEPTH HEIGHT

PRICE

DESCRIPTION



*Shown Above:
TB-3636-AC-M-D



*Square Table Shape

TB-3636-AC-W-SQ
TB-3636-AC-W-SQR
TB-3636-AC-W-SQT
TB-3636-AC-W-DT
TB-3636-AC-W-SR

Square Table, 36" Width,

ACRYLIC Edge;

with WOOD Leg Option:

Square
Square Radius
Square Tapered
Diameter Tapered
Safari

36" 36" 29"

36" 36" 29"

\$ 1,329
\$ 1,329
\$ 1,563
\$ 1,765
\$ 1,772

Each Table Top is constructed using a 1" thick top with a Plastic Laminate top surface.

All Metal legs are coated electrostatically with an epoxy powder coat paint.

NOTES:

- * Table heights of 25" (children), 27" (youth), and 32" (wheelchair) are available by request.
- * Color of Metal Paint must be specified at the time of order.
- * Caster Leg options are recommended for Reading/Multipurpose Tables options and not meant to be used for stationary computer workstations.
- * For all tables with casters legs, only 2 legs will have casters, and the other legs will have levelers. This will create a "wheelbarrow" style of table which will ensure ease of mobility.
- * Color of the Caster Option must be specified at the time of order.

with METAL Leg Option:


TB-3636-AC-M-SQ
TB-3636-AC-M-SS
TB-3636-AC-M-D
TB-3636-AC-M-DS
TB-3636-AC-M-BO
TB-3636-AC-MC-SQ
TB-3636-AC-MC-SS
TB-3636-AC-MC-D
TB-3636-AC-MC-DS

Square
Square & Stem
Diameter
Diameter & Stem
Balloon
Square with Casters
Square & Stem with Casters
Diameter with Casters
Diameter & Stem with Casters


36" 36" 29"

\$ 1,229
\$ 1,881
\$ 1,229
\$ 1,889
\$ 1,383
\$ 1,578
\$ 2,239
\$ 1,578
\$ 2,239

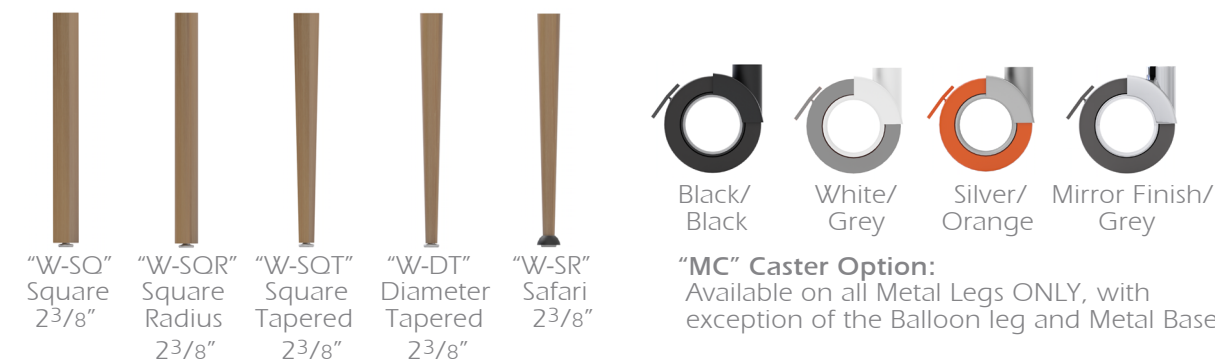
Edge Option:



Metal Leg Options:



Wood Leg Options:



MODEL NUMBER

PRODUCT

WIDTH DEPTH HEIGHT

PRICE

DESCRIPTION



*Shown Above:
TB-3636-SQ-M-D



*Square Table Shape

- TB-3636-SQ-W-SQ
- TB-3636-SQ-W-SQR
- TB-3636-SQ-W-SQT
- TB-3636-SQ-W-DT
- TB-3636-SQ-W-SR

Square Table, 36" Width,
SQUARE Edge;
with WOOD Leg Option:
Square
Square Radius
Square Tapered
Diameter Tapered
Safari

36" 36" 29"

- \$ 1,508
- \$ 1,508
- \$ 1,741
- \$ 1,945
- \$ 1,952

- TB-3636-SQ-M-SQ
- TB-3636-SQ-M-SS
- TB-3636-SQ-M-D
- TB-3636-SQ-M-DS
- TB-3636-SQ-M-BO
- TB-3636-SQ-MC-SQ
- TB-3636-SQ-MC-SS
- TB-3636-SQ-MC-D
- TB-3636-SQ-MC-DS

with METAL Leg Option:
Square
Square & Stem
Diameter
Diameter & Stem
Balloon
Square with Casters
Square & Stem with Casters
Diameter with Casters
Diameter & Stem with Casters

36" 36" 29"

- \$ 1,406
- \$ 2,069
- \$ 1,406
- \$ 2,069
- \$ 1,563
- \$ 1,748
- \$ 2,417
- \$ 1,748
- \$ 2,417

Each Table Top is constructed using a 1 1/8" thick top with a Plastic Laminate top surface.

All Metal legs are coated electrostatically with an epoxy powder coat paint.


NOTES:

- * Table heights of 25" (children), 27" (youth), and 32" (wheelchair) are available by request.
- * Color of Metal Paint must be specified at the time of order.
- * Caster Leg options are recommended for Reading/Multipurpose Tables options and not meant to be used for stationary computer workstations.
- * For all tables with casters legs, only 2 legs will have casters, and the other legs will have levelers. This will create a "wheelbarrow" style of table which will ensure ease of mobility.
- * Color of the Caster Option must be specified at the time of order.


Edge Option:



Metal Leg Options:



Wood Leg Options:



"MC" Caster Option:
Available on all Metal Legs ONLY, with exception of the Balloon leg and Metal Bases.

MODEL NUMBER	PRODUCT	WIDTH	DEPTH	HEIGHT
--------------	---------	-------	-------	--------

	Square Table, 36" Width,	36"	36"	29"
--	--------------------------	-----	-----	-----

DROPPED SQUARE Edge;

	with WOOD Leg Option:	36"	36"	29"
--	-----------------------	-----	-----	-----

TB-3636-DSQ-W-SQ
 TB-3636-DSQ-W-SQR
 TB-3636-DSQ-W-SQT
 TB-3636-DSQ-W-DT
 TB-3636-DSQ-W-SR

Square
 Square Radius
 Square Tapered
 Diameter Tapered
 Safari

	with METAL Leg Option:	36"	36"	29"
--	------------------------	-----	-----	-----

TB-3636-DSQ-M-SQ
 TB-3636-DSQ-M-SS
 TB-3636-DSQ-M-D
 TB-3636-DSQ-M-DS
 TB-3636-DSQ-M-BO
 TB-3636-DSQ-MC-SQ
 TB-3636-DSQ-MC-SS
 TB-3636-DSQ-MC-D
 TB-3636-DSQ-MC-DS

Square
 Square & Stem
 Diameter
 Diameter & Stem
 Balloon
 Square with Casters
 Square & Stem with Casters
 Diameter with Casters
 Diameter & Stem with Casters



*Shown Above:
TB-3636-DSQ-M-D



*Square Table Shape

PRICE	DESCRIPTION
-------	-------------

Each Table Top is constructed using a 1 1/8" thick top with a Plastic Laminate top surface.

All Metal legs are coated electrostatically with an epoxy powder coat paint.


NOTES:
 * Table heights of 25" (children), 27" (youth), and 32" (wheelchair) are available by request.
 * Color of Metal Paint must be specified at the time of order.
 * Caster Leg options are recommended for Reading/Multipurpose Tables options and not meant to be used for stationary computer workstations.
 * For all tables with casters legs, only 2 legs will have casters, and the other legs will have levelers. This will create a "wheelbarrow" style of table which will ensure ease of mobility.
 * Color of the Caster Option must be specified at the time of order.

\$ 1,593
\$ 1,593
\$ 1,819
\$ 2,029
\$ 2,045
\$ 1,493
\$ 2,153
\$ 1,493
\$ 2,153
\$ 1,656
\$ 1,841
\$ 2,504
\$ 1,841
\$ 2,504


Edge Option:



Metal Leg Options:



Wood Leg Options:



"MC" Caster Option:
 Available on all Metal Legs ONLY, with exception of the Balloon leg and Metal Bases.

MODEL NUMBER

PRODUCT

WIDTH DEPTH HEIGHT

PRICE

DESCRIPTION



*Shown Above:
TB-3636-DBN-M-D



*Square Table Shape

- TB-3636-DBN-W-SQ
- TB-3636-DBN-W-SQR
- TB-3636-DBN-W-SQT
- TB-3636-DBN-W-DT
- TB-3636-DBN-W-SR

Square Table, 36" Width,
DROPPED BULLNOSE Edge;
with WOOD Leg Option: 36" 36" 29"
Square
Square Radius
Square Tapered
Diameter Tapered
Safari

- TB-3636-DBN-M-SQ
- TB-3636-DBN-M-SS
- TB-3636-DBN-M-D
- TB-3636-DBN-M-DS
- TB-3636-DBN-M-BO
- TB-3636-DBN-MC-SQ
- TB-3636-DBN-MC-SS
- TB-3636-DBN-MC-D
- TB-3636-DBN-MC-DS

with METAL Leg Option: 36" 36" 29"
Square
Square & Stem
Diameter
Diameter & Stem
Balloon
Square with Casters
Square & Stem with Casters
Diameter with Casters
Diameter & Stem with Casters

- \$ 1,610
- \$ 1,610
- \$ 1,851
- \$ 2,045
- \$ 2,060

- \$ 1,508
- \$ 2,169
- \$ 1,508
- \$ 2,169
- \$ 1,671
- \$ 1,858
- \$ 2,519
- \$ 1,858
- \$ 2,519

Each Table Top is constructed using a 1 1/8" thick top with a Plastic Laminate top surface.

All Metal legs are coated electrostatically with an epoxy powder coat paint.

NOTES:

- * Table heights of 25" (children), 27" (youth), and 32" (wheelchair) are available by request.
- * Color of Metal Paint must be specified at the time of order.
- * Caster Leg options are recommended for Reading/Multipurpose Tables options and not meant to be used for stationary computer workstations.
- * For all tables with casters legs, only 2 legs will have casters, and the other legs will have levelers. This will create a "wheelbarrow" style of table which will ensure ease of mobility.
- * Color of the Caster Option must be specified at the time of order.


Edge Option:



"DBN"


3/4" Dropped Bullnoses Edge

Metal Leg Options:



"M-SQ" Square 2"
"M-SS" Square Stem 2"
"M-D" Diameter 2"
"M-DS" Diameter Stem 2"
"M-BO" Balloon 2 1/2"

Wood Leg Options:



"W-SQ" Square 2 3/8"
"W-SQR" Square Radius 2 3/8"
"W-SQT" Square Tapered 2 3/8"
"W-DT" Diameter Tapered 2 3/8"
"W-SR" Safari 2 3/8"



"MC" Caster Option:
Available on all Metal Legs ONLY, with exception of the Balloon leg and Metal Bases.

MODEL NUMBER

PRODUCT

WIDTH DEPTH HEIGHT

PRICE

DESCRIPTION



*Shown Above:
TB-3636-DCH-M-D



*Square Table Shape

- TB-3636-DCH-W-SQ
- TB-3636-DCH-W-SQR
- TB-3636-DCH-W-SQT
- TB-3636-DCH-W-DT
- TB-3636-DCH-W-SR

Square Table, 36" Width,
DROPPED CHAMFERED Edge;
with WOOD Leg Option: 36" 36" 29"
Square
Square Radius
Square Tapered
Diameter Tapered
Safari

- TB-3636-DCH-M-SQ
- TB-3636-DCH-M-SS
- TB-3636-DCH-M-D
- TB-3636-DCH-M-DS
- TB-3636-DCH-M-BO
- TB-3636-DCH-MC-SQ
- TB-3636-DCH-MC-SS
- TB-3636-DCH-MC-D
- TB-3636-DCH-MC-DS

with METAL Leg Option: 36" 36" 29"
Square
Square & Stem
Diameter
Diameter & Stem
Balloon
Square with Casters
Square & Stem with Casters
Diameter with Casters
Diameter & Stem with Casters

- \$ 1,610
- \$ 1,610
- \$ 1,851
- \$ 2,045
- \$ 2,060

- \$ 1,508
- \$ 2,169
- \$ 1,508
- \$ 2,169
- \$ 1,671
- \$ 1,858
- \$ 2,519
- \$ 1,858
- \$ 2,519

Each Table Top is constructed using a 1 1/8" thick top with a Plastic Laminate top surface.

All Metal legs are coated electrostatically with an epoxy powder coat paint.

NOTES:

- * Table heights of 25" (children), 27" (youth), and 32" (wheelchair) are available by request.
- * Color of Metal Paint must be specified at the time of order.
- * Caster Leg options are recommended for Reading/Multipurpose Tables options and not meant to be used for stationary computer workstations.
- * For all tables with casters legs, only 2 legs will have casters, and the other legs will have levelers. This will create a "wheelbarrow" style of table which will ensure ease of mobility.
- * Color of the Caster Option must be specified at the time of order.


Edge Option:



"DCH"


5/8" Dropped Chamfered Edge

Metal Leg Options:



"M-SQ" Square 2"
"M-SS" Square Stem 2"
"M-D" Diameter 2"
"M-DS" Diameter Stem 2"
"M-BO" Balloon 2 1/2"

Wood Leg Options:



"W-SQ" Square 2 3/8"
"W-SQR" Square Radius 2 3/8"
"W-SQT" Square Tapered 2 3/8"
"W-DT" Diameter Tapered 2 3/8"
"W-SR" Safari 2 3/8"



Black/Black White/Grey Silver/Orange Mirror Finish/Grey

"MC" Caster Option:
Available on all Metal Legs ONLY, with exception of the Balloon leg and Metal Bases.

MODEL NUMBER

PRODUCT


WIDTH DEPTH HEIGHT

PRICE

DESCRIPTION



*Shown Above:
TB-3636-AL-M-D



*Square Table Shape

TB-3636-AL-W-SQ
TB-3636-AL-W-SQR
TB-3636-AL-W-SQT
TB-3636-AL-W-DT
TB-3636-AL-W-SR

Square Table, 36" Width,
ALUMINUM Edge;
with WOOD Leg Option:
Square
Square Radius
Square Tapered
Diameter Tapered
Safari

36" 36" 29"

\$ 1,431
\$ 1,431
\$ 1,671
\$ 1,873
\$ 1,881

TB-3636-AL-M-SQ
TB-3636-AL-M-SS
TB-3636-AL-M-D
TB-3636-AL-M-DS
TB-3636-AL-M-BO
TB-3636-AL-MC-SQ
TB-3636-AL-MC-SS
TB-3636-AL-MC-D
TB-3636-AL-MC-DS

with METAL Leg Option:
Square
Square & Stem
Diameter
Diameter & Stem
Balloon
Square with Casters
Square & Stem with Casters
Diameter with Casters
Diameter & Stem with Casters

36" 36" 29"

\$ 1,329
\$ 1,998
\$ 1,329
\$ 1,998
\$ 1,493
\$ 1,680
\$ 2,339
\$ 1,680
\$ 2,339

TB-3636-AL-FP1
TB-3636-AL-FP2
TB-3636-AL-FP3
TB-3636-AL-TP1
TB-3636-AL-TP2
TB-3636-AL-TP3

Flat Pedestal 19" H
Flat Pedestal 29" H
Flat Pedestal 42" H
Trumpet 19" H
Trumpet 29" H
Trumpet 42" H

36" 36" 19"
36" 36" 29"
36" 36" 42"
36" 36" 19"
36" 36" 29"
36" 36" 42"

\$ 1,897
\$ 2,069
\$ 2,193
\$ 1,462
\$ 1,462
\$ 2,037


Each Table Top is constructed using a 1 1/8" thick top with a Plastic Laminate top surface.

All Metal legs are coated electrostatically with an epoxy powder coat paint.

NOTES:


- * Table heights of 25" (children), 27" (youth), and 32" (wheelchair) are available by request.
- * Color of Metal Paint must be specified at the time of order.
- * Caster Leg options are recommended for Reading/Multipurpose Tables options and not meant to be used for stationary computer workstations.
- * For all tables with casters legs, only 2 legs will have casters, and the other legs will have levelers. This will create a "wheelbarrow" style of table which will ensure ease of mobility.
- * Color of the Caster Option must be specified at the time of order.

Edge Option:




"AL"
2 mm Aluminum Edge *All table corners will be given a 6-inch radius for this edge option.

Metal Leg Options:



"M-SQ" Square 2"
"M-SS" Square Stem 2"
"M-D" Diameter 2"
"M-DS" Diameter Stem 2"
"M-BO" Balloon 2 1/2"
"FP" Flat Pedestal Base
"TP" Trumpet Base

Wood Leg Options:



"W-SQ" Square 2 3/8"
"W-SQR" Square Radius 2 3/8"
"W-SQT" Square Tapered 2 3/8"
"W-DT" Diameter Tapered 2 3/8"
"W-SR" Safari 2 3/8"
"MC" Caster Option:
Available on all Metal Legs ONLY, with exception of the Balloon leg and Metal Bases.

MODEL NUMBER
PRODUCT
WIDTH DEPTH HEIGHT
PRICE
DESCRIPTION


*Shown Above:
TB-4242-AC-M-D



*Square Table Shape

TB-4242-AC-W-SQ
TB-4242-AC-W-SQR
TB-4242-AC-W-SQT
TB-4242-AC-W-DT
TB-4242-AC-W-SR

Square Table, 42" Width,

ACRYLIC Edge;

with WOOD Leg Option:

Square

Square Radius

Square Tapered

Diameter Tapered

Safari

42" 42" 29"

42" 42" 29"

with METAL Leg Option:

Square

Square & Stem

Diameter

Diameter & Stem

Balloon

Square with Casters

Square & Stem with Casters

Diameter with Casters

Diameter & Stem with Casters

42" 42" 29"

TB-4242-AC-FP1
TB-4242-AC-FP2
TB-4242-AC-FP3
TB-4242-AC-TP1
TB-4242-AC-TP2
TB-4242-AC-TP3

Flat Pedestal 19" H
Flat Pedestal 29" H
Flat Pedestal 42" H
Trumpet 19" H
Trumpet 29" H
Trumpet 42" H

42" 42" 19"
42" 42" 29"
42" 42" 42"
42" 42" 19"
42" 42" 29"
42" 42" 42"

EO-4242-AC-P
EO-4242-AC-S

Pedestal Base
Boxy Frame

42" 42" 29"
42" 42" 29"

\$ 1,406
\$ 1,406
\$ 1,641
\$ 1,851
\$ 1,858

\$ 1,306
\$ 1,965
\$ 1,306
\$ 1,965
\$ 1,469
\$ 1,656
\$ 2,317
\$ 1,656
\$ 2,317

\$ 2,169
\$ 2,169
\$ 2,286
\$ 1,734
\$ 1,734
\$ 2,014

\$ 2,083
\$ 1,734

Each Table Top is constructed using a 1" thick top with a Plastic Laminate top surface.

All Metal legs are coated electrostatically with an epoxy powder coat paint.

NOTES:


* Table heights of 25" (children), 27" (youth), and 32" (wheelchair) are available by request.

* Color of Metal Paint must be specified at the time of order.


* Caster Leg options are recommended for Reading/Multipurpose Tables options and not meant to be used for stationary computer workstations.

* For all tables with casters legs, only 2 legs will have casters, and the other legs will have levelers. This will create a "wheelbarrow" style of table which will ensure ease of mobility.

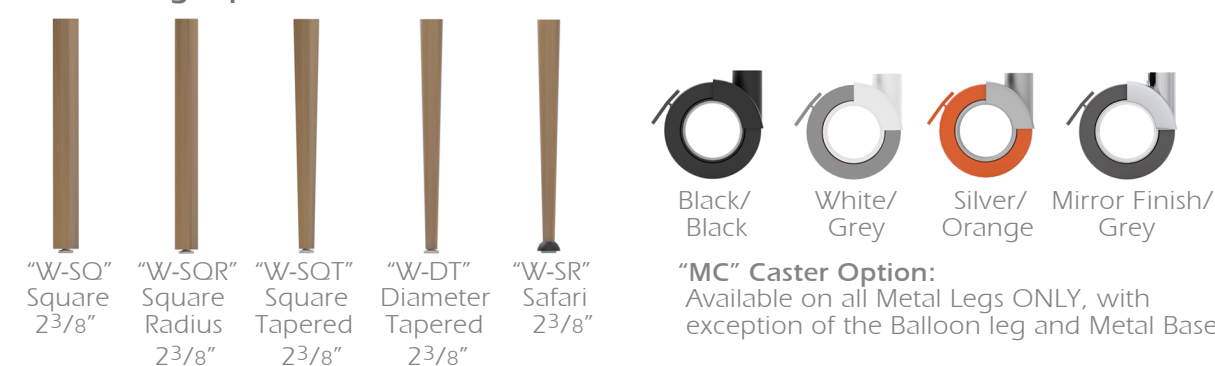
* Color of the Caster Option must be specified at the time of order.

Edge Option:


"AC"
2 mm Acrylic Edge

Metal Leg Options:


"M-SQ" Square 2"
"M-SS" Square Stem 2"
"M-D" Diameter 2"
"M-DS" Diameter Stem 2"
"M-BO" Balloon 2 1/2"
"P" Pedestal Base
"S" Boxy Frame Base

Wood Leg Options:


"W-SQ" Square 2 3/8"
"W-SQR" Square Radius 2 3/8"
"W-SQT" Square Tapered 2 3/8"
"W-DT" Diameter Tapered 2 3/8"
"W-SR" Safari 2 3/8"

"MC" Caster Option:
Available on all Metal Legs ONLY, with exception of the Balloon leg and Metal Bases.

MODEL NUMBER

PRODUCT

WIDTH DEPTH HEIGHT

PRICE

DESCRIPTION



*Shown Above:
TB-4242-SQ-M-D



*Square Table Shape

- TB-4242-SQ-W-SQ
- TB-4242-SQ-W-SQR
- TB-4242-SQ-W-SQT
- TB-4242-SQ-W-DT
- TB-4242-SQ-W-SR

Square Table, 42" Width,
SQUARE Edge;
with WOOD Leg Option:
Square
Square Radius
Square Tapered
Diameter Tapered
Safari

42" 42" 29"

- \$ 1,610
- \$ 1,610
- \$ 1,841
- \$ 2,045
- \$ 2,060

- TB-4242-SQ-M-SQ
- TB-4242-SQ-M-SS
- TB-4242-SQ-M-D
- TB-4242-SQ-M-DS
- TB-4242-SQ-M-BO
- TB-4242-SQ-MC-SQ
- TB-4242-SQ-MC-SS
- TB-4242-SQ-MC-D
- TB-4242-SQ-MC-DS

with METAL Leg Option:
Square
Square & Stem
Diameter
Diameter & Stem
Balloon
Square with Casters
Square & Stem with Casters
Diameter with Casters
Diameter & Stem with Casters

42" 42" 29"

- \$ 1,508
- \$ 2,169
- \$ 1,508
- \$ 2,169
- \$ 1,671
- \$ 1,858
- \$ 2,519
- \$ 1,858
- \$ 2,519

Each Table Top is constructed using a 1 1/8" thick top with a Plastic Laminate top surface.

All Metal legs are coated electrostatically with an epoxy powder coat paint.

NOTES:


- * Table heights of 25" (children), 27" (youth), and 32" (wheelchair) are available by request.
- * Color of Metal Paint must be specified at the time of order.
- * Caster Leg options are recommended for Reading/Multipurpose Tables options and not meant to be used for stationary computer workstations.
- * For all tables with casters legs, only 2 legs will have casters, and the other legs will have levelers. This will create a "wheelbarrow" style of table which will ensure ease of mobility.
- * Color of the Caster Option must be specified at the time of order.

Edge Option:




"SQ"
1/4" Square Edge

Metal Leg Options:



"M-SQ" Square 2"
"M-SS" Square Stem 2"
"M-D" Diameter 2"
"M-DS" Diameter Stem 2"
"M-BO" Balloon 2 1/2"

Wood Leg Options:



"W-SQ" Square 2 3/8"
"W-SQR" Square Radius 2 3/8"
"W-SQT" Square Tapered 2 3/8"
"W-DT" Diameter Tapered 2 3/8"
"W-SR" Safari 2 3/8"



"MC" Caster Option:
Available on all Metal Legs ONLY, with exception of the Balloon leg and Metal Bases.

MODEL NUMBER PRODUCT WIDTH DEPTH HEIGHT



*Shown Above:
TB-4242-DSO-M-D



*Square Table Shape

MODEL NUMBER	PRODUCT	WIDTH	DEPTH	HEIGHT
	Square Table, 42" Width, DROPPED SQUARE Edge;	42"	42"	29"
	with WOOD Leg Option:	42"	42"	29"
TB-4242-DSO-W-SQ	Square			
TB-4242-DSO-W-SQR	Square Radius			
TB-4242-DSO-W-SQT	Square Tapered			
TB-4242-DSO-W-DT	Diameter Tapered			
TB-4242-DSO-W-SR	Safari			
	with METAL Leg Option:	42"	42"	29"
TB-4242-DSO-M-SQ	Square			
TB-4242-DSO-M-SS	Square & Stem			
TB-4242-DSO-M-D	Diameter			
TB-4242-DSO-M-DS	Diameter & Stem			
TB-4242-DSO-M-BO	Balloon			
TB-4242-DSO-MC-SQ	Square with Casters			
TB-4242-DSO-MC-SS	Square & Stem with Casters			
TB-4242-DSO-MC-D	Diameter with Casters			
TB-4242-DSO-MC-DS	Diameter & Stem with Casters			

PRICE DESCRIPTION


	Each Table Top is constructed using a 1 1/8" thick top with a Plastic Laminate top surface.
	All Metal legs are coated electrostatically with an epoxy powder coat paint.
	NOTES:
\$ 1,710	* Table heights of 25" (children), 27" (youth), and 32" (wheelchair) are available by request.
\$ 1,710	* Color of Metal Paint must be specified at the time of order.
\$ 1,952	* Caster Leg options are recommended for Reading/Multipurpose Tables options and not meant to be used for stationary computer workstations.
\$ 2,146	* For all tables with casters legs, only 2 legs will have casters, and the other legs will have levelers. This will create a "wheelbarrow" style of table which will ensure ease of mobility.
\$ 2,162	* Color of the Caster Option must be specified at the time of order.

Edge Option:




"DSQ"
3/4" Dropped Square Edge

Metal Leg Options:



"M-SQ" Square 2"
"M-SS" Square Stem 2"
"M-D" Diameter 2"
"M-DS" Diameter Stem 2"
"M-BO" Balloon 2 1/2"

Wood Leg Options:



"W-SQ" Square 2 3/8"
"W-SQR" Square Radius 2 3/8"
"W-SQT" Square Tapered 2 3/8"
"W-DT" Diameter Tapered 2 3/8"
"W-SR" Safari 2 3/8"



"MC" Caster Option:
Available on all Metal Legs ONLY, with exception of the Balloon leg and Metal Bases.

MODEL NUMBER

PRODUCT

WIDTH DEPTH HEIGHT

PRICE

DESCRIPTION



*Shown Above:
TB-4242-DBN-M-D



*Square Table Shape

- TB-4242-DBN-W-SQ
- TB-4242-DBN-W-SQR
- TB-4242-DBN-W-SQT
- TB-4242-DBN-W-DT
- TB-4242-DBN-W-SR

Square Table, 42" Width,
DROPPED BULLNOSE Edge;
with WOOD Leg Option: 42" 42" 29"
Square
Square Radius
Square Tapered
Diameter Tapered
Safari

- \$ 1,727
- \$ 1,727
- \$ 1,965
- \$ 2,169
- \$ 2,177

Each Table Top is constructed using a 1 1/8" thick top with a Plastic Laminate top surface.
All Metal legs are coated electrostatically with an epoxy powder coat paint.
NOTES:
* Table heights of 25" (children), 27" (youth), and 32" (wheelchair) are available by request.
* Color of Metal Paint must be specified at the time of order.
* Caster Leg options are recommended for Reading/Multipurpose Tables options and not meant to be used for stationary computer workstations.
* For all tables with casters legs, only 2 legs will have casters, and the other legs will have levelers. This will create a "wheelbarrow" style of table which will ensure ease of mobility.
* Color of the Caster Option must be specified at the time of order.

- TB-4242-DBN-M-SQ
- TB-4242-DBN-M-SS
- TB-4242-DBN-M-D
- TB-4242-DBN-M-DS
- TB-4242-DBN-M-BO
- TB-4242-DBN-MC-SQ
- TB-4242-DBN-MC-SS
- TB-4242-DBN-MC-D
- TB-4242-DBN-MC-DS

with METAL Leg Option: 42" 42" 29"
Square
Square & Stem
Diameter
Diameter & Stem
Balloon
Square with Casters
Square & Stem with Casters
Diameter with Casters
Diameter & Stem with Casters

- \$ 1,624
- \$ 2,293
- \$ 1,624
- \$ 2,293
- \$ 1,788
- \$ 1,983
- \$ 2,636
- \$ 1,983
- \$ 2,636


Edge Option:



"DBN"

3/4" Dropped Bullnoses Edge

Metal Leg Options:



- "M-SQ" Square 2"
- "M-SS" Square Stem 2"
- "M-D" Diameter 2"
- "M-DS" Diameter Stem 2"
- "M-BO" Balloon 2 1/2"

Wood Leg Options:



- "W-SQ" Square 2 3/8"
- "W-SQR" Square Radius 2 3/8"
- "W-SQT" Square Tapered 2 3/8"
- "W-DT" Diameter Tapered 2 3/8"
- "W-SR" Safari 2 3/8"



- Black/Black
- White/Grey
- Silver/Orange
- Mirror Finish/Grey

"MC" Caster Option:
Available on all Metal Legs ONLY, with exception of the Balloon leg and Metal Bases.

MODEL NUMBER PRODUCT WIDTH DEPTH HEIGHT

Square Table, 42" Width, 42" 42" 29"

DROPPED CHAMFERED Edge;

with WOOD Leg Option: 42" 42" 29"

TB-4242-DCH-W-SQ
TB-4242-DCH-W-SQR
TB-4242-DCH-W-SQT
TB-4242-DCH-W-DT
TB-4242-DCH-W-SR

Square
Square Radius
Square Tapered
Diameter Tapered
Safari

with METAL Leg Option: 42" 42" 29"

TB-4242-DCH-M-SQ
TB-4242-DCH-M-SS
TB-4242-DCH-M-D
TB-4242-DCH-M-DS
TB-4242-DCH-M-BO
TB-4242-DCH-MC-SQ
TB-4242-DCH-MC-SS
TB-4242-DCH-MC-D
TB-4242-DCH-MC-DS

Square
Square & Stem
Diameter
Diameter & Stem
Balloon
Square with Casters
Square & Stem with Casters
Diameter with Casters
Diameter & Stem with Casters

PRICE DESCRIPTION

Each Table Top is constructed using a 1 1/8" thick top with a Plastic Laminate top surface.

All Metal legs are coated electrostatically with an epoxy powder coat paint.

- NOTES:
- * Table heights of 25" (children), 27" (youth), and 32" (wheelchair) are available by request.
 - * Color of Metal Paint must be specified at the time of order.
 - * Caster Leg options are recommended for Reading/Multipurpose Tables options and not meant to be used for stationary computer workstations.
 - * For all tables with casters legs, only 2 legs will have casters, and the other legs will have levelers. This will create a "wheelbarrow" style of table which will ensure ease of mobility.
 - * Color of the Caster Option must be specified at the time of order.

\$ 1,727
\$ 1,727
\$ 1,965
\$ 2,169
\$ 2,177


\$ 1,624
\$ 2,293
\$ 1,624
\$ 2,293
\$ 1,788
\$ 1,983
\$ 2,636
\$ 1,983
\$ 2,636

Edge Option:




"DCH"
5/8" Dropped Chamfered Edge

Metal Leg Options:



Wood Leg Options:



"MC" Caster Option:
Available on all Metal Legs ONLY, with exception of the Balloon leg and Metal Bases.




*Shown Above:
TB-4242-DCH-M-D



*Square Table Shape

MODEL NUMBER
PRODUCT
WIDTH DEPTH HEIGHT
PRICE
DESCRIPTION


*Shown Above:
TB-4242-AL-M-D



*Square Table Shape

TB-4242-AL-W-SO
TB-4242-AL-W-SQR
TB-4242-AL-W-SQT
TB-4242-AL-W-DT
TB-4242-AL-W-SR

Square Table, 42" Width,
ALUMINUM Edge;
with WOOD Leg Option:
Square
Square Radius
Square Tapered
Diameter Tapered
Safari

42" 42" 29"

\$ 1,524
\$ 1,524
\$ 1,757
\$ 1,958
\$ 1,976

TB-4242-AL-M-SO
TB-4242-AL-M-SS
TB-4242-AL-M-D
TB-4242-AL-M-DS
TB-4242-AL-M-BO
TB-4242-AL-MC-SO
TB-4242-AL-MC-SS
TB-4242-AL-MC-D
TB-4242-AL-MC-DS

with METAL Leg Option:
Square
Square & Stem
Diameter
Diameter & Stem
Balloon
Square with Casters
Square & Stem with Casters
Diameter with Casters
Diameter & Stem with Casters

42" 42" 29"

\$ 1,423
\$ 2,083
\$ 1,423
\$ 2,083
\$ 1,578
\$ 1,772
\$ 2,433
\$ 1,772
\$ 2,433

TB-4242-AL-FP1
TB-4242-AL-FP2
TB-4242-AL-FP3
TB-4242-AL-TP1
TB-4242-AL-TP2
TB-4242-AL-TP3

Flat Pedestal 19" H
Flat Pedestal 29" H
Flat Pedestal 42" H
Trumpet 19" H
Trumpet 29" H
Trumpet 42" H

42" 42" 19"
42" 42" 29"
42" 42" 42"
42" 42" 19"
42" 42" 29"
42" 42" 42"


\$ 2,277
\$ 2,277
\$ 2,394
\$ 1,851
\$ 1,851
\$ 2,122

Each Table Top is constructed using a 1 1/8" thick top with a Plastic Laminate top surface.

All Metal legs are coated electrostatically with an epoxy powder coat paint.


NOTES:

- * Table heights of 25" (children), 27" (youth), and 32" (wheelchair) are available by request.
- * Color of Metal Paint must be specified at the time of order.
- * Caster Leg options are recommended for Reading/Multipurpose Tables options and not meant to be used for stationary computer workstations.
- * For all tables with casters legs, only 2 legs will have casters, and the other legs will have levelers. This will create a "wheelbarrow" style of table which will ensure ease of mobility.
- * Color of the Caster Option must be specified at the time of order.


Edge Option:


"AL"

2 mm Aluminum Edge *All table corners will be given a 6-inch radius for this edge option.

Metal Leg Options:


"M-SQ" Square 2"
"M-SS" Square Stem 2"
"M-D" Diameter 2"
"M-DS" Diameter Stem 2"
"M-BO" Balloon 2 1/2"
"FP" Flat Pedestal Base
"TP" Trumpet Base

Wood Leg Options:


"W-SQ" Square 2 3/8"
"W-SQR" Square Radius 2 3/8"
"W-SQT" Square Tapered 2 3/8"
"W-DT" Diameter Tapered 2 3/8"
"W-SR" Safari 2 3/8"

"MC" Caster Option:
Available on all Metal Legs ONLY, with exception of the Balloon leg and Metal Bases.

MODEL NUMBER

PRODUCT

WIDTH DEPTH HEIGHT

PRICE

DESCRIPTION



*Shown Above:
TB-4848-AC-M-D



*Square Table Shape

TB-4848-AC-W-SQ
TB-4848-AC-W-SQR
TB-4848-AC-W-SQT
TB-4848-AC-W-DT
TB-4848-AC-W-SR

Square Table, 48" Width,

ACRYLIC Edge;

with WOOD Leg Option:

Square
Square Radius
Square Tapered
Diameter Tapered
Safari

48" 48" 29"

48" 48" 29"

\$ 1,486
\$ 1,486
\$ 1,727
\$ 1,920
\$ 1,929

Each Table Top is constructed using a 1" thick top with a Plastic Laminate top surface.

All Metal legs are coated electrostatically with an epoxy powder coat paint.

NOTES:

- * Table heights of 25" (children), 27" (youth), and 32" (wheelchair) are available by request.
- * Color of Metal Paint must be specified at the time of order.
- * Caster Leg options are recommended for Reading/Multipurpose Tables options and not meant to be used for stationary computer workstations.
- * For all tables with casters legs, only 2 legs will have casters, and the other legs will have levelers. This will create a "wheelbarrow" style of table which will ensure ease of mobility.
- * Color of the Caster Option must be specified at the time of order.

with METAL Leg Option:


TB-4848-AC-M-SQ
TB-4848-AC-M-SS
TB-4848-AC-M-D
TB-4848-AC-M-DS
TB-4848-AC-M-BO
TB-4848-AC-MC-SQ
TB-4848-AC-MC-SS
TB-4848-AC-MC-D
TB-4848-AC-MC-DS

Square
Square & Stem
Diameter
Diameter & Stem
Balloon
Square with Casters
Square & Stem with Casters
Diameter with Casters
Diameter & Stem with Casters

48" 48" 29"


\$ 1,383
\$ 2,045
\$ 1,383
\$ 2,045
\$ 1,547
\$ 1,734
\$ 2,394
\$ 1,734
\$ 2,394

Edge Option:




"AC"
2 mm Acrylic Edge

Metal Leg Options:



"M-SQ" Square 2"
"M-SS" Square Stem 2"
"M-D" Diameter 2"
"M-DS" Diameter Stem 2"
"M-BO" Balloon 2 1/2"
"FP" Flat Pedestal Base
"TP" Trumpet Base

Wood Leg Options:



"W-SQ" Square 2 3/8"
"W-SQR" Square Radius 2 3/8"
"W-SQT" Square Tapered 2 3/8"
"W-DT" Diameter Tapered 2 3/8"
"W-SR" Safari 2 3/8"



"MC" Caster Option:
Available on all Metal Legs ONLY, with exception of the Balloon leg and Metal Bases.

MODEL NUMBER

PRODUCT

WIDTH DEPTH HEIGHT

PRICE

DESCRIPTION



*Shown Above:
TB-4848-SQ-M-D



*Square Table Shape

- TB-4848-SQ-W-SQ
- TB-4848-SQ-W-SQR
- TB-4848-SQ-W-SQT
- TB-4848-SQ-W-DT
- TB-4848-SQ-W-SR

Square Table, 48" Width,
SQUARE Edge;
with WOOD Leg Option:
Square
Square Radius
Square Tapered
Diameter Tapered
Safari

48" 48" 29"

- \$ 1,727
- \$ 1,727
- \$ 1,958
- \$ 2,162
- \$ 2,169

- TB-4848-SQ-M-SQ
- TB-4848-SQ-M-SS
- TB-4848-SQ-M-D
- TB-4848-SQ-M-DS
- TB-4848-SQ-M-BO
- TB-4848-SQ-MC-SQ
- TB-4848-SQ-MC-SS
- TB-4848-SQ-MC-D
- TB-4848-SQ-MC-DS

with METAL Leg Option:
Square
Square & Stem
Diameter
Diameter & Stem
Balloon
Square with Casters
Square & Stem with Casters
Diameter with Casters
Diameter & Stem with Casters

48" 48" 29"

- \$ 1,624
- \$ 2,277
- \$ 1,624
- \$ 2,277
- \$ 1,780
- \$ 1,976
- \$ 2,636
- \$ 1,976
- \$ 2,636

Each Table Top is constructed using a 1 1/8" thick top with a Plastic Laminate top surface.

All Metal legs are coated electrostatically with an epoxy powder coat paint.

NOTES:


- * Table heights of 25" (children), 27" (youth), and 32" (wheelchair) are available by request.
- * Color of Metal Paint must be specified at the time of order.
- * Caster Leg options are recommended for Reading/Multipurpose Tables options and not meant to be used for stationary computer workstations.
- * For all tables with casters legs, only 2 legs will have casters, and the other legs will have levelers. This will create a "wheelbarrow" style of table which will ensure ease of mobility.
- * Color of the Caster Option must be specified at the time of order.

Edge Option:



"SQ"
1/4" Square Edge

Metal Leg Options:



"M-SQ" Square 2"
"M-SS" Square Stem 2"
"M-D" Diameter 2"
"M-DS" Diameter Stem 2"
"M-BO" Balloon 2 1/2"

Wood Leg Options:



"W-SQ" Square 2 3/8"
"W-SQR" Square Radius 2 3/8"
"W-SQT" Square Tapered 2 3/8"
"W-DT" Diameter Tapered 2 3/8"
"W-SR" Safari 2 3/8"



Black/Black White/Grey Silver/Orange Mirror Finish/Grey

"MC" Caster Option:
Available on all Metal Legs ONLY, with exception of the Balloon leg and Metal Bases.

MODEL NUMBER

PRODUCT

WIDTH DEPTH HEIGHT

PRICE

DESCRIPTION



*Shown Above:
TB-4848-DSQ-M-D



*Square Table Shape

TB-4848-DSQ-W-SQ	Square	48"	48"	29"
TB-4848-DSQ-W-SQR	Square Radius			
TB-4848-DSQ-W-SQT	Square Tapered			
TB-4848-DSQ-W-DT	Diameter Tapered			
TB-4848-DSQ-W-SR	Safari			
with WOOD Leg Option:				
TB-4848-DSQ-M-SQ	Square	48"	48"	29"
TB-4848-DSQ-M-SS	Square & Stem			
TB-4848-DSQ-M-D	Diameter			
TB-4848-DSQ-M-DS	Diameter & Stem			
TB-4848-DSQ-M-BO	Balloon			
TB-4848-DSQ-MC-SQ	Square with Casters			
TB-4848-DSQ-MC-SS	Square & Stem with Casters			
TB-4848-DSQ-MC-D	Diameter with Casters			
TB-4848-DSQ-MC-DS	Diameter & Stem with Casters			

\$ 1,851
\$ 1,851
\$ 2,091
\$ 2,286
\$ 2,293

\$ 1,748
\$ 2,401
\$ 1,748
\$ 2,401
\$ 1,904
\$ 2,100
\$ 2,760
\$ 2,100
\$ 2,760

Each Table Top is constructed using a 1 1/8" thick top with a Plastic Laminate top surface.

All Metal legs are coated electrostatically with an epoxy powder coat paint.


NOTES:

- * Table heights of 25" (children), 27" (youth), and 32" (wheelchair) are available by request.
- * Color of Metal Paint must be specified at the time of order.
- * Caster Leg options are recommended for Reading/Multipurpose Tables options and not meant to be used for stationary computer workstations.
- * For all tables with casters legs, only 2 legs will have casters, and the other legs will have levelers. This will create a "wheelbarrow" style of table which will ensure ease of mobility.
- * Color of the Caster Option must be specified at the time of order.


Edge Option:



Metal Leg Options:



Wood Leg Options:



"MC" Caster Option:
Available on all Metal Legs ONLY, with exception of the Balloon leg and Metal Bases.

MODEL NUMBER

PRODUCT

WIDTH DEPTH HEIGHT

PRICE

DESCRIPTION



*Shown Above:
TB-4848-DBN-M-D



*Square Table Shape

- TB-4848-DBN-W-SQ
- TB-4848-DBN-W-SQR
- TB-4848-DBN-W-SQT
- TB-4848-DBN-W-DT
- TB-4848-DBN-W-SR

Square Table, 48" Width,
DROPPED BULLNOSE Edge;
with WOOD Leg Option: 48" 48" 29"
Square
Square Radius
Square Tapered
Diameter Tapered
Safari

- TB-4848-DBN-M-SQ
- TB-4848-DBN-M-SS
- TB-4848-DBN-M-D
- TB-4848-DBN-M-DS
- TB-4848-DBN-M-BO
- TB-4848-DBN-MC-SQ
- TB-4848-DBN-MC-SS
- TB-4848-DBN-MC-D
- TB-4848-DBN-MC-DS

with METAL Leg Option: 48" 48" 29"
Square
Square & Stem
Diameter
Diameter & Stem
Balloon
Square with Casters
Square & Stem with Casters
Diameter with Casters
Diameter & Stem with Casters

- \$ 1,865
- \$ 1,865
- \$ 2,100
- \$ 2,301
- \$ 2,309

- \$ 1,765
- \$ 2,417
- \$ 1,765
- \$ 2,417
- \$ 1,920
- \$ 2,115
- \$ 2,775
- \$ 2,115
- \$ 2,775

Each Table Top is constructed using a 1 1/8" thick top with a Plastic Laminate top surface.

All Metal legs are coated electrostatically with an epoxy powder coat paint.

NOTES:

- * Table heights of 25" (children), 27" (youth), and 32" (wheelchair) are available by request.
- * Color of Metal Paint must be specified at the time of order.
- * Caster Leg options are recommended for Reading/Multipurpose Tables options and not meant to be used for stationary computer workstations.
- * For all tables with casters legs, only 2 legs will have casters, and the other legs will have levelers. This will create a "wheelbarrow" style of table which will ensure ease of mobility.
- * Color of the Caster Option must be specified at the time of order.


Edge Option:



"DBN"


3/4" Dropped Bullnoses Edge

Metal Leg Options:



- "M-SQ" Square 2"
- "M-SS" Square Stem 2"
- "M-D" Diameter 2"
- "M-DS" Diameter Stem 2"
- "M-BO" Balloon 2 1/2"

Wood Leg Options:



- "W-SQ" Square 2 3/8"
- "W-SQR" Square Radius 2 3/8"
- "W-SQT" Square Tapered 2 3/8"
- "W-DT" Diameter Tapered 2 3/8"
- "W-SR" Safari 2 3/8"



- Black/Black
- White/Grey
- Silver/Orange
- Mirror Finish/Grey

"MC" Caster Option:
Available on all Metal Legs ONLY, with exception of the Balloon leg and Metal Bases.

MODEL NUMBER

PRODUCT

WIDTH DEPTH HEIGHT

PRICE

DESCRIPTION



*Shown Above:
TB-4848-DCH-M-D



*Square Table Shape

- TB-4848-DCH-W-SQ
- TB-4848-DCH-W-SQR
- TB-4848-DCH-W-SQT
- TB-4848-DCH-W-DT
- TB-4848-DCH-W-SR

Square Table, 48" Width,
DROPPED CHAMFERED Edge;
with WOOD Leg Option: 48" 48" 29"

- Square
- Square Radius
- Square Tapered
- Diameter Tapered
- Safari

- \$ 1,865
- \$ 1,865
- \$ 2,100
- \$ 2,301
- \$ 2,309

Each Table Top is constructed using a 1 1/8" thick top with a Plastic Laminate top surface.
All Metal legs are coated electrostatically with an epoxy powder coat paint.
NOTES:
* Table heights of 25" (children), 27" (youth), and 32" (wheelchair) are available by request.
* Color of Metal Paint must be specified at the time of order.
* Caster Leg options are recommended for Reading/Multipurpose Tables options and not meant to be used for stationary computer workstations.
* For all tables with casters legs, only 2 legs will have casters, and the other legs will have levelers. This will create a "wheelbarrow" style of table which will ensure ease of mobility.
* Color of the Caster Option must be specified at the time of order.

- TB-4848-DCH-M-SQ
- TB-4848-DCH-M-SS
- TB-4848-DCH-M-D
- TB-4848-DCH-M-DS
- TB-4848-DCH-M-BO
- TB-4848-DCH-MC-SQ
- TB-4848-DCH-MC-SS
- TB-4848-DCH-MC-D
- TB-4848-DCH-MC-DS

with METAL Leg Option: 48" 48" 29"

- Square
- Square & Stem
- Diameter
- Diameter & Stem
- Balloon
- Square with Casters
- Square & Stem with Casters
- Diameter with Casters
- Diameter & Stem with Casters

- \$ 1,765
- \$ 2,417
- \$ 1,765
- \$ 2,417
- \$ 1,920
- \$ 2,115
- \$ 2,775
- \$ 2,115
- \$ 2,775


Edge Option:



"DCH"

5/8" Dropped Chamfered Edge

Metal Leg Options:



- "M-SQ" Square 2"
- "M-SS" Square Stem 2"
- "M-D" Diameter 2"
- "M-DS" Diameter Stem 2"
- "M-BO" Balloon 2 1/2"

Wood Leg Options:



- "W-SQ" Square 2 3/8"
- "W-SQR" Square Radius 2 3/8"
- "W-SQT" Square Tapered 2 3/8"
- "W-DT" Diameter Tapered 2 3/8"
- "W-SR" Safari 2 3/8"



- Black/Black
- White/Grey
- Silver/Orange
- Mirror Finish/Grey

"MC" Caster Option:
Available on all Metal Legs ONLY, with exception of the Balloon leg and Metal Bases.

MODEL NUMBER

PRODUCT


WIDTH DEPTH HEIGHT

PRICE

DESCRIPTION



*Shown Above:
TB-4848-AL-M-D



*Square Table Shape

TB-4848-AL-W-SQ
TB-4848-AL-W-SQR
TB-4848-AL-W-SQT
TB-4848-AL-W-DT
TB-4848-AL-W-SR

Square Table, 48" Width,
ALUMINUM Edge;
with WOOD Leg Option:
Square
Square Radius
Square Tapered
Diameter Tapered
Safari

48" 48" 29"

\$ 1,624
\$ 1,624
\$ 1,865
\$ 2,069
\$ 2,076

TB-4848-AL-M-SQ
TB-4848-AL-M-SS
TB-4848-AL-M-D
TB-4848-AL-M-DS
TB-4848-AL-M-BO
TB-4848-AL-MC-SQ
TB-4848-AL-MC-SS
TB-4848-AL-MC-D
TB-4848-AL-MC-DS

with METAL Leg Option:
Square
Square & Stem
Diameter
Diameter & Stem
Balloon
Square with Casters
Square & Stem with Casters
Diameter with Casters
Diameter & Stem with Casters

48" 48" 29"

\$ 1,531
\$ 2,184
\$ 1,531
\$ 2,184
\$ 1,687
\$ 1,873
\$ 2,542
\$ 1,873
\$ 2,542

TB-4848-AL-FP1
TB-4848-AL-FP2
TB-4848-AL-FP3
TB-4848-AL-TP1
TB-4848-AL-TP2
TB-4848-AL-TP3

Flat Pedestal 19" H
Flat Pedestal 29" H
Flat Pedestal 42" H
Trumpet 19" H
Trumpet 29" H
Trumpet 42" H

48" 48" 19"
48" 48" 29"
48" 48" 42"
48" 48" 19"
48" 48" 29"
48" 48" 42"

\$ 2,884
\$ 2,884
\$ 3,010
\$ 1,952
\$ 1,952
\$ 2,231


Each Table Top is constructed using a 1 1/8" thick top with a Plastic Laminate top surface.

All Metal legs are coated electrostatically with an epoxy powder coat paint.

NOTES:

- * Table heights of 25" (children), 27" (youth), and 32" (wheelchair) are available by request.
- * Color of Metal Paint must be specified at the time of order.
- * Caster Leg options are recommended for Reading/Multipurpose Tables options and not meant to be used for stationary computer workstations.
- * For all tables with casters legs, only 2 legs will have casters, and the other legs will have levelers. This will create a "wheelbarrow" style of table which will ensure ease of mobility.
- * Color of the Caster Option must be specified at the time of order.

Edge Option:




"AL"

2 mm Aluminum Edge

*All table corners will be given a 6-inch radius for this edge option.

Metal Leg Options:



"M-SQ"
Square
2"

"M-SS"
Square
Stem 2"

"M-D"
Diameter
2"


"M-DS"
Diameter
Stem 2"

"M-BO"
Balloon
2 1/2"

"FP"
Flat Pedestal
Base

"TP"
Trumpet
Base

Wood Leg Options:



"W-SQ"
Square
2 3/8"

"W-SQR"
Square
Radius
2 3/8"

"W-SQT"
Square
Tapered
2 3/8"

"W-DT"
Diameter
Tapered
2 3/8"

"W-SR"
Safari
2 3/8"



Black/
Black

White/
Grey

Silver/
Orange

Mirror Finish/
Grey

"MC" Caster Option:

Available on all Metal Legs ONLY, with exception of the Balloon leg and Metal Bases.

MODEL NUMBER

PRODUCT

WIDTH DEPTH HEIGHT

PRICE

DESCRIPTION



*Shown Above:
TB-3624-AC-M-D



*Rectangle Table Shape

- TB-3624-AC-W-SQ
- TB-3624-AC-W-SQR
- TB-3624-AC-W-SQT
- TB-3624-AC-W-DT
- TB-3624-AC-W-SR

Rectangle Table, 36" Width,
ACRYLIC Edge;
with WOOD Leg Option:
Square
Square Radius
Square Tapered
Diameter Tapered
Safari

36" 24" 29"

- \$ 1,259
- \$ 1,259
- \$ 1,500
- \$ 1,703
- \$ 1,710

- TB-3624-AC-M-SQ
- TB-3624-AC-M-SS
- TB-3624-AC-M-D
- TB-3624-AC-M-DS
- TB-3624-AC-M-BO
- TB-3624-AC-MC-SQ
- TB-3624-AC-MC-SS
- TB-3624-AC-MC-D
- TB-3624-AC-MC-DS

with METAL Leg Option:
Square
Square & Stem
Diameter
Diameter & Stem
Balloon
Square with Casters
Square & Stem with Casters
Diameter with Casters
Diameter & Stem with Casters

36" 24" 29"

- \$ 1,158
- \$ 1,819
- \$ 1,158
- \$ 1,819
- \$ 1,323
- \$ 1,508
- \$ 2,169
- \$ 1,508
- \$ 2,169

EO-3624-AC-S

Boxy Frame

36" 24" 29"

\$ 1,493


Each Table Top is constructed using a 1" thick top with a Plastic Laminate top surface.

All Metal legs are coated electrostatically with an epoxy powder coat paint.

NOTES:


- * Table heights of 25" (children), 27" (youth), and 32" (wheelchair) are available by request.
- * Color of Metal Paint must be specified at the time of order.
- * Caster Leg options are recommended for Reading/Multipurpose Tables options and not meant to be used for stationary computer workstations.
- * For all tables with casters legs, only 2 legs will have casters, and the other legs will have levelers. This will create a "wheelbarrow" style of table which will ensure ease of mobility.
- * Color of the Caster Option must be specified at the time of order.

Edge Option:




"AC"
2 mm Acrylic Edge

Metal Leg Options:



"M-SQ" Square 2"
"M-SS" Square Stem 2"
"M-D" Diameter 2"
"M-DS" Diameter Stem 2"
"M-BO" Balloon 2 1/2"
"S" Boxy Frame Base

Wood Leg Options:



"W-SQ" Square 2 3/8"
"W-SQR" Square Radius 2 3/8"
"W-SQT" Square Tapered 2 3/8"
"W-DT" Diameter Tapered 2 3/8"
"W-SR" Safari 2 3/8"



"MC" Caster Option:
Available on all Metal Legs ONLY, with exception of the Balloon leg and Metal Bases.

MODEL NUMBER

PRODUCT

WIDTH DEPTH HEIGHT

PRICE

DESCRIPTION



*Shown Above:
TB-3624-SQ-M-D



*Rectangle Table Shape

- TB-3624-SQ-W-SQ
- TB-3624-SQ-W-SQR
- TB-3624-SQ-W-SQT
- TB-3624-SQ-W-DT
- TB-3624-SQ-W-SR

Rectangle Table, 36" Width,
SQUARE Edge;
with WOOD Leg Option:
Square
Square Radius
Square Tapered
Diameter Tapered
Safari

36" 24" 29"

- \$ 1,406
- \$ 1,406
- \$ 1,648
- \$ 1,851
- \$ 1,858

- TB-3624-SQ-M-SQ
- TB-3624-SQ-M-SS
- TB-3624-SQ-M-D
- TB-3624-SQ-M-DS
- TB-3624-SQ-M-BO
- TB-3624-SQ-MC-SQ
- TB-3624-SQ-MC-SS
- TB-3624-SQ-MC-D
- TB-3624-SQ-MC-DS

with METAL Leg Option:
Square
Square & Stem
Diameter
Diameter & Stem
Balloon
Square with Casters
Square & Stem with Casters
Diameter with Casters
Diameter & Stem with Casters

36" 24" 29"

- \$ 1,306
- \$ 1,965
- \$ 1,306
- \$ 1,965
- \$ 1,469
- \$ 1,656
- \$ 2,317
- \$ 1,656
- \$ 2,317

Each Table Top is constructed using a 1 1/8" thick top with a Plastic Laminate top surface.

All Metal legs are coated electrostatically with an epoxy powder coat paint.

NOTES:


- * Table heights of 25" (children), 27" (youth), and 32" (wheelchair) are available by request.
- * Color of Metal Paint must be specified at the time of order.
- * Caster Leg options are recommended for Reading/Multipurpose Tables options and not meant to be used for stationary computer workstations.
- * For all tables with casters legs, only 2 legs will have casters, and the other legs will have levelers. This will create a "wheelbarrow" style of table which will ensure ease of mobility.
- * Color of the Caster Option must be specified at the time of order.

Edge Option:




"SQ"
1/4" Square Edge

Metal Leg Options:



"M-SQ" Square 2"
"M-SS" Square Stem 2"
"M-D" Diameter 2"
"M-DS" Diameter Stem 2"
"M-BO" Balloon 2 1/2"

Wood Leg Options:



"W-SQ" Square 2 3/8"
"W-SQR" Square Radius 2 3/8"
"W-SQT" Square Tapered 2 3/8"
"W-DT" Diameter Tapered 2 3/8"
"W-SR" Safari 2 3/8"



Black/Black White/Grey Silver/Orange Mirror Finish/Grey

"MC" Caster Option:
Available on all Metal Legs ONLY, with exception of the Balloon leg and Metal Bases.

MODEL NUMBER

PRODUCT

WIDTH DEPTH HEIGHT

PRICE

DESCRIPTION



*Shown Above:
TB-3624-DSQ-M-D



*Rectangle Table Shape

TB-3624-DSQ-W-SQ	Square	36"	24"	29"
TB-3624-DSQ-W-SQR	Square Radius	36"	24"	29"
TB-3624-DSQ-W-SQT	Square Tapered	36"	24"	29"
TB-3624-DSQ-W-DT	Diameter Tapered	36"	24"	29"
TB-3624-DSQ-W-SR	Safari	36"	24"	29"
with METAL Leg Option:				
TB-3624-DSQ-M-SQ	Square	36"	24"	29"
TB-3624-DSQ-M-SS	Square & Stem	36"	24"	29"
TB-3624-DSQ-M-D	Diameter	36"	24"	29"
TB-3624-DSQ-M-DS	Diameter & Stem	36"	24"	29"
TB-3624-DSQ-M-BO	Balloon	36"	24"	29"
TB-3624-DSQ-MC-SQ	Square with Casters	36"	24"	29"
TB-3624-DSQ-MC-SS	Square & Stem with Casters	36"	24"	29"
TB-3624-DSQ-MC-D	Diameter with Casters	36"	24"	29"
TB-3624-DSQ-MC-DS	Diameter & Stem with Casters	36"	24"	29"

\$ 1,454
\$ 1,454
\$ 1,687
\$ 1,889
\$ 1,897

\$ 1,354
\$ 2,014
\$ 1,354
\$ 2,014
\$ 1,508
\$ 1,703
\$ 2,363
\$ 1,703
\$ 2,363

Each Table Top is constructed using a 1 1/8" thick top with a Plastic Laminate top surface.

All Metal legs are coated electrostatically with an epoxy powder coat paint.


NOTES:

- * Table heights of 25" (children), 27" (youth), and 32" (wheelchair) are available by request.
- * Color of Metal Paint must be specified at the time of order.
- * Caster Leg options are recommended for Reading/Multipurpose Tables options and not meant to be used for stationary computer workstations.
- * For all tables with casters legs, only 2 legs will have casters, and the other legs will have levelers. This will create a "wheelbarrow" style of table which will ensure ease of mobility.
- * Color of the Caster Option must be specified at the time of order.


Edge Option:



Metal Leg Options:



Wood Leg Options:



"MC" Caster Option:
Available on all Metal Legs ONLY, with exception of the Balloon leg and Metal Bases.

MODEL NUMBER

PRODUCT


WIDTH DEPTH HEIGHT

PRICE

DESCRIPTION



*Shown Above:
TB-3624-DBN-M-D



*Rectangle Table Shape

- TB-3624-DBN-W-SQ
- TB-3624-DBN-W-SQR
- TB-3624-DBN-W-SQT
- TB-3624-DBN-W-DT
- TB-3624-DBN-W-SR

with WOOD Leg Option:

- Square
- Square Radius
- Square Tapered
- Diameter Tapered
- Safari

36" 24" 29"

- \$ 1,469
- \$ 1,469
- \$ 1,703
- \$ 1,904
- \$ 1,920

NOTES:

- * Table heights of 25" (children), 27" (youth), and 32" (wheelchair) are available by request.
- * Color of Metal Paint must be specified at the time of order.
- * Caster Leg options are recommended for Reading/Multipurpose Tables options and not meant to be used for stationary computer workstations.
- * For all tables with casters legs, only 2 legs will have casters, and the other legs will have levelers. This will create a "wheelbarrow" style of table which will ensure ease of mobility.
- * Color of the Caster Option must be specified at the time of order.

with METAL Leg Option:

- TB-3624-DBN-M-SQ Square
- TB-3624-DBN-M-SS Square & Stem
- TB-3624-DBN-M-D Diameter
- TB-3624-DBN-M-DS Diameter & Stem
- TB-3624-DBN-M-BO Balloon
- TB-3624-DBN-MC-SQ Square with Casters
- TB-3624-DBN-MC-SS Square & Stem with Casters
- TB-3624-DBN-MC-D Diameter with Casters
- TB-3624-DBN-MC-DS Diameter & Stem with Casters

36" 24" 29"

- \$ 1,369
- \$ 2,029
- \$ 1,369
- \$ 2,029
- \$ 1,531
- \$ 1,717
- \$ 2,379
- \$ 1,717
- \$ 2,379


Edge Option:



"DBN"


3/4" Dropped Bullnoses Edge

Metal Leg Options:



"M-SQ" Square 2"
"M-SS" Square Stem 2"
"M-D" Diameter 2"
"M-DS" Diameter Stem 2"
"M-BO" Balloon 2 1/2"

Wood Leg Options:



"W-SQ" Square 2 3/8"
"W-SQR" Square Radius 2 3/8"
"W-SQT" Square Tapered 2 3/8"
"W-DT" Diameter Tapered 2 3/8"
"W-SR" Safari 2 3/8"




Black/Black White/Grey Silver/Orange Mirror Finish/Grey

"MC" Caster Option:
Available on all Metal Legs ONLY, with exception of the Balloon leg and Metal Bases.



*Shown Above:
TB-3624-DCH-M-D



*Rectangle Table Shape

MODEL NUMBER	PRODUCT	WIDTH	DEPTH	HEIGHT
	Rectangle Table, 36" Width, DROPPED CHAMFERED Edge;	36"	24"	29"
	with WOOD Leg Option:	36"	24"	29"
TB-3624-DCH-W-SQ	Square			
TB-3624-DCH-W-SQR	Square Radius			
TB-3624-DCH-W-SQT	Square Tapered			
TB-3624-DCH-W-DT	Diameter Tapered			
TB-3624-DCH-W-SR	Safari			
	with METAL Leg Option:	36"	24"	29"
TB-3624-DCH-M-SQ	Square			
TB-3624-DCH-M-SS	Square & Stem			
TB-3624-DCH-M-D	Diameter			
TB-3624-DCH-M-DS	Diameter & Stem			
TB-3624-DCH-M-BO	Balloon			
TB-3624-DCH-MC-SQ	Square with Casters			
TB-3624-DCH-MC-SS	Square & Stem with Casters			
TB-3624-DCH-MC-D	Diameter with Casters			
TB-3624-DCH-MC-DS	Diameter & Stem with Casters			

PRICE DESCRIPTION

Each Table Top is constructed using a 1 1/8" thick top with a Plastic Laminate top surface.

All Metal legs are coated electrostatically with an epoxy powder coat paint.

NOTES:
 * Table heights of 25" (children), 27" (youth), and 32" (wheelchair) are available by request.
 * Color of Metal Paint must be specified at the time of order.
 * Caster Leg options are recommended for Reading/Multipurpose Tables options and not meant to be used for stationary computer workstations.
 * For all tables with casters legs, only 2 legs will have casters, and the other legs will have levelers. This will create a "wheelbarrow" style of table which will ensure ease of mobility.
 * Color of the Caster Option must be specified at the time of order.

\$ 1,469
 \$ 1,469
 \$ 1,703
 \$ 1,904
 \$ 1,920


\$ 1,369
 \$ 2,029
 \$ 1,369
 \$ 2,029
 \$ 1,531
 \$ 1,717
 \$ 2,379
 \$ 1,717
 \$ 2,379

Edge Option:




"DCH"
5/8" Dropped Chamfered Edge

Metal Leg Options:



"M-SQ" Square 2"
 "M-SS" Square Stem 2"
 "M-D" Diameter 2"
 "M-DS" Diameter Stem 2"
 "M-BO" Balloon 2 1/2"

Wood Leg Options:




"W-SQ" Square 2 3/8"
 "W-SQR" Square Radius 2 3/8"
 "W-SQT" Square Tapered 2 3/8"
 "W-DT" Diameter Tapered 2 3/8"
 "W-SR" Safari 2 3/8"



"MC" Caster Option:
Available on all Metal Legs ONLY, with exception of the Balloon leg and Metal Bases.



*Shown Above:
TB-3624-AL-M-D



*Rectangle Table Shape

MODEL NUMBER	PRODUCT	WIDTH	DEPTH	HEIGHT
	Rectangle Table, 36" Width,	36"	24"	29"
	ALUMINUM Edge;			
	with WOOD Leg Option:	36"	24"	29"
TB-3624-AL-W-SQ	Square			
TB-3624-AL-W-SQR	Square Radius			
TB-3624-AL-W-SQT	Square Tapered			
TB-3624-AL-W-DT	Diameter Tapered			
TB-3624-AL-W-SR	Safari			
	with METAL Leg Option:	36"	24"	29"
TB-3624-AL-M-SQ	Square			
TB-3624-AL-M-SS	Square & Stem			
TB-3624-AL-M-D	Diameter			
TB-3624-AL-M-DS	Diameter & Stem			
TB-3624-AL-M-BO	Balloon			
TB-3624-AL-MC-SQ	Square with Casters			
TB-3624-AL-MC-SS	Square & Stem with Casters			
TB-3624-AL-MC-D	Diameter with Casters			
TB-3624-AL-MC-DS	Diameter & Stem with Casters			

PRICE DESCRIPTION

Each Table Top is constructed using a 1 1/8" thick top with a Plastic Laminate top surface.

All Metal legs are coated electrostatically with an epoxy powder coat paint.

NOTES:

- * Table heights of 25" (children), 27" (youth), and 32" (wheelchair) are available by request.
- * Color of Metal Paint must be specified at the time of order.
- * Caster Leg options are recommended for Reading/Multipurpose Tables options and not meant to be used for stationary computer workstations.
- * For all tables with casters legs, only 2 legs will have casters, and the other legs will have levelers. This will create a "wheelbarrow" style of table which will ensure ease of mobility.
- * Color of the Caster Option must be specified at the time of order.

\$ 1,375
\$ 1,375
\$ 1,610
\$ 1,811
\$ 1,819


\$ 1,275
\$ 1,929
\$ 1,275
\$ 1,929
\$ 1,431
\$ 1,624
\$ 2,286
\$ 1,624
\$ 2,286

Edge Option:




2 mm Aluminum Edge *All table corners will be given a 6-inch radius for this edge option.

Metal Leg Options:



Wood Leg Options:



"MC" Caster Option:
Available on all Metal Legs ONLY, with exception of the Balloon leg and Metal Bases.

MODEL NUMBER
PRODUCT
WIDTH DEPTH HEIGHT
PRICE
DESCRIPTION


*Shown Above:
TB-4824-AC-M-D



*Rectangle Table Shape


MODEL NUMBER	PRODUCT	WIDTH	DEPTH	HEIGHT	PRICE
	Rectangle Table, 48" Width, 24" Depth	48"	24"	29"	
	ACRYLIC Edge;				
	with WOOD Leg Option:	48"	24"	29"	
TB-4824-AC-W-SQ	Square				\$ 1,306
TB-4824-AC-W-SQR	Square Radius				\$ 1,306
TB-4824-AC-W-SQT	Square Tapered				\$ 1,547
TB-4824-AC-W-DT	Diameter Tapered				\$ 1,748
TB-4824-AC-W-SR	Safari				\$ 1,757
	with METAL Leg Option:	48"	24"	29"	
TB-4824-AC-M-SQ	Square				\$ 1,212
TB-4824-AC-M-SS	Square & Stem				\$ 1,865
TB-4824-AC-M-D	Diameter				\$ 1,212
TB-4824-AC-M-DS	Diameter & Stem				\$ 1,865
TB-4824-AC-M-BO	Balloon				\$ 1,369
TB-4824-AC-MC-SQ	Square with Casters				\$ 1,555
TB-4824-AC-MC-SS	Square & Stem with Casters				\$ 2,215
TB-4824-AC-MC-D	Diameter with Casters				\$ 1,555
TB-4824-AC-MC-DS	Diameter & Stem with Casters				\$ 2,215
EO-4824-AC-S	Boxy Frame	48"	24"	29"	\$ 1,571
	Rectangle Table, 48" Width, 30" Depth	48"	30"	29"	
	with WOOD Leg Option:	48"	30"	29"	
TB-4830-AC-W-SQ	Square				\$ 1,354
TB-4830-AC-W-SQR	Square Radius				\$ 1,354
TB-4830-AC-W-SQT	Square Tapered				\$ 1,586
TB-4830-AC-W-DT	Diameter Tapered				\$ 1,788
TB-4830-AC-W-SR	Safari				\$ 1,804
	with METAL Leg Option:	48"	30"	29"	
TB-4830-AC-M-SQ	Square				\$ 1,251
TB-4830-AC-M-SS	Square & Stem				\$ 1,904
TB-4830-AC-M-D	Diameter				\$ 1,251
TB-4830-AC-M-DS	Diameter & Stem				\$ 1,904
TB-4830-AC-M-BO	Balloon				\$ 1,406
TB-4830-AC-MC-SQ	Square with Casters				\$ 1,602
TB-4830-AC-MC-SS	Square & Stem with Casters				\$ 2,263
TB-4830-AC-MC-D	Diameter with Casters				\$ 1,602
TB-4830-AC-MC-DS	Diameter & Stem with Casters				\$ 2,263
EO-4830-AC-S	Boxy Frame	48"	30"	29"	\$ 1,633

Each Table Top is constructed using a 1" thick top with a Plastic Laminate top surface.



All Metal legs are coated electrostatically with an epoxy powder coat paint.

NOTES:

- * Table heights of 25" (children), 27" (youth), and 32" (wheelchair) are available by request.
- * Color of Metal Paint must be specified at the time of order.
- * Caster Leg options are recommended for Reading/Multipurpose Tables options and not meant to be used for stationary computer workstations.
- * For all tables with casters legs, only 2 legs will have casters, and the other legs will have levelers. This will create a "wheelbarrow" style of table which will ensure ease of mobility.
- * Color of the Caster Option must be specified at the time of order.

Edge Option:


"AC"
2 mm Acrylic Edge

Metal Leg Options:

Wood Leg Options:


"MC" Caster Option:
Available on all Metal Legs ONLY, with exception of the Balloon leg and Metal Bases.

MODEL NUMBER

PRODUCT

WIDTH DEPTH HEIGHT

PRICE

DESCRIPTION



*Shown Above:
TB-4824-SQ-M-D



*Rectangle Table Shape

MODEL NUMBER	PRODUCT	WIDTH	DEPTH	HEIGHT	PRICE
	Rectangle Table, 48" Width, 24" Depth	48"	24"	29"	
	SQUARE Edge;				
	with WOOD Leg Option:	48"	24"	29"	
TB-4824-SQ-W-SQ	Square				\$ 1,486
TB-4824-SQ-W-SQR	Square Radius				\$ 1,486
TB-4824-SQ-W-SQT	Square Tapered				\$ 1,727
TB-4824-SQ-W-DT	Diameter Tapered				\$ 1,920
TB-4824-SQ-W-SR	Safari				\$ 1,929
	with METAL Leg Option:	48"	24"	29"	
TB-4824-SQ-M-SQ	Square				\$ 1,383
TB-4824-SQ-M-SS	Square & Stem				\$ 2,045
TB-4824-SQ-M-D	Diameter				\$ 1,383
TB-4824-SQ-M-DS	Diameter & Stem				\$ 2,045
TB-4824-SQ-M-BO	Balloon				\$ 1,547
TB-4824-SQ-MC-SQ	Square with Casters				\$ 1,734
TB-4824-SQ-MC-SS	Square & Stem with Casters				\$ 2,394
TB-4824-SQ-MC-D	Diameter with Casters				\$ 1,734
TB-4824-SQ-MC-DS	Diameter & Stem with Casters				\$ 2,394
	Rectangle Table, 48" Width, 30" Depth	48"	30"	29"	
	with WOOD Leg Option:	48"	30"	29"	
TB-4830-SQ-W-SQ	Square				\$ 1,547
TB-4830-SQ-W-SQR	Square Radius				\$ 1,547
TB-4830-SQ-W-SQT	Square Tapered				\$ 1,780
TB-4830-SQ-W-DT	Diameter Tapered				\$ 1,983
TB-4830-SQ-W-SR	Safari				\$ 1,989
	with METAL Leg Option:	48"	30"	29"	
TB-4830-SQ-M-SQ	Square				\$ 1,447
TB-4830-SQ-M-SS	Square & Stem				\$ 2,100
TB-4830-SQ-M-D	Diameter				\$ 1,447
TB-4830-SQ-M-DS	Diameter & Stem				\$ 2,100
TB-4830-SQ-M-BO	Balloon				\$ 1,602
TB-4830-SQ-MC-SQ	Square with Casters				\$ 1,795
TB-4830-SQ-MC-SS	Square & Stem with Casters				\$ 2,456
TB-4830-SQ-MC-D	Diameter with Casters				\$ 1,795
TB-4830-SQ-MC-DS	Diameter & Stem with Casters				\$ 2,456

Each Table Top is constructed using a 1 1/8" thick top with a Plastic Laminate top surface.

All Metal legs are coated electrostatically with an epoxy powder coat paint.


NOTES:

- * Table heights of 25" (children), 27" (youth), and 32" (wheelchair) are available by request.
- * Color of Metal Paint must be specified at the time of order.
- * Caster Leg options are recommended for Reading/Multipurpose Tables options and not meant to be used for stationary computer workstations.
- * For all tables with casters legs, only 2 legs will have casters, and the other legs will have levelers. This will create a "wheelbarrow" style of table which will ensure ease of mobility.
- * Color of the Caster Option must be specified at the time of order.


Edge Option:



Metal Leg Options:



Wood Leg Options:



"MC" Caster Option:
Available on all Metal Legs ONLY, with exception of the Balloon leg and Metal Bases.

MODEL NUMBER

PRODUCT

WIDTH DEPTH HEIGHT

PRICE

DESCRIPTION



*Shown Above:
TB-4824-DSQ-M-D



*Rectangle Table Shape

TB-4824-DSQ-W-SQ	Rectangle Table, 48" Width, 24" Depth	48"	24"	29"
DROPPED SQUARE Edge;				
TB-4824-DSQ-W-SQR	with WOOD Leg Option: Square Radius	48"	24"	29"
TB-4824-DSQ-W-SQT	Square Tapered			
TB-4824-DSQ-W-DT	Diameter Tapered			
TB-4824-DSQ-W-SR	Safari			
with METAL Leg Option:				
TB-4824-DSQ-M-SQ	Square	48"	24"	29"
TB-4824-DSQ-M-SS	Square & Stem			
TB-4824-DSQ-M-D	Diameter			
TB-4824-DSQ-M-DS	Diameter & Stem			
TB-4824-DSQ-M-BO	Balloon			
TB-4824-DSQ-MC-SQ	Square with Casters			
TB-4824-DSQ-MC-SS	Square & Stem with Casters			
TB-4824-DSQ-MC-D	Diameter with Casters			
TB-4824-DSQ-MC-DS	Diameter & Stem with Casters			

Each Table Top is constructed using a 1 1/8" thick top with a Plastic Laminate top surface.

All Metal legs are coated electrostatically with an epoxy powder coat paint.


NOTES:
 * Table heights of 25" (children), 27" (youth), and 32" (wheelchair) are available by request.
 * Color of Metal Paint must be specified at the time of order.
 * Caster Leg options are recommended for Reading/Multipurpose Tables options and not meant to be used for stationary computer workstations.
 * For all tables with casters legs, only 2 legs will have casters, and the other legs will have levelers. This will create a "wheelbarrow" style of table which will ensure ease of mobility.
 * Color of the Caster Option must be specified at the time of order.

\$ 1,578
\$ 1,578
\$ 1,811
\$ 2,014
\$ 2,022
\$ 1,478
\$ 2,130
\$ 1,478
\$ 2,130
\$ 1,633
\$ 1,827
\$ 2,487
\$ 1,827
\$ 2,487


Edge Option:



Metal Leg Options:



Wood Leg Options:



"MC" Caster Option:
 Available on all Metal Legs ONLY, with exception of the Balloon leg and Metal Bases.

\$ 1,641
\$ 1,641
\$ 1,873
\$ 2,076
\$ 2,091
\$ 1,540
\$ 2,200
\$ 1,540
\$ 2,200
\$ 1,703
\$ 1,897
\$ 2,551
\$ 1,897
\$ 2,551

MODEL NUMBER
PRODUCT
WIDTH DEPTH HEIGHT
PRICE
DESCRIPTION


*Shown Above:
TB-4824-DBN-M-D



*Rectangle Table Shape

MODEL NUMBER	PRODUCT	WIDTH	DEPTH	HEIGHT	PRICE
	Rectangle Table, 48" Width, 24" Depth	48"	24"	29"	
	DROPPED BULLNOSE Edge;				
	with WOOD Leg Option:	48"	24"	29"	
TB-4824-DBN-W-SQ	Square				\$ 1,593
TB-4824-DBN-W-SQR	Square Radius				\$ 1,593
TB-4824-DBN-W-SQT	Square Tapered				\$ 1,827
TB-4824-DBN-W-DT	Diameter Tapered				\$ 2,029
TB-4824-DBN-W-SR	Safari				\$ 2,045
	with METAL Leg Option:	48"	24"	29"	
TB-4824-DBN-M-SQ	Square				\$ 1,493
TB-4824-DBN-M-SS	Square & Stem				\$ 2,146
TB-4824-DBN-M-D	Diameter				\$ 1,493
TB-4824-DBN-M-DS	Diameter & Stem				\$ 2,146
TB-4824-DBN-M-BO	Balloon				\$ 1,656
TB-4824-DBN-MC-SQ	Square with Casters				\$ 1,841
TB-4824-DBN-MC-SS	Square & Stem with Casters				\$ 2,504
TB-4824-DBN-MC-D	Diameter with Casters				\$ 1,841
TB-4824-DBN-MC-DS	Diameter & Stem with Casters				\$ 2,504
	Rectangle Table, 48" Width, 30" Depth	48"	30"	29"	
	with WOOD Leg Option:	48"	30"	29"	
TB-4830-DBN-W-SQ	Square				\$ 1,656
TB-4830-DBN-W-SQR	Square Radius				\$ 1,656
TB-4830-DBN-W-SQT	Square Tapered				\$ 1,897
TB-4830-DBN-W-DT	Diameter Tapered				\$ 2,100
TB-4830-DBN-W-SR	Safari				\$ 2,107
	with METAL Leg Option:	48"	30"	29"	
TB-4830-DBN-M-SQ	Square				\$ 1,555
TB-4830-DBN-M-SS	Square & Stem				\$ 2,215
TB-4830-DBN-M-D	Diameter				\$ 1,555
TB-4830-DBN-M-DS	Diameter & Stem				\$ 2,215
TB-4830-DBN-M-BO	Balloon				\$ 1,717
TB-4830-DBN-MC-SQ	Square with Casters				\$ 1,912
TB-4830-DBN-MC-SS	Square & Stem with Casters				\$ 2,566
TB-4830-DBN-MC-D	Diameter with Casters				\$ 1,912
TB-4830-DBN-MC-DS	Diameter & Stem with Casters				\$ 2,566



Each Table Top is constructed using a 1 1/8" thick top with a Plastic Laminate top surface.

All Metal legs are coated electrostatically with an epoxy powder coat paint.


NOTES:
 * Table heights of 25" (children), 27" (youth), and 32" (wheelchair) are available by request.
 * Color of Metal Paint must be specified at the time of order.
 * Caster Leg options are recommended for Reading/Multipurpose Tables options and not meant to be used for stationary computer workstations.
 * For all tables with casters legs, only 2 legs will have casters, and the other legs will have levelers. This will create a "wheelbarrow" style of table which will ensure ease of mobility.
 * Color of the Caster Option must be specified at the time of order.

Edge Option:


"DBN"
3/4" Dropped Bullnoses Edge

Metal Leg Options:

Wood Leg Options:


"MC" Caster Option:
Available on all Metal Legs ONLY, with exception of the Balloon leg and Metal Bases.

MODEL NUMBER	PRODUCT	WIDTH	DEPTH	HEIGHT	PRICE	DESCRIPTION
	Rectangle Table, 48" Width, 24" Depth	48"	24"	29"		Each Table Top is constructed using a 1 1/8" thick top with a Plastic Laminate top surface.
	DROPPED CHAMFERED Edge;					All Metal legs are coated electrostatically with an epoxy powder coat paint.
	with WOOD Leg Option:	48"	24"	29"		NOTES: * Table heights of 25" (children), 27" (youth), and 32" (wheelchair) are available by request. * Color of Metal Paint must be specified at the time of order. * Caster Leg options are recommended for Reading/Multipurpose Tables options and not meant to be used for stationary computer workstations. * For all tables with casters legs, only 2 legs will have casters, and the other legs will have levelers. This will create a "wheelbarrow" style of table which will ensure ease of mobility. * Color of the Caster Option must be specified at the time of order.
TB-4824-DCH-W-SQ	Square				\$ 1,593	
TB-4824-DCH-W-SQR	Square Radius				\$ 1,593	
TB-4824-DCH-W-SQT	Square Tapered				\$ 1,827	
TB-4824-DCH-W-DT	Diameter Tapered				\$ 2,029	
TB-4824-DCH-W-SR	Safari				\$ 2,045	
	with METAL Leg Option:	48"	24"	29"		
TB-4824-DCH-M-SQ	Square				\$ 1,493	
TB-4824-DCH-M-SS	Square & Stem				\$ 2,146	
TB-4824-DCH-M-D	Diameter				\$ 1,493	
TB-4824-DCH-M-DS	Diameter & Stem				\$ 2,146	
TB-4824-DCH-M-BO	Balloon				\$ 1,656	
TB-4824-DCH-MC-SQ	Square with Casters				\$ 1,841	
TB-4824-DCH-MC-SS	Square & Stem with Casters				\$ 2,504	
TB-4824-DCH-MC-D	Diameter with Casters				\$ 1,841	
TB-4824-DCH-MC-DS	Diameter & Stem with Casters				\$ 2,504	
	Rectangle Table, 48" Width, 30" Depth	48"	30"	29"		
	with WOOD Leg Option:	48"	30"	29"		
TB-4830-DCH-W-SQ	Square				\$ 1,656	
TB-4830-DCH-W-SQR	Square Radius				\$ 1,656	
TB-4830-DCH-W-SQT	Square Tapered				\$ 1,897	
TB-4830-DCH-W-DT	Diameter Tapered				\$ 2,100	
TB-4830-DCH-W-SR	Safari				\$ 2,107	
	with METAL Leg Option:	48"	30"	29"		
TB-4830-DCH-M-SQ	Square				\$ 1,555	
TB-4830-DCH-M-SS	Square & Stem				\$ 2,215	
TB-4830-DCH-M-D	Diameter				\$ 1,555	
TB-4830-DCH-M-DS	Diameter & Stem				\$ 2,215	
TB-4830-DCH-M-BO	Balloon				\$ 1,717	
TB-4830-DCH-MC-SQ	Square with Casters				\$ 1,912	
TB-4830-DCH-MC-SS	Square & Stem with Casters				\$ 2,566	
TB-4830-DCH-MC-D	Diameter with Casters				\$ 1,912	
TB-4830-DCH-MC-DS	Diameter & Stem with Casters				\$ 2,566	

*Shown Above:
TB-4824-DCH-M-D




*Rectangle Table Shape

Edge Option:




"DCH"
5/8" Dropped Chamfered Edge



Metal Leg Options:




Wood Leg Options:



"MC" Caster Option:
Available on all Metal Legs ONLY, with exception of the Balloon leg and Metal Bases.


MODEL NUMBER	PRODUCT	WIDTH	DEPTH	HEIGHT	PRICE	DESCRIPTION
	Rectangle Table, 48" Width, 24" Depth	48"	24"	29"		Each Table Top is constructed using a 1 1/8" thick top with a Plastic Laminate top surface.
	ALUMINUM Edge;					All Metal legs are coated electrostatically with an epoxy powder coat paint.
	with WOOD Leg Option:	48"	24"	29"		NOTES: * Table heights of 25" (children), 27" (youth), and 32" (wheelchair) are available by request. * Color of Metal Paint must be specified at the time of order. * Caster Leg options are recommended for Reading/Multipurpose Tables options and not meant to be used for stationary computer workstations. * For all tables with casters legs, only 2 legs will have casters, and the other legs will have levelers. This will create a "wheelbarrow" style of table which will ensure ease of mobility. * Color of the Caster Option must be specified at the time of order.
*Shown Above: TB-4824-AL-M-D	TB-4824-AL-W-SQ TB-4824-AL-W-SQR TB-4824-AL-W-SQT TB-4824-AL-W-DT TB-4824-AL-W-SR				\$ 1,416 \$ 1,416 \$ 1,656 \$ 1,841 \$ 1,858	
	with METAL Leg Option:	48"	24"	29"		
*Rectangle Table Shape	TB-4824-AL-M-SQ TB-4824-AL-M-SS TB-4824-AL-M-D TB-4824-AL-M-DS TB-4824-AL-M-BO TB-4824-AL-MC-SQ TB-4824-AL-MC-SS TB-4824-AL-MC-D TB-4824-AL-MC-DS				\$ 1,313 \$ 1,976 \$ 1,313 \$ 1,976 \$ 1,478 \$ 1,664 \$ 2,324 \$ 1,664 \$ 2,324	
	Rectangle Table, 48" Width, 30" Depth	48"	30"	29"		
	with WOOD Leg Option:	48"	30"	29"		
	TB-4830-AL-W-SQ TB-4830-AL-W-SQR TB-4830-AL-W-SQT TB-4830-AL-W-DT TB-4830-AL-W-SR				\$ 1,469 \$ 1,469 \$ 1,703 \$ 1,904 \$ 1,920	
	with METAL Leg Option:	48"	30"	29"		
	TB-4830-AL-M-SQ TB-4830-AL-M-SS TB-4830-AL-M-D TB-4830-AL-M-DS TB-4830-AL-M-BO TB-4830-AL-MC-SQ TB-4830-AL-MC-SS TB-4830-AL-MC-D TB-4830-AL-MC-DS				\$ 1,369 \$ 2,022 \$ 1,369 \$ 2,022 \$ 1,531 \$ 1,717 \$ 2,379 \$ 1,717 \$ 2,379	

Edge Option:




2 mm Aluminum Edge *All table corners will be given a 6-inch radius for this edge option.

Metal Leg Options:



Wood Leg Options:



"MC" Caster Option:
Available on all Metal Legs ONLY, with exception of the Balloon leg and Metal Bases.

MODEL NUMBER
PRODUCT
WIDTH DEPTH HEIGHT
PRICE
DESCRIPTION


*Shown Above:
TB-6024-AC-M-D



*Rectangle Table Shape

MODEL NUMBER	PRODUCT	WIDTH	DEPTH	HEIGHT
	Rectangle Table, 60" Width, 24" Depth	60"	24"	29"
	ACRYLIC Edge;			
	with WOOD Leg Option:	60"	24"	29"
TB-6024-AC-W-SQ	Square			
TB-6024-AC-W-SQR	Square Radius			
TB-6024-AC-W-SQT	Square Tapered			
TB-6024-AC-W-DT	Diameter Tapered			
TB-6024-AC-W-SR	Safari			
	with METAL Leg Option:	60"	24"	29"
TB-6024-AC-M-SQ	Square			
TB-6024-AC-M-SS	Square & Stem			
TB-6024-AC-M-D	Diameter			
TB-6024-AC-M-DS	Diameter & Stem			
TB-6024-AC-M-BO	Balloon			
TB-6024-AC-MC-SQ	Square with Casters			
TB-6024-AC-MC-SS	Square & Stem with Casters			
TB-6024-AC-MC-D	Diameter with Casters			
TB-6024-AC-MC-DS	Diameter & Stem with Casters			
TB-6024-AC-FL	Flip Leg (for Nesting Tables)			
TB-6024-AC-FD	Folding Leg			
EO-6024-AC-T	T-Leg Base	60"	24"	29"
EO-6024-AC-S	Boxy Frame	60"	24"	29"
	Rectangle Table, 60" Width, 30" Depth	60"	30"	29"
	with WOOD Leg Option:	60"	30"	29"
TB-6030-AC-W-SQ	Square			
TB-6030-AC-W-SQR	Square Radius			
TB-6030-AC-W-SQT	Square Tapered			
TB-6030-AC-W-DT	Diameter Tapered			
TB-6030-AC-W-SR	Safari			
	with METAL Leg Option:	60"	30"	29"
TB-6030-AC-M-SQ	Square			
TB-6030-AC-M-SS	Square & Stem			
TB-6030-AC-M-D	Diameter			
TB-6030-AC-M-DS	Diameter & Stem			
TB-6030-AC-M-BO	Balloon			
TB-6030-AC-MC-SQ	Square with Casters			
TB-6030-AC-MC-SS	Square & Stem with Casters			
TB-6030-AC-MC-D	Diameter with Casters			
TB-6030-AC-MC-DS	Diameter & Stem with Casters			
TB-6030-AC-FL	Flip Leg (for Nesting Tables)			
TB-6030-AC-FD	Folding Leg			
EO-6030-AC-T	T-Leg Base	60"	30"	29"
EO-6030-AC-S	Boxy Frame	60"	30"	29"

Each Table Top is constructed using a 1" thick top with a Plastic Laminate top surface.


All Metal legs are coated electrostatically with an epoxy powder coat paint.

NOTES:

- * Table heights of 25" (children), 27" (youth), and 32" (wheelchair) are available by request.
- * Color of Metal Paint must be specified at the time of order.
- * Caster Leg options are recommended for Reading/Multipurpose Tables options and not meant to be used for stationary computer workstations.
- * For all tables with casters legs, only 2 legs will have casters, and the other legs will have levelers. This will create a "wheelbarrow" style of table which will ensure ease of mobility.
- * Color of the Caster Option must be specified at the time of order.
- * For the Flip OR Fold Leg option, one T-based leg comes with 2 hidden casters as shown in the image below.

\$ 1,354
\$ 1,354
\$ 1,586
\$ 1,788
\$ 1,804


\$ 1,251
\$ 1,904
\$ 1,251
\$ 1,904
\$ 1,406
\$ 1,602
\$ 2,263
\$ 1,602
\$ 2,263
\$ 2,675
\$ 2,675

Edge Option:


"AC"
2 mm Acrylic Edge

Metal Leg Options:


"M-SQ" Square 2"
"M-SS" Square Stem 2"
"M-D" Diameter 2"
"M-DS" Diameter Stem 2"
"M-BO" Balloon 2 1/2"
"T" T-Leg Base
"S" Boxy Frame Base

Wood Leg Options:


"W-SQ" Square 2 3/8"
"W-SQR" Square Radius 2 3/8"
"W-SQT" Square Tapered 2 3/8"
"W-DT" Diameter Tapered 2 3/8"
"W-SR" Safari 2 3/8"

Black/Black White/Grey Silver/Orange Mirror Finish/Grey

"MC" Caster Option:
Available on all Metal Legs ONLY, with exception of the Balloon leg and Metal Bases.

MODEL NUMBER

PRODUCT

WIDTH DEPTH HEIGHT

PRICE

DESCRIPTION



*Shown Above:
TB-6024-AC-M-D



*Rectangle Table Shape

MODEL NUMBER	PRODUCT	WIDTH	DEPTH	HEIGHT
	Rectangle Table, 60" Width, 36" Depth	60"	36"	29"
	ACRYLIC Edge;			
	with WOOD Leg Option:	60"	36"	29"
TB-6036-AC-W-SQ	Square			
TB-6036-AC-W-SQR	Square Radius			
TB-6036-AC-W-SQT	Square Tapered			
TB-6036-AC-W-DT	Diameter Tapered			
TB-6036-AC-W-SR	Safari			
	with METAL Leg Option:	60"	36"	29"
TB-6036-AC-M-SQ	Square			
TB-6036-AC-M-SS	Square & Stem			
TB-6036-AC-M-D	Diameter			
TB-6036-AC-M-DS	Diameter & Stem			
TB-6036-AC-M-BO	Balloon			
TB-6036-AC-MC-SQ	Square with Casters			
TB-6036-AC-MC-SS	Square & Stem with Casters			
TB-6036-AC-MC-D	Diameter with Casters			
TB-6036-AC-MC-DS	Diameter & Stem with Casters			
TB-6036-AC-FL	Flip Leg (for Nesting Tables)			
TB-6036-AC-FD	Folding Leg			
EO-6036-AC-T	T-Leg Base	60"	36"	29"
EO-6036-AC-S	Boxy Frame	60"	36"	29"

Each Table Top is constructed using a 1" thick top with a Plastic Laminate top surface.


All Metal legs are coated electrostatically with an epoxy powder coat paint.

NOTES:

- * Table heights of 25" (children), 27" (youth), and 32" (wheelchair) are available by request.
- * Color of Metal Paint must be specified at the time of order.
- * Caster Leg options are recommended for Reading/Multipurpose Tables options and not meant to be used for stationary computer workstations.
- * For all tables with casters legs, only 2 legs will have casters, and the other legs will have levelers. This will create a "wheelbarrow" style of table which will ensure ease of mobility.
- * Color of the Caster Option must be specified at the time of order.
- * For the Flip OR Fold Leg option, one T-based leg comes with 2 hidden casters as shown in the image below.


\$ 1,578
\$ 1,578
\$ 1,819
\$ 2,014
\$ 2,566
\$ 1,478
\$ 2,146
\$ 1,478
\$ 2,146
\$ 1,641
\$ 1,834
\$ 2,487
\$ 1,834
\$ 2,487
\$ 2,806
\$ 2,806
\$ 1,633
\$ 1,780

Edge Option:




"AC"
2 mm Acrylic Edge

Metal Leg Options:



"M-SQ" Square 2"
"M-SS" Square Stem 2"
"M-D" Diameter 2"
"M-DS" Diameter Stem 2"
"M-BO" Balloon 2 1/2"
"T" T-Leg Base
"S" Boxy Frame Base

Wood Leg Options:



"W-SQ" Square 2 3/8"
"W-SQR" Square Radius 2 3/8"
"W-SQT" Square Tapered 2 3/8"
"W-DT" Diameter Tapered 2 3/8"
"W-SR" Safari 2 3/8"

Black/Black White/Grey Silver/Orange Mirror Finish/Grey

"MC" Caster Option:
Available on all Metal Legs ONLY, with exception of the Balloon leg and Metal Bases.

MODEL NUMBER

PRODUCT


WIDTH DEPTH HEIGHT

PRICE

DESCRIPTION



*Shown Above:
TB-6024-SQ-M-D



*Rectangle Table Shape

MODEL NUMBER	PRODUCT	WIDTH	DEPTH	HEIGHT
	Rectangle Table, 60" Width, 24" Depth	60"	24"	29"
	SQUARE Edge;			
	with WOOD Leg Option:	60"	24"	29"
TB-6024-SQ-W-SQ	Square			
TB-6024-SQ-W-SQR	Square Radius			
TB-6024-SQ-W-SQT	Square Tapered			
TB-6024-SQ-W-DT	Diameter Tapered			
TB-6024-SQ-W-SR	Safari			
	with METAL Leg Option:	60"	24"	29"
TB-6024-SQ-M-SQ	Square			
TB-6024-SQ-M-SS	Square & Stem			
TB-6024-SQ-M-D	Diameter			
TB-6024-SQ-M-DS	Diameter & Stem			
TB-6024-SQ-M-BO	Balloon			
TB-6024-SQ-MC-SQ	Square with Casters			
TB-6024-SQ-MC-SS	Square & Stem with Casters			
TB-6024-SQ-MC-D	Diameter with Casters			
TB-6024-SQ-MC-DS	Diameter & Stem with Casters			
TB-6024-SQ-FL	Flip Leg (for Nesting Tables)			
TB-6024-SQ-FD	Folding Leg			
	Rectangle Table, 60" Width, 30" Depth	60"	30"	29"
	SQUARE Edge;			
	with WOOD Leg Option:	60"	30"	29"
TB-6030-SQ-W-SQ	Square			
TB-6030-SQ-W-SQR	Square Radius			
TB-6030-SQ-W-SQT	Square Tapered			
TB-6030-SQ-W-DT	Diameter Tapered			
TB-6030-SQ-W-SR	Safari			
	with METAL Leg Option:	60"	30"	29"
TB-6030-SQ-M-SQ	Square			
TB-6030-SQ-M-SS	Square & Stem			
TB-6030-SQ-M-D	Diameter			
TB-6030-SQ-M-DS	Diameter & Stem			
TB-6030-SQ-M-BO	Balloon			
TB-6030-SQ-MC-SQ	Square with Casters			
TB-6030-SQ-MC-SS	Square & Stem with Casters			
TB-6030-SQ-MC-D	Diameter with Casters			
TB-6030-SQ-MC-DS	Diameter & Stem with Casters			
TB-6030-SQ-FL	Flip Leg (for Nesting Tables)			
TB-6030-SQ-FD	Folding Leg			

Each Table Top is constructed using a 1 1/8" thick top with a Plastic Laminate top surface.

All Metal legs are coated electrostatically with an epoxy powder coat paint.

NOTES:

- * Table heights of 25" (children), 27" (youth), and 32" (wheelchair) are available by request.
- * Color of Metal Paint must be specified at the time of order.
- * Caster Leg options are recommended for Reading/Multipurpose Tables options and not meant to be used for stationary computer workstations.
- * For all tables with casters legs, only 2 legs will have casters, and the other legs will have levelers. This will create a "wheelbarrow" style of table which will ensure ease of mobility.
- * Color of the Caster Option must be specified at the time of order.
- * For the Flip OR Fold Leg option, one T-based leg comes with 2 hidden casters as shown in the image below.

\$ 1,563
\$ 1,563
\$ 1,804
\$ 1,998
\$ 2,006


\$ 1,462
\$ 2,122
\$ 1,462
\$ 2,122
\$ 1,624
\$ 1,811
\$ 2,473
\$ 1,811
\$ 2,473
\$ 2,868
\$ 2,868

Edge Option:



"SQ"
1/4" Square Edge


Metal Leg Options:



"M-SQ" Square 2"
"M-SS" Square Stem 2"
"M-D" Diameter 2"
"M-DS" Diameter Stem 2"
"M-BO" Balloon 2 1/2"
"FL" or "FD" Flip OR Fold Leg

\$ 1,748
\$ 1,748
\$ 1,983
\$ 2,184
\$ 2,193

Wood Leg Options:



"W-SQ" Square 2 3/8"
"W-SQR" Square Radius 2 3/8"
"W-SQT" Square Tapered 2 3/8"
"W-DT" Diameter Tapered 2 3/8"
"W-SR" Safari 2 3/8"

Black/Black White/Grey Silver/Orange Mirror Finish/Grey

"MC" Caster Option:
Available on all Metal Legs ONLY, with exception of the Balloon leg and Metal Bases.

MODEL NUMBER

PRODUCT

WIDTH DEPTH HEIGHT

PRICE

DESCRIPTION



*Shown Above:
TB-6024-SQ-M-D



*Rectangle Table Shape

MODEL NUMBER	PRODUCT	WIDTH	DEPTH	HEIGHT
	Rectangle Table, 60" Width, 36" Depth	60"	36"	29"
	SQUARE Edge;			
	with WOOD Leg Option:	60"	36"	29"
TB-6036-SQ-W-SQ	Square			
TB-6036-SQ-W-SQR	Square Radius			
TB-6036-SQ-W-SQT	Square Tapered			
TB-6036-SQ-W-DT	Diameter Tapered			
TB-6036-SQ-W-SR	Safari			
	with METAL Leg Option:	60"	36"	29"
TB-6036-SQ-M-SQ	Square			
TB-6036-SQ-M-SS	Square & Stem			
TB-6036-SQ-M-D	Diameter			
TB-6036-SQ-M-DS	Diameter & Stem			
TB-6036-SQ-M-BO	Balloon			
TB-6036-SQ-MC-SQ	Square with Casters			
TB-6036-SQ-MC-SS	Square & Stem with Casters			
TB-6036-SQ-MC-D	Diameter with Casters			
TB-6036-SQ-MC-DS	Diameter & Stem with Casters			
TB-6036-SQ-FL	Flip Leg (for Nesting Tables)			
TB-6036-SQ-FD	Folding Leg			

Each Table Top is constructed using a 1 1/8" thick top with a Plastic Laminate top surface.

All Metal legs are coated electrostatically with an epoxy powder coat paint.

NOTES:

- * Table heights of 25" (children), 27" (youth), and 32" (wheelchair) are available by request.
- * Color of Metal Paint must be specified at the time of order.
- * Caster Leg options are recommended for Reading/Multipurpose Tables options and not meant to be used for stationary computer workstations.
- * For all tables with casters legs, only 2 legs will have casters, and the other legs will have levelers. This will create a "wheelbarrow" style of table which will ensure ease of mobility.
- * Color of the Caster Option must be specified at the time of order.
- * For the Flip OR Fold Leg option, one T-based leg comes with 2 hidden casters as shown in the image below.


\$ 1,819
\$ 1,819
\$ 2,053
\$ 2,254
\$ 2,270
\$ 1,717
\$ 2,379
\$ 1,717
\$ 2,379
\$ 1,873
\$ 2,069
\$ 2,729
\$ 2,069
\$ 2,729
\$ 3,047
\$ 3,047

Edge Option:




"SQ"
1/4" Square Edge

Metal Leg Options:



"M-SQ" Square 2"
"M-SS" Square Stem 2"
"M-D" Diameter 2"
"M-DS" Diameter Stem 2"
"M-BO" Balloon 2 1/2"
"FL" or "FD" Flip OR Fold Leg

Wood Leg Options:



"W-SQ" Square 2 3/8"
"W-SQR" Square Radius 2 3/8"
"W-SQT" Square Tapered 2 3/8"
"W-DT" Diameter Tapered 2 3/8"
"W-SR" Safari 2 3/8"

Black/Black
White/Grey
Silver/Orange
Mirror Finish/Grey

"MC" Caster Option:
Available on all Metal Legs ONLY, with exception of the Balloon leg and Metal Bases.

MODEL NUMBER

PRODUCT


WIDTH DEPTH HEIGHT

PRICE

DESCRIPTION



*Shown Above:
TB-6024-DSQ-M-D



*Rectangle Table Shape

MODEL NUMBER	PRODUCT	WIDTH	DEPTH	HEIGHT
	Rectangle Table, 60" Width, 24" Depth	60"	24"	29"
	DROPPED SQUARE Edge;			
	with WOOD Leg Option:	60"	24"	29"
TB-6024-DSQ-W-SQ	Square			
TB-6024-DSQ-W-SQR	Square Radius			
TB-6024-DSQ-W-SQT	Square Tapered			
TB-6024-DSQ-W-DT	Diameter Tapered			
TB-6024-DSQ-W-SR	Safari			
	with METAL Leg Option:	60"	24"	29"
TB-6024-DSQ-M-SQ	Square			
TB-6024-DSQ-M-SS	Square & Stem			
TB-6024-DSQ-M-D	Diameter			
TB-6024-DSQ-M-DS	Diameter & Stem			
TB-6024-DSQ-M-BO	Balloon			
TB-6024-DSQ-MC-SQ	Square with Casters			
TB-6024-DSQ-MC-SS	Square & Stem with Casters			
TB-6024-DSQ-MC-D	Diameter with Casters			
TB-6024-DSQ-MC-DS	Diameter & Stem with Casters			
TB-6024-DSQ-FL	Flip Leg (for Nesting Tables)			
TB-6024-DSQ-FD	Folding Leg			
	Rectangle Table, 60" Width, 30" Depth	60"	30"	29"
	DROPPED SQUARE Edge;			
	with WOOD Leg Option:	60"	30"	29"
TB-6030-DSQ-W-SQ	Square			
TB-6030-DSQ-W-SQR	Square Radius			
TB-6030-DSQ-W-SQT	Square Tapered			
TB-6030-DSQ-W-DT	Diameter Tapered			
TB-6030-DSQ-W-SR	Safari			
	with METAL Leg Option:	60"	30"	29"
TB-6030-DSQ-M-SQ	Square			
TB-6030-DSQ-M-SS	Square & Stem			
TB-6030-DSQ-M-D	Diameter			
TB-6030-DSQ-M-DS	Diameter & Stem			
TB-6030-DSQ-M-BO	Balloon			
TB-6030-DSQ-MC-SQ	Square with Casters			
TB-6030-DSQ-MC-SS	Square & Stem with Casters			
TB-6030-DSQ-MC-D	Diameter with Casters			
TB-6030-DSQ-MC-DS	Diameter & Stem with Casters			
TB-6030-DSQ-FL	Flip Leg (for Nesting Tables)			
TB-6030-DSQ-FD	Folding Leg			

Each Table Top is constructed using a 1 1/8" thick top with a Plastic Laminate top surface.

All Metal legs are coated electrostatically with an epoxy powder coat paint.


NOTES:

- * Table heights of 25" (children), 27" (youth), and 32" (wheelchair) are available by request.
- * Color of Metal Paint must be specified at the time of order.
- * Caster Leg options are recommended for Reading/Multipurpose Tables options and not meant to be used for stationary computer workstations.
- * For all tables with casters legs, only 2 legs will have casters, and the other legs will have levelers. This will create a "wheelbarrow" style of table which will ensure ease of mobility.
- * Color of the Caster Option must be specified at the time of order.
- * For the Flip OR Fold Leg option, one T-based leg comes with 2 hidden casters as shown in the image below.


Edge Option:



Metal Leg Options:



Wood Leg Options:



MODEL NUMBER

PRODUCT


WIDTH DEPTH HEIGHT

PRICE

DESCRIPTION



*Shown Above:
TB-6024-DSQ-M-D



*Rectangle Table Shape

MODEL NUMBER	PRODUCT	WIDTH	DEPTH	HEIGHT
	Rectangle Table, 60" Width, 36" Depth	60"	36"	29"
	DROPPED SQUARE Edge;			
	with WOOD Leg Option:	60"	36"	29"
TB-6036-DSQ-W-SQ	Square			
TB-6036-DSQ-W-SQR	Square Radius			
TB-6036-DSQ-W-SQT	Square Tapered			
TB-6036-DSQ-W-DT	Diameter Tapered			
TB-6036-DSQ-W-SR	Safari			
	with METAL Leg Option:	60"	36"	29"
TB-6036-DSQ-M-SQ	Square			
TB-6036-DSQ-M-SS	Square & Stem			
TB-6036-DSQ-M-D	Diameter			
TB-6036-DSQ-M-DS	Diameter & Stem			
TB-6036-DSQ-M-BO	Balloon			
TB-6036-DSQ-MC-SQ	Square with Casters			
TB-6036-DSQ-MC-SS	Square & Stem with Casters			
TB-6036-DSQ-MC-D	Diameter with Casters			
TB-6036-DSQ-MC-DS	Diameter & Stem with Casters			
TB-6036-DSQ-FL	Flip Leg (for Nesting Tables)			
TB-6036-DSQ-FD	Folding Leg			

Each Table Top is constructed using a 1 1/8" thick top with a Plastic Laminate top surface.

All Metal legs are coated electrostatically with an epoxy powder coat paint.

NOTES:

- * Table heights of 25" (children), 27" (youth), and 32" (wheelchair) are available by request.
- * Color of Metal Paint must be specified at the time of order.
- * Caster Leg options are recommended for Reading/Multipurpose Tables options and not meant to be used for stationary computer workstations.
- * For all tables with casters legs, only 2 legs will have casters, and the other legs will have levelers. This will create a "wheelbarrow" style of table which will ensure ease of mobility.
- * Color of the Caster Option must be specified at the time of order.
- * For the Flip OR Fold Leg option, one T-based leg comes with 2 hidden casters as shown in the image below.


- \$ 1,945
- \$ 1,945
- \$ 2,177
- \$ 2,379
- \$ 2,394

- \$ 1,841
- \$ 2,504
- \$ 1,841
- \$ 2,504
- \$ 1,998
- \$ 2,193
- \$ 2,853
- \$ 2,193
- \$ 2,853
- \$ 3,172
- \$ 3,172


Edge Option:



Metal Leg Options:



Wood Leg Options:



"MC" Caster Option:
Available on all Metal Legs ONLY, with exception of the Balloon leg and Metal Bases.

MODEL NUMBER

PRODUCT

WIDTH DEPTH HEIGHT

PRICE

DESCRIPTION



*Shown Above:
TB-6024-DBN-M-D



*Rectangle Table Shape

MODEL NUMBER	PRODUCT	WIDTH	DEPTH	HEIGHT
	Rectangle Table, 60" Width, 24" Depth	60"	24"	29"
	DROPPED BULLNOSE Edge;			
	with WOOD Leg Option:	60"	24"	29"
TB-6024-DBN-W-SQ	Square			
TB-6024-DBN-W-SQR	Square Radius			
TB-6024-DBN-W-SQT	Square Tapered			
TB-6024-DBN-W-DT	Diameter Tapered			
TB-6024-DBN-W-SR	Safari			
	with METAL Leg Option:	60"	24"	29"
TB-6024-DBN-M-SQ	Square			
TB-6024-DBN-M-SS	Square & Stem			
TB-6024-DBN-M-D	Diameter			
TB-6024-DBN-M-DS	Diameter & Stem			
TB-6024-DBN-M-BO	Balloon			
TB-6024-DBN-MC-SQ	Square with Casters			
TB-6024-DBN-MC-SS	Square & Stem with Casters			
TB-6024-DBN-MC-D	Diameter with Casters			
TB-6024-DBN-MC-DS	Diameter & Stem with Casters			
TB-6024-DBN-FL	Flip Leg (for Nesting Tables)			
TB-6024-DBN-FD	Folding Leg			
	Rectangle Table, 60" Width, 30" Depth	60"	30"	29"
	DROPPED BULLNOSE Edge;			
	with WOOD Leg Option:	60"	30"	29"
TB-6030-DBN-W-SQ	Square			
TB-6030-DBN-W-SQR	Square Radius			
TB-6030-DBN-W-SQT	Square Tapered			
TB-6030-DBN-W-DT	Diameter Tapered			
TB-6030-DBN-W-SR	Safari			
	with METAL Leg Option:	60"	30"	29"
TB-6030-DBN-M-SQ	Square			
TB-6030-DBN-M-SS	Square & Stem			
TB-6030-DBN-M-D	Diameter			
TB-6030-DBN-M-DS	Diameter & Stem			
TB-6030-DBN-M-BO	Balloon			
TB-6030-DBN-MC-SQ	Square with Casters			
TB-6030-DBN-MC-SS	Square & Stem with Casters			
TB-6030-DBN-MC-D	Diameter with Casters			
TB-6030-DBN-MC-DS	Diameter & Stem with Casters			
TB-6030-DBN-FL	Flip Leg (for Nesting Tables)			
TB-6030-DBN-FD	Folding Leg			

Each Table Top is constructed using a 1 1/8" thick top with a Plastic Laminate top surface.

All Metal legs are coated electrostatically with an epoxy powder coat paint.

NOTES:

- * Table heights of 25" (children), 27" (youth), and 32" (wheelchair) are available by request.
- * Color of Metal Paint must be specified at the time of order.
- * Caster Leg options are recommended for Reading/Multipurpose Tables options and not meant to be used for stationary computer workstations.
- * For all tables with casters legs, only 2 legs will have casters, and the other legs will have levelers. This will create a "wheelbarrow" style of table which will ensure ease of mobility.
- * Color of the Caster Option must be specified at the time of order.
- * For the Flip OR Fold Leg option, one T-based leg comes with 2 hidden casters as shown in the image below.


\$ 1,680
\$ 1,680
\$ 1,920
\$ 2,122
\$ 2,130

\$ 1,578
\$ 2,246
\$ 1,578
\$ 2,246
\$ 1,741
\$ 1,935
\$ 2,588
\$ 1,935
\$ 2,588
\$ 2,985
\$ 2,985


Edge Option:



Metal Leg Options:



Wood Leg Options:



MODEL NUMBER

PRODUCT


WIDTH DEPTH HEIGHT

PRICE

DESCRIPTION



*Shown Above:
TB-6024-DBN-M-D



*Rectangle Table Shape

MODEL NUMBER	PRODUCT	WIDTH	DEPTH	HEIGHT
	Rectangle Table, 60" Width, 36" Depth	60"	36"	29"
	DROPPED BULLNOSE Edge;			
	with WOOD Leg Option:	60"	36"	29"
TB-6036-DBN-W-SQ	Square			
TB-6036-DBN-W-SQR	Square Radius			
TB-6036-DBN-W-SQT	Square Tapered			
TB-6036-DBN-W-DT	Diameter Tapered			
TB-6036-DBN-W-SR	Safari			
	with METAL Leg Option:	60"	36"	29"
TB-6036-DBN-M-SQ	Square			
TB-6036-DBN-M-SS	Square & Stem			
TB-6036-DBN-M-D	Diameter			
TB-6036-DBN-M-DS	Diameter & Stem			
TB-6036-DBN-M-BO	Balloon			
TB-6036-DBN-MC-SQ	Square with Casters			
TB-6036-DBN-MC-SS	Square & Stem with Casters			
TB-6036-DBN-MC-D	Diameter with Casters			
TB-6036-DBN-MC-DS	Diameter & Stem with Casters			
TB-6036-DBN-FL	Flip Leg (for Nesting Tables)			
TB-6036-DBN-FD	Folding Leg			

Each Table Top is constructed using a 1 1/8" thick top with a Plastic Laminate top surface.

All Metal legs are coated electrostatically with an epoxy powder coat paint.

NOTES:


- * Table heights of 25" (children), 27" (youth), and 32" (wheelchair) are available by request.
- * Color of Metal Paint must be specified at the time of order.
- * Caster Leg options are recommended for Reading/Multipurpose Tables options and not meant to be used for stationary computer workstations.
- * For all tables with casters legs, only 2 legs will have casters, and the other legs will have levelers. This will create a "wheelbarrow" style of table which will ensure ease of mobility.
- * Color of the Caster Option must be specified at the time of order.
- * For the Flip OR Fold Leg option, one T-based leg comes with 2 hidden casters as shown in the image below.

- \$ 1,958
- \$ 1,958
- \$ 2,193
- \$ 2,394
- \$ 2,410
- \$ 1,858
- \$ 2,519
- \$ 1,858
- \$ 2,519
- \$ 2,022
- \$ 2,215
- \$ 2,868
- \$ 2,215
- \$ 2,868
- \$ 3,188
- \$ 3,188


Edge Option:



Metal Leg Options:



Wood Leg Options:



MODEL NUMBER
PRODUCT
WIDTH DEPTH HEIGHT
PRICE
DESCRIPTION


*Shown Above:
TB-6024-DCH-M-D



*Rectangle Table Shape

MODEL NUMBER	PRODUCT	WIDTH	DEPTH	HEIGHT
	Rectangle Table, 60" Width, 24" Depth	60"	24"	29"
	DROPPED CHAMFERED Edge;			
	with WOOD Leg Option:	60"	24"	29"
TB-6024-DCH-W-SQ	Square			
TB-6024-DCH-W-SQR	Square Radius			
TB-6024-DCH-W-SQT	Square Tapered			
TB-6024-DCH-W-DT	Diameter Tapered			
TB-6024-DCH-W-SR	Safari			
	with METAL Leg Option:	60"	24"	29"
TB-6024-DCH-M-SQ	Square			
TB-6024-DCH-M-SS	Square & Stem			
TB-6024-DCH-M-D	Diameter			
TB-6024-DCH-M-DS	Diameter & Stem			
TB-6024-DCH-M-BO	Balloon			
TB-6024-DCH-MC-SQ	Square with Casters			
TB-6024-DCH-MC-SS	Square & Stem with Casters			
TB-6024-DCH-MC-D	Diameter with Casters			
TB-6024-DCH-MC-DS	Diameter & Stem with Casters			
TB-6024-DCH-FL	Flip Leg (for Nesting Tables)			
TB-6024-DCH-FD	Folding Leg			
	Rectangle Table, 60" Width, 30" Depth	60"	30"	29"
	DROPPED CHAMFERED Edge;			
	with WOOD Leg Option:	60"	30"	29"
TB-6030-DCH-W-SQ	Square			
TB-6030-DCH-W-SQR	Square Radius			
TB-6030-DCH-W-SQT	Square Tapered			
TB-6030-DCH-W-DT	Diameter Tapered			
TB-6030-DCH-W-SR	Safari			
	with METAL Leg Option:	60"	30"	29"
TB-6030-DCH-M-SQ	Square			
TB-6030-DCH-M-SS	Square & Stem			
TB-6030-DCH-M-D	Diameter			
TB-6030-DCH-M-DS	Diameter & Stem			
TB-6030-DCH-M-BO	Balloon			
TB-6030-DCH-MC-SQ	Square with Casters			
TB-6030-DCH-MC-SS	Square & Stem with Casters			
TB-6030-DCH-MC-D	Diameter with Casters			
TB-6030-DCH-MC-DS	Diameter & Stem with Casters			
TB-6030-DCH-FL	Flip Leg (for Nesting Tables)			
TB-6030-DCH-FD	Folding Leg			

\$ 1,680
\$ 1,680
\$ 1,920
\$ 2,122
\$ 2,130

\$ 1,578
\$ 2,246
\$ 1,578
\$ 2,246
\$ 1,741
\$ 1,935
\$ 2,588
\$ 1,935
\$ 2,588
\$ 2,985
\$ 2,985

\$ 1,881
\$ 1,881
\$ 2,122
\$ 2,317
\$ 2,332

\$ 1,780
\$ 2,441
\$ 1,780
\$ 2,441
\$ 1,945
\$ 2,130
\$ 2,791
\$ 2,130
\$ 2,791
\$ 3,343
\$ 3,343

Each Table Top is constructed using a 1 1/8" thick top with a Plastic Laminate top surface.


All Metal legs are coated electrostatically with an epoxy powder coat paint.

NOTES:


- * Table heights of 25" (children), 27" (youth), and 32" (wheelchair) are available by request.
- * Color of Metal Paint must be specified at the time of order.
- * Caster Leg options are recommended for Reading/Multipurpose Tables options and not meant to be used for stationary computer workstations.
- * For all tables with casters legs, only 2 legs will have casters, and the other legs will have levelers. This will create a "wheelbarrow" style of table which will ensure ease of mobility.
- * Color of the Caster Option must be specified at the time of order.
- * For the Flip OR Fold Leg option, one T-based leg comes with 2 hidden casters as shown in the image below.

Edge Option:


"DCH"
3/4" Dropped Chamfered Edge

Metal Leg Options:


"M-SQ" Square 2"
"M-SS" Square Stem 2"
"M-D" Diameter 2"
"M-DS" Diameter Stem 2"
"M-BO" Balloon 2 1/2"
"FL" or "FD" Flip OR Fold Leg

Wood Leg Options:


"W-SQ" Square 2 3/8"
"W-SQR" Square Radius 2 3/8"
"W-SQT" Square Tapered 2 3/8"
"W-DT" Diameter Tapered 2 3/8"
"W-SR" Safari 2 3/8"

Black/Black White/Grey Silver/Orange Mirror Finish/Grey

"MC" Caster Option:
Available on all Metal Legs ONLY, with exception of the Balloon leg and Metal Bases.

MODEL NUMBER

PRODUCT


WIDTH DEPTH HEIGHT

PRICE

DESCRIPTION



*Shown Above:
TB-6024-DCH-M-D



*Rectangle Table Shape

MODEL NUMBER	PRODUCT	WIDTH	DEPTH	HEIGHT
	Rectangle Table, 60" Width, 36" Depth	60"	36"	29"
	DROPPED CHAMFERED Edge;			
	with WOOD Leg Option:	60"	36"	29"
TB-6036-DCH-W-SQ	Square			
TB-6036-DCH-W-SQR	Square Radius			
TB-6036-DCH-W-SQT	Square Tapered			
TB-6036-DCH-W-DT	Diameter Tapered			
TB-6036-DCH-W-SR	Safari			
	with METAL Leg Option:	60"	36"	29"
TB-6036-DCH-M-SQ	Square			
TB-6036-DCH-M-SS	Square & Stem			
TB-6036-DCH-M-D	Diameter			
TB-6036-DCH-M-DS	Diameter & Stem			
TB-6036-DCH-M-BO	Balloon			
TB-6036-DCH-MC-SQ	Square with Casters			
TB-6036-DCH-MC-SS	Square & Stem with Casters			
TB-6036-DCH-MC-D	Diameter with Casters			
TB-6036-DCH-MC-DS	Diameter & Stem with Casters			
TB-6036-DCH-FL	Flip Leg (for Nesting Tables)			
TB-6036-DCH-FD	Folding Leg			

Each Table Top is constructed using a 1 1/8" thick top with a Plastic Laminate top surface.

All Metal legs are coated electrostatically with an epoxy powder coat paint.

NOTES:

- * Table heights of 25" (children), 27" (youth), and 32" (wheelchair) are available by request.
- * Color of Metal Paint must be specified at the time of order.
- * Caster Leg options are recommended for Reading/Multipurpose Tables options and not meant to be used for stationary computer workstations.
- * For all tables with casters legs, only 2 legs will have casters, and the other legs will have levelers. This will create a "wheelbarrow" style of table which will ensure ease of mobility.
- * Color of the Caster Option must be specified at the time of order.
- * For the Flip OR Fold Leg option, one T-based leg comes with 2 hidden casters as shown in the


- \$ 1,958
- \$ 1,958
- \$ 2,193
- \$ 2,394
- \$ 2,410
- \$ 1,858
- \$ 2,519
- \$ 1,858
- \$ 2,519
- \$ 2,022
- \$ 2,215
- \$ 2,868
- \$ 2,215
- \$ 2,868
- \$ 3,188
- \$ 3,188

image below


Edge Option:



Metal Leg Options:



Wood Leg Options:



"MC" Caster Option:
Available on all Metal Legs ONLY, with exception of the Balloon leg and Metal Bases.

MODEL NUMBER

PRODUCT


WIDTH DEPTH HEIGHT

PRICE

DESCRIPTION



*Shown Above:
TB-6024-AL-M-D



*Rectangle Table Shape

MODEL NUMBER	PRODUCT	WIDTH	DEPTH	HEIGHT
	Rectangle Table, 60" Width, 24" Depth	60"	24"	29"
	ALUMINUM Edge;			
	with WOOD Leg Option:	60"	24"	29"
TB-6024-AL-W-SQ	Square			
TB-6024-AL-W-SQR	Square Radius			
TB-6024-AL-W-SQT	Square Tapered			
TB-6024-AL-W-DT	Diameter Tapered			
TB-6024-AL-W-SR	Safari			
	with METAL Leg Option:	60"	24"	29"
TB-6024-AL-M-SQ	Square			
TB-6024-AL-M-SS	Square & Stem			
TB-6024-AL-M-D	Diameter			
TB-6024-AL-M-DS	Diameter & Stem			
TB-6024-AL-M-BO	Balloon			
TB-6024-AL-MC-SQ	Square with Casters			
TB-6024-AL-MC-SS	Square & Stem with Casters			
TB-6024-AL-MC-D	Diameter with Casters			
TB-6024-AL-MC-DS	Diameter & Stem with Casters			
TB-6024-AL-FL	Flip Leg (for Nesting Tables)			
TB-6024-AL-FD	Folding Leg			
	Rectangle Table, 60" Width, 30" Depth	60"	30"	29"
	ALUMINUM Edge;			
	with WOOD Leg Option:	60"	30"	29"
TB-6030-AL-W-SQ	Square			
TB-6030-AL-W-SQR	Square Radius			
TB-6030-AL-W-SQT	Square Tapered			
TB-6030-AL-W-DT	Diameter Tapered			
TB-6030-AL-W-SR	Safari			
	with METAL Leg Option:	60"	30"	29"
TB-6030-AL-M-SQ	Square			
TB-6030-AL-M-SS	Square & Stem			
TB-6030-AL-M-D	Diameter			
TB-6030-AL-M-DS	Diameter & Stem			
TB-6030-AL-M-BO	Balloon			
TB-6030-AL-MC-SQ	Square with Casters			
TB-6030-AL-MC-SS	Square & Stem with Casters			
TB-6030-AL-MC-D	Diameter with Casters			
TB-6030-AL-MC-DS	Diameter & Stem with Casters			
TB-6030-AL-FL	Flip Leg (for Nesting Tables)			
TB-6030-AL-FD	Folding Leg			

Each Table Top is constructed using a 1 1/8" thick top with a Plastic Laminate top surface.

All Metal legs are coated electrostatically with an epoxy powder coat paint.


NOTES:

- * Table heights of 25" (children), 27" (youth), and 32" (wheelchair) are available by request.
- * Color of Metal Paint must be specified at the time of order.
- * Caster Leg options are recommended for Reading/Multipurpose Tables options and not meant to be used for stationary computer workstations.
- * For all tables with casters legs, only 2 legs will have casters, and the other legs will have levelers. This will create a "wheelbarrow" style of table which will ensure ease of mobility.
- * Color of the Caster Option must be specified at the time of order.
- * For the Flip OR Fold Leg option, one T-based leg comes with 2 hidden casters as shown in the image below.

\$ 1,478
\$ 1,478
\$ 1,717
\$ 1,920
\$ 1,929

\$ 1,383
\$ 2,037
\$ 1,383
\$ 2,037
\$ 1,540
\$ 1,727
\$ 2,394
\$ 1,727
\$ 2,394
\$ 2,791
\$ 2,791

Edge Option:



"AL"


2 mm Aluminum Edge *All table corners will be given a 6-inch radius for this edge option.

Metal Leg Options:



"M-SQ" Square 2"
"M-SS" Square Stem 2"
"M-D" Diameter 2"
"M-DS" Diameter Stem 2"
"M-BO" Balloon 2 1/2"
"FL" or "FD" Flip OR Fold Leg

Wood Leg Options:



"W-SQ" Square 2 3/8"
"W-SQR" Square Radius 2 3/8"
"W-SQT" Square Tapered 2 3/8"
"W-DT" Diameter Tapered 2 3/8"
"W-SR" Safari 2 3/8"

Black/Black White/Grey Silver/Orange Mirror Finish/Grey

"MC" Caster Option:
Available on all Metal Legs ONLY, with exception of the Balloon leg and Metal Bases.

MODEL NUMBER

PRODUCT

WIDTH DEPTH HEIGHT

PRICE

DESCRIPTION



*Shown Above:
TB-6024-AL-M-D



*Rectangle Table Shape

MODEL NUMBER	PRODUCT	WIDTH	DEPTH	HEIGHT
	Rectangle Table, 60" Width, 36" Depth	60"	36"	29"
	ALUMINUM Edge;			
	with WOOD Leg Option:	60"	36"	29"
TB-6036-AL-W-SQ	Square			
TB-6036-AL-W-SQR	Square Radius			
TB-6036-AL-W-SQT	Square Tapered			
TB-6036-AL-W-DT	Diameter Tapered			
TB-6036-AL-W-SR	Safari			
	with METAL Leg Option:	60"	36"	29"
TB-6036-AL-M-SQ	Square			
TB-6036-AL-M-SS	Square & Stem			
TB-6036-AL-M-D	Diameter			
TB-6036-AL-M-DS	Diameter & Stem			
TB-6036-AL-M-BO	Balloon			
TB-6036-AL-MC-SQ	Square with Casters			
TB-6036-AL-MC-SS	Square & Stem with Casters			
TB-6036-AL-MC-D	Diameter with Casters			
TB-6036-AL-MC-DS	Diameter & Stem with Casters			
TB-6036-AL-FL	Flip Leg (for Nesting Tables)			
TB-6036-AL-FD	Folding Leg			

Each Table Top is constructed using a 1 1/8" thick top with a Plastic Laminate top surface.


All Metal legs are coated electrostatically with an epoxy powder coat paint.

NOTES:

- * Table heights of 25" (children), 27" (youth), and 32" (wheelchair) are available by request.
- * Color of Metal Paint must be specified at the time of order.
- * Caster Leg options are recommended for Reading/Multipurpose Tables options and not meant to be used for stationary computer workstations.
- * For all tables with casters legs, only 2 legs will have casters, and the other legs will have levelers. This will create a "wheelbarrow" style of table which will ensure ease of mobility.
- * Color of the Caster Option must be specified at the time of order.
- * For the Flip OR Fold Leg option, one T-based leg comes with 2 hidden casters as shown in the image below.

\$ 1,727
\$ 1,727
\$ 1,958
\$ 2,162
\$ 2,169
\$ 1,624
\$ 2,286
\$ 1,624
\$ 2,286
\$ 1,780
\$ 1,976
\$ 2,636
\$ 1,976
\$ 2,636
\$ 2,953
\$ 2,953

Edge Option:




"AL"

2 mm Aluminum Edge

*All table corners will be given a 6-inch radius for this edge option.

Metal Leg Options:



"M-SQ"
Square
2"

"M-SS"
Square
Stem 2"


"M-D"
Diameter
2"

"M-DS"
Diameter
Stem 2"

"M-BO"
Balloon
2 1/2"

"FL" or "FD"
Flip OR Fold
Leg

Wood Leg Options:



"W-SQ"
Square
2 3/8"

"W-SQR"
Square
Radius
2 3/8"

"W-SQT"
Square
Tapered
2 3/8"

"W-DT"
Diameter
Tapered
2 3/8"

"W-SR"
Safari
2 3/8"



Black/
Black

White/
Grey

Silver/
Orange

Mirror Finish/
Grey

"MC" Caster Option:
Available on all Metal Legs ONLY, with exception of the Balloon leg and Metal Bases.

MODEL NUMBER
PRODUCT
WIDTH DEPTH HEIGHT
PRICE
DESCRIPTION


*Shown Above:
TB-7224-AC-M-D



*Rectangle Table Shape


MODEL NUMBER	PRODUCT	WIDTH	DEPTH	HEIGHT
	Rectangle Table, 72" Width, 24" Depth	72"	24"	29"
	ACRYLIC Edge;			
	with WOOD Leg Option:	72"	24"	29"
TB-7224-AC-W-SQ	Square			
TB-7224-AC-W-SQR	Square Radius			
TB-7224-AC-W-SQT	Square Tapered			
TB-7224-AC-W-DT	Diameter Tapered			
TB-7224-AC-W-SR	Safari			
	with METAL Leg Option:	72"	24"	29"
TB-7224-AC-M-SQ	Square			
TB-7224-AC-M-SS	Square & Stem			
TB-7224-AC-M-D	Diameter			
TB-7224-AC-M-DS	Diameter & Stem			
TB-7224-AC-M-BO	Balloon			
TB-7224-AC-MC-SQ	Square with Casters			
TB-7224-AC-MC-SS	Square & Stem with Casters			
TB-7224-AC-MC-D	Diameter with Casters			
TB-7224-AC-MC-DS	Diameter & Stem with Casters			
TB-7224-AC-FL	Flip Leg (for Nesting Tables)			
TB-7224-AC-FD	Folding Leg			
EO-7224-AC-T	T-Leg Base	72"	24"	29"
EO-7224-AC-S	Boxy Frame	72"	24"	29"
	Rectangle Table, 72" Width, 30" Depth	72"	30"	29"
	with WOOD Leg Option:	72"	30"	29"
TB-7230-AC-W-SQ	Square			
TB-7230-AC-W-SQR	Square Radius			
TB-7230-AC-W-SQT	Square Tapered			
TB-7230-AC-W-DT	Diameter Tapered			
TB-7230-AC-W-SR	Safari			
	with METAL Leg Option:	72"	30"	29"
TB-7230-AC-M-SQ	Square			
TB-7230-AC-M-SS	Square & Stem			
TB-7230-AC-M-D	Diameter			
TB-7230-AC-M-DS	Diameter & Stem			
TB-7230-AC-M-BO	Balloon			
TB-7230-AC-MC-SQ	Square with Casters			
TB-7230-AC-MC-SS	Square & Stem with Casters			
TB-7230-AC-MC-D	Diameter with Casters			
TB-7230-AC-MC-DS	Diameter & Stem with Casters			
TB-7230-AC-FL	Flip Leg (for Nesting Tables)			
TB-7230-AC-FD	Folding Leg			
EO-7230-AC-T	T-Leg Base	72"	30"	29"
EO-7230-AC-S	Boxy Frame	72"	30"	29"

Each Table Top is constructed using a 1" thick top with a Plastic Laminate top surface.


All Metal legs are coated electrostatically with an epoxy powder coat paint.

NOTES:

- * Table heights of 25" (children), 27" (youth), and 32" (wheelchair) are available by request.
- * Color of Metal Paint must be specified at the time of order.
- * Caster Leg options are recommended for Reading/Multipurpose Tables options and not meant to be used for stationary computer workstations.
- * For all tables with casters legs, only 2 legs will have casters, and the other legs will have levelers. This will create a "wheelbarrow" style of table which will ensure ease of mobility.
- * Color of the Caster Option must be specified at the time of order.
- * For the Flip OR Fold Leg option, one T-based leg comes with 2 hidden casters as shown in the image below.

Edge Option:


"AC"
2 mm Acrylic Edge

Metal Leg Options:


"M-SQ" Square 2"
"M-SS" Square Stem 2"
"M-D" Diameter 2"
"M-DS" Diameter Stem 2"
"M-BO" Balloon 2 1/2"
"T" T-Leg Base
"S" Boxy Frame Base

Wood Leg Options:


"W-SQ" Square 2 3/8"
"W-SQR" Square Radius 2 3/8"
"W-SQT" Square Tapered 2 3/8"
"W-DT" Diameter Tapered 2 3/8"
"W-SR" Safari 2 3/8"

Black/Black White/Grey Silver/Orange Mirror Finish/Grey

"MC" Caster Option:
Available on all Metal Legs ONLY, with exception of the Balloon leg and Metal Bases.

MODEL NUMBER

PRODUCT

WIDTH DEPTH HEIGHT

PRICE

DESCRIPTION



*Shown Above:
TB-7224-AC-M-D



*Rectangle Table Shape

MODEL NUMBER	PRODUCT	WIDTH	DEPTH	HEIGHT
	Rectangle Table, 72" Width, 36" Depth	72"	36"	29"
	ACRYLIC Edge;			
	with WOOD Leg Option:	72"	36"	29"
TB-7236-AC-W-SQ	Square			
TB-7236-AC-W-SQR	Square Radius			
TB-7236-AC-W-SQT	Square Tapered			
TB-7236-AC-W-DT	Diameter Tapered			
TB-7236-AC-W-SR	Safari			
	with METAL Leg Option:	72"	36"	29"
TB-7236-AC-M-SQ	Square			
TB-7236-AC-M-SS	Square & Stem			
TB-7236-AC-M-D	Diameter			
TB-7236-AC-M-DS	Diameter & Stem			
TB-7236-AC-M-BO	Balloon			
TB-7236-AC-MC-SQ	Square with Casters			
TB-7236-AC-MC-SS	Square & Stem with Casters			
TB-7236-AC-MC-D	Diameter with Casters			
TB-7236-AC-MC-DS	Diameter & Stem with Casters			
TB-7236-AC-FL	Flip Leg (for Nesting Tables)			
TB-7236-AC-FD	Folding Leg			
EO-7236-AC-T	T-Leg Base	72"	36"	29"
EO-7236-AC-S	Boxy Frame	72"	36"	29"
	Rectangle Table, 72" Width, 42" Depth	72"	42"	29"
	with WOOD Leg Option:	72"	42"	29"
TB-7242-AC-W-SQ	Square			
TB-7242-AC-W-SQR	Square Radius			
TB-7242-AC-W-SQT	Square Tapered			
TB-7242-AC-W-DT	Diameter Tapered			
TB-7242-AC-W-SR	Safari			
	with METAL Leg Option:	72"	42"	29"
TB-7242-AC-M-SQ	Square			
TB-7242-AC-M-SS	Square & Stem			
TB-7242-AC-M-D	Diameter			
TB-7242-AC-M-DS	Diameter & Stem			
TB-7242-AC-M-BO	Balloon			
TB-7242-AC-MC-SQ	Square with Casters			
TB-7242-AC-MC-SS	Square & Stem with Casters			
TB-7242-AC-MC-D	Diameter with Casters			
TB-7242-AC-MC-DS	Diameter & Stem with Casters			
TB-7242-AC-FL	Flip Leg (for Nesting Tables)			
TB-7242-AC-FD	Folding Leg			
EO-7242-AC-T	T-Leg Base	72"	42"	29"
EO-7242-AC-S	Boxy Frame	72"	42"	29"


Each Table Top is constructed using a 1" thick top with a Plastic Laminate top surface.

All Metal legs are coated electrostatically with an epoxy powder coat paint.

NOTES:


- * Table heights of 25" (children), 27" (youth), and 32" (wheelchair) are available by request.
- * Color of Metal Paint must be specified at the time of order.
- * Caster Leg options are recommended for Reading/Multipurpose Tables options and not meant to be used for stationary computer workstations.
- * For all tables with casters legs, only 2 legs will have casters, and the other legs will have levelers. This will create a "wheelbarrow" style of table which will ensure ease of mobility.
- * Color of the Caster Option must be specified at the time of order.
- * For the Flip OR Fold Leg option, one T-based leg comes with 2 hidden casters as shown in the image below.

Edge Option:



"AC"
2 mm Acrylic Edge

Metal Leg Options:



"M-SQ" Square 2"
"M-SS" Square Stem 2"
"M-D" Diameter 2"
"M-DS" Diameter Stem 2"
"M-BO" Balloon 2 1/2"
"T" T-Leg Base
"S" Boxy Frame Base

Wood Leg Options:



"W-SQ" Square 2 3/8"
"W-SQR" Square Radius 2 3/8"
"W-SQT" Square Tapered 2 3/8"
"W-DT" Diameter Tapered 2 3/8"
"W-SR" Safari 2 3/8"
"MC" Caster Option:
Available on all Metal Legs ONLY, with exception of the Balloon leg and Metal Bases.

MODEL NUMBER
PRODUCT
WIDTH DEPTH HEIGHT
PRICE
DESCRIPTION


*Shown Above:
TB-7224-SQ-M-D



*Rectangle Table Shape

MODEL NUMBER	PRODUCT	WIDTH	DEPTH	HEIGHT	PRICE
	Rectangle Table, 72" Width, 24" Depth	72"	24"	29"	
	SQUARE Edge;				
	with WOOD Leg Option:	72"	24"	29"	
TB-7224-SQ-W-SQ	Square				\$ 1,757
TB-7224-SQ-W-SQR	Square Radius				\$ 1,757
TB-7224-SQ-W-SQT	Square Tapered				\$ 1,998
TB-7224-SQ-W-DT	Diameter Tapered				\$ 2,193
TB-7224-SQ-W-SR	Safari				\$ 2,200
	with METAL Leg Option:	72"	24"	29"	
TB-7224-SQ-M-SQ	Square				\$ 1,656
TB-7224-SQ-M-SS	Square & Stem				\$ 2,317
TB-7224-SQ-M-D	Diameter				\$ 1,656
TB-7224-SQ-M-DS	Diameter & Stem				\$ 2,317
TB-7224-SQ-M-BO	Balloon				\$ 1,819
TB-7224-SQ-MC-SQ	Square with Casters				\$ 2,006
TB-7224-SQ-MC-SS	Square & Stem with Casters				\$ 2,666
TB-7224-SQ-MC-D	Diameter with Casters				\$ 2,006
TB-7224-SQ-MC-DS	Diameter & Stem with Casters				\$ 2,666
TB-7224-SQ-FL	Flip Leg (for Nesting Tables)				\$ 2,961
TB-7224-SQ-FD	Folding Leg				\$ 2,961
	Rectangle Table, 72" Width, 30" Depth	72"	30"	29"	
	with WOOD Leg Option:	72"	30"	29"	
TB-7230-SQ-W-SQ	Square				\$ 1,834
TB-7230-SQ-W-SQR	Square Radius				\$ 1,834
TB-7230-SQ-W-SQT	Square Tapered				\$ 2,069
TB-7230-SQ-W-DT	Diameter Tapered				\$ 2,270
TB-7230-SQ-W-SR	Safari				\$ 2,286
	with METAL Leg Option:	72"	30"	29"	
TB-7230-SQ-M-SQ	Square				\$ 1,734
TB-7230-SQ-M-SS	Square & Stem				\$ 2,394
TB-7230-SQ-M-D	Diameter				\$ 1,734
TB-7230-SQ-M-DS	Diameter & Stem				\$ 2,394
TB-7230-SQ-M-BO	Balloon				\$ 1,897
TB-7230-SQ-MC-SQ	Square with Casters				\$ 2,091
TB-7230-SQ-MC-SS	Square & Stem with Casters				\$ 2,744
TB-7230-SQ-MC-D	Diameter with Casters				\$ 2,091
TB-7230-SQ-MC-DS	Diameter & Stem with Casters				\$ 2,744
TB-7230-SQ-FL	Flip Leg (for Nesting Tables)				\$ 3,064
TB-7230-SQ-FD	Folding Leg				\$ 3,064

Each Table Top is constructed using a 1 1/8" thick top with a Plastic Laminate top surface.


All Metal legs are coated electrostatically with an epoxy powder coat paint.

NOTES:


- * Table heights of 25" (children), 27" (youth), and 32" (wheelchair) are available by request.
- * Color of Metal Paint must be specified at the time of order.
- * Caster Leg options are recommended for Reading/Multipurpose Tables options and not meant to be used for stationary computer workstations.
- * For all tables with casters legs, only 2 legs will have casters, and the other legs will have levelers. This will create a "wheelbarrow" style of table which will ensure ease of mobility.
- * Color of the Caster Option must be specified at the time of order.
- * For the Flip OR Fold Leg option, one T-based leg comes with 2 hidden casters as shown in the image below.

Edge Option:


"SQ"
1/4" Square Edge

Metal Leg Options:


"M-SQ" Square 2"
"M-SS" Square Stem 2"
"M-D" Diameter 2"
"M-DS" Diameter Stem 2"
"M-BO" Balloon 2 1/2"
"FL" or "FD" Flip OR Fold Leg

Wood Leg Options:


"W-SQ" Square 2 3/8"
"W-SQR" Square Radius 2 3/8"
"W-SQT" Square Tapered 2 3/8"
"W-DT" Diameter Tapered 2 3/8"
"W-SR" Safari 2 3/8"

Black/Black White/Grey Silver/Orange Mirror Finish/Grey

"MC" Caster Option:
Available on all Metal Legs ONLY, with exception of the Balloon leg and Metal Bases.

MODEL NUMBER

PRODUCT

WIDTH DEPTH HEIGHT

PRICE

DESCRIPTION



*Shown Above:
TB-7224-SQ-M-D



*Rectangle Table Shape

MODEL NUMBER	PRODUCT	WIDTH	DEPTH	HEIGHT	PRICE
	Rectangle Table, 72" Width, 36" Depth	72"	36"	29"	
	SQUARE Edge;				
	with WOOD Leg Option:	72"	36"	29"	
TB-7236-SQ-W-SQ	Square				\$ 1,920
TB-7236-SQ-W-SQR	Square Radius				\$ 1,920
TB-7236-SQ-W-SQT	Square Tapered				\$ 2,153
TB-7236-SQ-W-DT	Diameter Tapered				\$ 2,356
TB-7236-SQ-W-SR	Safari				\$ 2,363
	with METAL Leg Option:	72"	36"	29"	
TB-7236-SQ-M-SQ	Square				\$ 1,819
TB-7236-SQ-M-SS	Square & Stem				\$ 2,473
TB-7236-SQ-M-D	Diameter				\$ 1,819
TB-7236-SQ-M-DS	Diameter & Stem				\$ 2,473
TB-7236-SQ-M-BO	Balloon				\$ 1,976
TB-7236-SQ-MC-SQ	Square with Casters				\$ 2,169
TB-7236-SQ-MC-SS	Square & Stem with Casters				\$ 2,829
TB-7236-SQ-MC-D	Diameter with Casters				\$ 2,169
TB-7236-SQ-MC-DS	Diameter & Stem with Casters				\$ 2,829
TB-7236-SQ-FL	Flip Leg (for Nesting Tables)				\$ 3,157
TB-7236-SQ-FD	Folding Leg				\$ 3,157
	Rectangle Table, 72" Width, 42" Depth	72"	42"	29"	
	with WOOD Leg Option:	72"	42"	29"	
TB-7242-SQ-W-SQ	Square				\$ 1,998
TB-7242-SQ-W-SQR	Square Radius				\$ 1,998
TB-7242-SQ-W-SQT	Square Tapered				\$ 2,231
TB-7242-SQ-W-DT	Diameter Tapered				\$ 2,433
TB-7242-SQ-W-SR	Safari				\$ 2,441
	with METAL Leg Option:	72"	42"	29"	
TB-7242-SQ-M-SQ	Square				\$ 1,897
TB-7242-SQ-M-SS	Square & Stem				\$ 2,558
TB-7242-SQ-M-D	Diameter				\$ 1,897
TB-7242-SQ-M-DS	Diameter & Stem				\$ 2,558
TB-7242-SQ-M-BO	Balloon				\$ 2,053
TB-7242-SQ-MC-SQ	Square with Casters				\$ 2,246
TB-7242-SQ-MC-SS	Square & Stem with Casters				\$ 2,907
TB-7242-SQ-MC-D	Diameter with Casters				\$ 2,246
TB-7242-SQ-MC-DS	Diameter & Stem with Casters				\$ 2,907
TB-7242-SQ-FL	Flip Leg (for Nesting Tables)				\$ 3,273
TB-7242-SQ-FD	Folding Leg				\$ 3,273

Each Table Top is constructed using a 1 1/8" thick top with a Plastic Laminate top surface.

All Metal legs are coated electrostatically with an epoxy powder coat paint.

NOTES:


- * Table heights of 25" (children), 27" (youth), and 32" (wheelchair) are available by request.
- * Color of Metal Paint must be specified at the time of order.
- * Caster Leg options are recommended for Reading/Multipurpose Tables options and not meant to be used for stationary computer workstations.
- * For all tables with casters legs, only 2 legs will have casters, and the other legs will have levelers. This will create a "wheelbarrow" style of table which will ensure ease of mobility.
- * Color of the Caster Option must be specified at the time of order.
- * For the Flip OR Fold Leg option, one T-based leg comes with 2 hidden casters as shown in the image below.

Edge Option:




"SQ"
1/4" Square Edge

Metal Leg Options:



Wood Leg Options:



"MC" Caster Option:
Available on all Metal Legs ONLY, with exception of the Balloon leg and Metal Bases.

MODEL NUMBER **PRODUCT** **WIDTH** **DEPTH** **HEIGHT**



*Shown Above:
TB-7224-DSQ-M-D



*Rectangle Table Shape

	Rectangle Table, 72" Width, 24" Depth	72"	24"	29"
	DROPPED SQUARE Edge;			
	with WOOD Leg Option:	72"	24"	29"
TB-7224-DSQ-W-SQ	Square			
TB-7224-DSQ-W-SQR	Square Radius			
TB-7224-DSQ-W-SQT	Square Tapered			
TB-7224-DSQ-W-DT	Diameter Tapered			
TB-7224-DSQ-W-SR	Safari			
	with METAL Leg Option:	72"	24"	29"
TB-7224-DSQ-M-SQ	Square			
TB-7224-DSQ-M-SS	Square & Stem			
TB-7224-DSQ-M-D	Diameter			
TB-7224-DSQ-M-DS	Diameter & Stem			
TB-7224-DSQ-M-BO	Balloon			
TB-7224-DSQ-MC-SQ	Square with Casters			
TB-7224-DSQ-MC-SS	Square & Stem with Casters			
TB-7224-DSQ-MC-D	Diameter with Casters			
TB-7224-DSQ-MC-DS	Diameter & Stem with Casters			
TB-7224-DSQ-FL	Flip Leg (for Nesting Tables)			
TB-7224-DSQ-FD	Folding Leg			
	Rectangle Table, 72" Width, 30" Depth	72"	30"	29"
	with WOOD Leg Option:	72"	30"	29"
TB-7230-DSQ-W-SQ	Square			
TB-7230-DSQ-W-SQR	Square Radius			
TB-7230-DSQ-W-SQT	Square Tapered			
TB-7230-DSQ-W-DT	Diameter Tapered			
TB-7230-DSQ-W-SR	Safari			
	with METAL Leg Option:	72"	30"	29"
TB-7230-DSQ-M-SQ	Square			
TB-7230-DSQ-M-SS	Square & Stem			
TB-7230-DSQ-M-D	Diameter			
TB-7230-DSQ-M-DS	Diameter & Stem			
TB-7230-DSQ-M-BO	Balloon			
TB-7230-DSQ-MC-SQ	Square with Casters			
TB-7230-DSQ-MC-SS	Square & Stem with Casters			
TB-7230-DSQ-MC-D	Diameter with Casters			
TB-7230-DSQ-MC-DS	Diameter & Stem with Casters			
TB-7230-DSQ-FL	Flip Leg (for Nesting Tables)			
TB-7230-DSQ-FD	Folding Leg			

PRICE **DESCRIPTION**

	Each Table Top is constructed using a 1 1/8" thick top with a Plastic Laminate top surface.
	All Metal legs are coated electrostatically with an epoxy powder coat paint.
	NOTES:
	* Table heights of 25" (children), 27" (youth), and 32" (wheelchair) are available by request.
	* Color of Metal Paint must be specified at the time of order.
	* Caster Leg options are recommended for Reading/Multipurpose Tables options and not meant to be used for stationary computer workstations.
	* For all tables with casters legs, only 2 legs will have casters, and the other legs will have levelers. This will create a "wheelbarrow" style of table which will ensure ease of mobility.
	* Color of the Caster Option must be specified at the time of order.
	* For the Flip OR Fold Leg option, one T-based leg comes with 2 hidden casters as shown in the image below.
	Edge Option:
	"DSQ" 3/4" Dropped Square Edge
	Metal Leg Options:
	"M-SQ" Square 2" "M-SS" Square Stem 2" "M-D" Diameter 2" "M-DS" Diameter Stem 2" "M-BO" Balloon 2 1/2" "FL" or "FD" Flip OR Fold Leg
	Wood Leg Options:
	"W-SQ" Square 2 3/8" "W-SQR" Square Radius 2 3/8" "W-SQT" Square Tapered 2 3/8" "W-DT" Diameter Tapered 2 3/8" "W-SR" Safari 2 3/8" "MC" Caster Option: Available on all Metal Legs ONLY, with exception of the Balloon leg and Metal Bases.

\$ 1,881
\$ 1,881
\$ 2,122
\$ 2,317
\$ 2,324

\$ 1,780
\$ 2,441
\$ 1,780
\$ 2,441
\$ 2,263
\$ 2,130
\$ 2,791
\$ 2,130
\$ 2,791
\$ 3,085
\$ 3,085


\$ 1,976
\$ 1,976
\$ 2,207
\$ 2,410
\$ 2,417

\$ 1,873
\$ 2,527
\$ 1,873
\$ 2,527
\$ 2,029
\$ 2,215
\$ 2,884
\$ 2,215
\$ 2,884
\$ 3,195
\$ 3,195

MODEL NUMBER **PRODUCT** **WIDTH** **DEPTH** **HEIGHT**



*Shown Above:
TB-7224-DSQ-M-D



*Rectangle Table Shape

MODEL NUMBER	PRODUCT	WIDTH	DEPTH	HEIGHT
	Rectangle Table, 72" Width, 36" Depth	72"	36"	29"
	DROPPED SQUARE Edge;			
	with WOOD Leg Option:	72"	36"	29"
TB-7236-DSQ-W-SQ	Square			
TB-7236-DSQ-W-SQR	Square Radius			
TB-7236-DSQ-W-SQT	Square Tapered			
TB-7236-DSQ-W-DT	Diameter Tapered			
TB-7236-DSQ-W-SR	Safari			
	with METAL Leg Option:	72"	36"	29"
TB-7236-DSQ-M-SQ	Square			
TB-7236-DSQ-M-SS	Square & Stem			
TB-7236-DSQ-M-D	Diameter			
TB-7236-DSQ-M-DS	Diameter & Stem			
TB-7236-DSQ-M-BO	Balloon			
TB-7236-DSQ-MC-SQ	Square with Casters			
TB-7236-DSQ-MC-SS	Square & Stem with Casters			
TB-7236-DSQ-MC-D	Diameter with Casters			
TB-7236-DSQ-MC-DS	Diameter & Stem with Casters			
TB-7236-DSQ-FL	Flip Leg (for Nesting Tables)			
TB-7236-DSQ-FD	Folding Leg			
	Rectangle Table, 72" Width, 42" Depth	72"	42"	29"
	with WOOD Leg Option:	72"	42"	29"
TB-7242-DSQ-W-SQ	Square			
TB-7242-DSQ-W-SQR	Square Radius			
TB-7242-DSQ-W-SQT	Square Tapered			
TB-7242-DSQ-W-DT	Diameter Tapered			
TB-7242-DSQ-W-SR	Safari			
	with METAL Leg Option:	72"	42"	29"
TB-7242-DSQ-M-SQ	Square			
TB-7242-DSQ-M-SS	Square & Stem			
TB-7242-DSQ-M-D	Diameter			
TB-7242-DSQ-M-DS	Diameter & Stem			
TB-7242-DSQ-M-BO	Balloon			
TB-7242-DSQ-MC-SQ	Square with Casters			
TB-7242-DSQ-MC-SS	Square & Stem with Casters			
TB-7242-DSQ-MC-D	Diameter with Casters			
TB-7242-DSQ-MC-DS	Diameter & Stem with Casters			
TB-7242-DSQ-FL	Flip Leg (for Nesting Tables)			
TB-7242-DSQ-FD	Folding Leg			

PRICE **DESCRIPTION**

	Each Table Top is constructed using a 1 1/8" thick top with a Plastic Laminate top surface.
	All Metal legs are coated electrostatically with an epoxy powder coat paint.
	NOTES:
	* Table heights of 25" (children), 27" (youth), and 32" (wheelchair) are available by request.
	* Color of Metal Paint must be specified at the time of order.
	* Caster Leg options are recommended for Reading/Multipurpose Tables options and not meant to be used for stationary computer workstations.
	* For all tables with casters legs, only 2 legs will have casters, and the other legs will have levelers. This will create a "wheelbarrow" style of table which will ensure ease of mobility.
	* Color of the Caster Option must be specified at the time of order.
	* For the Flip OR Fold Leg option, one T-based leg comes with 2 hidden casters as shown in the image below.
	Edge Option:
	"DSQ" 3/4" Dropped Square Edge
	Metal Leg Options:
	Wood Leg Options:
	MC" Caster Option: Available on all Metal Legs ONLY, with exception of the Balloon leg and Metal Bases.

	\$ 2,060
	\$ 2,060
	\$ 2,293
	\$ 2,494
	\$ 2,504
	\$ 1,958
	\$ 2,612
	\$ 1,958
	\$ 2,612
	\$ 2,122
	\$ 2,309
	\$ 2,970
	\$ 2,309
	\$ 2,970
	\$ 3,297
	\$ 3,297
	\$ 2,146
	\$ 2,146
	\$ 2,387
	\$ 2,588
	\$ 2,598
	\$ 2,045
	\$ 2,705
	\$ 2,045
	\$ 2,705
	\$ 2,207
	\$ 2,394
	\$ 3,056
	\$ 2,394
	\$ 3,056
	\$ 3,428
	\$ 3,428

MODEL NUMBER

PRODUCT

WIDTH DEPTH HEIGHT

PRICE

DESCRIPTION



*Shown Above:
TB-7224-DBN-M-D



*Rectangle Table Shape

MODEL NUMBER	PRODUCT	WIDTH	DEPTH	HEIGHT	PRICE
	Rectangle Table, 72" Width, 24" Depth	72"	24"	29"	
	DROPPED BULLNOSE Edge;				
	with WOOD Leg Option:	72"	24"	29"	
TB-7224-DBN-W-SQ	Square				\$ 1,897
TB-7224-DBN-W-SQR	Square Radius				\$ 1,897
TB-7224-DBN-W-SQT	Square Tapered				\$ 2,139
TB-7224-DBN-W-DT	Diameter Tapered				\$ 2,339
TB-7224-DBN-W-SR	Safari				\$ 2,348
	with METAL Leg Option:	72"	24"	29"	
TB-7224-DBN-M-SQ	Square				\$ 1,804
TB-7224-DBN-M-SS	Square & Stem				\$ 2,456
TB-7224-DBN-M-D	Diameter				\$ 1,804
TB-7224-DBN-M-DS	Diameter & Stem				\$ 2,456
TB-7224-DBN-M-BO	Balloon				\$ 1,958
TB-7224-DBN-MC-SQ	Square with Casters				\$ 2,146
TB-7224-DBN-MC-SS	Square & Stem with Casters				\$ 2,806
TB-7224-DBN-MC-D	Diameter with Casters				\$ 2,146
TB-7224-DBN-MC-DS	Diameter & Stem with Casters				\$ 2,806
TB-7224-DBN-FL	Flip Leg (for Nesting Tables)				\$ 3,102
TB-7224-DBN-FD	Folding Leg				\$ 3,102
	Rectangle Table, 72" Width, 30" Depth	72"	30"	29"	
	with WOOD Leg Option:	72"	30"	29"	
TB-7230-DBN-W-SQ	Square				\$ 1,989
TB-7230-DBN-W-SQR	Square Radius				\$ 1,989
TB-7230-DBN-W-SQT	Square Tapered				\$ 2,224
TB-7230-DBN-W-DT	Diameter Tapered				\$ 2,425
TB-7230-DBN-W-SR	Safari				\$ 2,433
	with METAL Leg Option:	72"	30"	29"	
TB-7230-DBN-M-SQ	Square				\$ 1,889
TB-7230-DBN-M-SS	Square & Stem				\$ 2,542
TB-7230-DBN-M-D	Diameter				\$ 1,889
TB-7230-DBN-M-DS	Diameter & Stem				\$ 2,542
TB-7230-DBN-M-BO	Balloon				\$ 2,045
TB-7230-DBN-MC-SQ	Square with Casters				\$ 2,239
TB-7230-DBN-MC-SS	Square & Stem with Casters				\$ 2,899
TB-7230-DBN-MC-D	Diameter with Casters				\$ 2,239
TB-7230-DBN-MC-DS	Diameter & Stem with Casters				\$ 2,899
TB-7230-DBN-FL	Flip Leg (for Nesting Tables)				\$ 3,210
TB-7230-DBN-FD	Folding Leg				\$ 3,210

Each Table Top is constructed using a 1 1/8" thick top with a Plastic Laminate top surface.

All Metal legs are coated electrostatically with an epoxy powder coat paint.

NOTES:


- * Table heights of 25" (children), 27" (youth), and 32" (wheelchair) are available by request.
- * Color of Metal Paint must be specified at the time of order.
- * Caster Leg options are recommended for Reading/Multipurpose Tables options and not meant to be used for stationary computer workstations.
- * For all tables with casters legs, only 2 legs will have casters, and the other legs will have levelers. This will create a "wheelbarrow" style of table which will ensure ease of mobility.
- * Color of the Caster Option must be specified at the time of order.
- * For the Flip OR Fold Leg option, one T-based leg comes with 2 hidden casters as shown in the image below.

Edge Option:




"DBN"
3/4" Dropped Bullnoses Edge

Metal Leg Options:



Wood Leg Options:



"MC" Caster Option:
Available on all Metal Legs ONLY, with exception of the Balloon leg and Metal Bases.

MODEL NUMBER

PRODUCT

WIDTH DEPTH HEIGHT

PRICE

DESCRIPTION



*Shown Above:
TB-7224-DBN-M-D



*Rectangle Table Shape

MODEL NUMBER	PRODUCT	WIDTH	DEPTH	HEIGHT
	Rectangle Table, 72" Width, 36" Depth	72"	36"	29"
	DROPPED BULLNOSE Edge;			
	with WOOD Leg Option:	72"	36"	29"
TB-7236-DBN-W-SQ	Square			
TB-7236-DBN-W-SQR	Square Radius			
TB-7236-DBN-W-SQT	Square Tapered			
TB-7236-DBN-W-DT	Diameter Tapered			
TB-7236-DBN-W-SR	Safari			
	with METAL Leg Option:	72"	36"	29"
TB-7236-DBN-M-SQ	Square			
TB-7236-DBN-M-SS	Square & Stem			
TB-7236-DBN-M-D	Diameter			
TB-7236-DBN-M-DS	Diameter & Stem			
TB-7236-DBN-M-BO	Balloon			
TB-7236-DBN-MC-SQ	Square with Casters			
TB-7236-DBN-MC-SS	Square & Stem with Casters			
TB-7236-DBN-MC-D	Diameter with Casters			
TB-7236-DBN-MC-DS	Diameter & Stem with Casters			
TB-7236-DBN-FL	Flip Leg (for Nesting Tables)			
TB-7236-DBN-FD	Folding Leg			
	Rectangle Table, 72" Width, 42" Depth	72"	42"	29"
	with WOOD Leg Option:	72"	42"	29"
TB-7242-DBN-W-SQ	Square			
TB-7242-DBN-W-SQR	Square Radius			
TB-7242-DBN-W-SQT	Square Tapered			
TB-7242-DBN-W-DT	Diameter Tapered			
TB-7242-DBN-W-SR	Safari			
	with METAL Leg Option:	72"	42"	29"
TB-7242-DBN-M-SQ	Square			
TB-7242-DBN-M-SS	Square & Stem			
TB-7242-DBN-M-D	Diameter			
TB-7242-DBN-M-DS	Diameter & Stem			
TB-7242-DBN-M-BO	Balloon			
TB-7242-DBN-MC-SQ	Square with Casters			
TB-7242-DBN-MC-SS	Square & Stem with Casters			
TB-7242-DBN-MC-D	Diameter with Casters			
TB-7242-DBN-MC-DS	Diameter & Stem with Casters			
TB-7242-DBN-FL	Flip Leg (for Nesting Tables)			
TB-7242-DBN-FD	Folding Leg			

Each Table Top is constructed using a 1 1/8" thick top with a Plastic Laminate top surface.

All Metal legs are coated electrostatically with an epoxy powder coat paint.

NOTES:

- * Table heights of 25" (children), 27" (youth), and 32" (wheelchair) are available by request.
- * Color of Metal Paint must be specified at the time of order.
- * Caster Leg options are recommended for Reading/Multipurpose Tables options and not meant to be used for stationary computer workstations.
- * For all tables with casters legs, only 2 legs will have casters, and the other legs will have levelers. This will create a "wheelbarrow" style of table which will ensure ease of mobility.
- * Color of the Caster Option must be specified at the time of order.
- * For the Flip OR Fold Leg option, one T-based leg comes with 2 hidden casters as shown in the image below.


\$ 2,076
\$ 2,076
\$ 2,317
\$ 2,512
\$ 2,519

\$ 1,976
\$ 2,636
\$ 1,976
\$ 2,636
\$ 2,139
\$ 2,324
\$ 2,985
\$ 2,324
\$ 2,985
\$ 3,312
\$ 3,312


Edge Option:



Metal Leg Options:



Wood Leg Options:



MODEL NUMBER

PRODUCT


WIDTH DEPTH HEIGHT

PRICE

DESCRIPTION



*Shown Above:
TB-7224-DCH-M-D



*Rectangle Table Shape

MODEL NUMBER	PRODUCT	WIDTH	DEPTH	HEIGHT
	Rectangle Table, 72" Width, 24" Depth	72"	24"	29"
	DROPPED CHAMFERED Edge;			
	with WOOD Leg Option:	72"	24"	29"
TB-7224-DCH-W-SQ	Square			
TB-7224-DCH-W-SQR	Square Radius			
TB-7224-DCH-W-SQT	Square Tapered			
TB-7224-DCH-W-DT	Diameter Tapered			
TB-7224-DCH-W-SR	Safari			
	with METAL Leg Option:	72"	24"	29"
TB-7224-DCH-M-SQ	Square			
TB-7224-DCH-M-SS	Square & Stem			
TB-7224-DCH-M-D	Diameter			
TB-7224-DCH-M-DS	Diameter & Stem			
TB-7224-DCH-M-BO	Balloon			
TB-7224-DCH-MC-SQ	Square with Casters			
TB-7224-DCH-MC-SS	Square & Stem with Casters			
TB-7224-DCH-MC-D	Diameter with Casters			
TB-7224-DCH-MC-DS	Diameter & Stem with Casters			
TB-7224-DCH-FL	Flip Leg (for Nesting Tables)			
TB-7224-DCH-FD	Folding Leg			
	Rectangle Table, 72" Width, 30" Depth	72"	30"	29"
	with WOOD Leg Option:	72"	30"	29"
TB-7230-DCH-W-SQ	Square			
TB-7230-DCH-W-SQR	Square Radius			
TB-7230-DCH-W-SQT	Square Tapered			
TB-7230-DCH-W-DT	Diameter Tapered			
TB-7230-DCH-W-SR	Safari			
	with METAL Leg Option:	72"	30"	29"
TB-7230-DCH-M-SQ	Square			
TB-7230-DCH-M-SS	Square & Stem			
TB-7230-DCH-M-D	Diameter			
TB-7230-DCH-M-DS	Diameter & Stem			
TB-7230-DCH-M-BO	Balloon			
TB-7230-DCH-MC-SQ	Square with Casters			
TB-7230-DCH-MC-SS	Square & Stem with Casters			
TB-7230-DCH-MC-D	Diameter with Casters			
TB-7230-DCH-MC-DS	Diameter & Stem with Casters			
TB-7230-DCH-FL	Flip Leg (for Nesting Tables)			
TB-7230-DCH-FD	Folding Leg			

\$ 1,897
\$ 1,897
\$ 2,139
\$ 2,339
\$ 2,348

\$ 1,804
\$ 2,456
\$ 1,804
\$ 2,456
\$ 1,958
\$ 2,146
\$ 2,806
\$ 2,146
\$ 2,806
\$ 3,102
\$ 3,102

\$ 1,989
\$ 1,989
\$ 2,224
\$ 2,425
\$ 2,433

\$ 1,889
\$ 2,542
\$ 1,889
\$ 2,542
\$ 2,045
\$ 2,239
\$ 2,899
\$ 2,239
\$ 2,899
\$ 2,899
\$ 3,210
\$ 3,210

Each Table Top is constructed using a 1 1/8" thick top with a Plastic Laminate top surface.

All Metal legs are coated electrostatically with an epoxy powder coat paint.

NOTES:

- * Table heights of 25" (children), 27" (youth), and 32" (wheelchair) are available by request.
- * Color of Metal Paint must be specified at the time of order.
- * Caster Leg options are recommended for Reading/Multipurpose Tables options and not meant to be used for stationary computer workstations.
- * For all tables with casters legs, only 2 legs will have casters, and the other legs will have levelers. This will create a "wheelbarrow" style of table which will ensure ease of mobility.
- * Color of the Caster Option must be specified at the time of order.
- * For the Flip OR Fold Leg option, one T-based leg comes with 2 hidden casters as shown in the


image below

Edge Option:



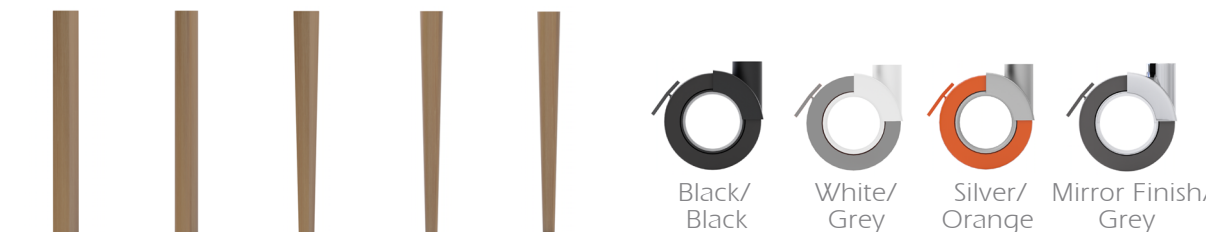
"DCH"
3/4" Dropped Chamfered Edge

Metal Leg Options:



"M-SQ" Square 2"
"M-SS" Square Stem 2"
"M-D" Diameter 2"
"M-DS" Diameter Stem 2"
"M-BO" Balloon 2 1/2"
"FL" or "FD" Flip OR Fold Leg

Wood Leg Options:



"W-SQ" Square 2 3/8"
"W-SQR" Square Radius 2 3/8"
"W-SQT" Square Tapered 2 3/8"
"W-DT" Diameter Tapered 2 3/8"
"W-SR" Safari 2 3/8"
"MC" Caster Option:
Available on all Metal Legs ONLY, with exception of the Balloon leg and Metal Bases.

MODEL NUMBER

PRODUCT


WIDTH DEPTH HEIGHT

PRICE

DESCRIPTION



*Shown Above:
TB-7224-DCH-M-D



*Rectangle Table Shape

MODEL NUMBER	PRODUCT	WIDTH	DEPTH	HEIGHT	PRICE
	Rectangle Table, 72" Width, 36" Depth	72"	36"	29"	
	DROPPED CHAMFERED Edge;				
	with WOOD Leg Option:	72"	36"	29"	
TB-7236-DCH-W-SQ	Square				\$ 2,076
TB-7236-DCH-W-SQR	Square Radius				\$ 2,076
TB-7236-DCH-W-SQT	Square Tapered				\$ 2,317
TB-7236-DCH-W-DT	Diameter Tapered				\$ 2,512
TB-7236-DCH-W-SR	Safari				\$ 2,519
	with METAL Leg Option:	72"	36"	29"	
TB-7236-DCH-M-SQ	Square				\$ 1,976
TB-7236-DCH-M-SS	Square & Stem				\$ 2,636
TB-7236-DCH-M-D	Diameter				\$ 1,976
TB-7236-DCH-M-DS	Diameter & Stem				\$ 2,636
TB-7236-DCH-M-BO	Balloon				\$ 2,139
TB-7236-DCH-MC-SQ	Square with Casters				\$ 2,324
TB-7236-DCH-MC-SS	Square & Stem with Casters				\$ 2,985
TB-7236-DCH-MC-D	Diameter with Casters				\$ 2,324
TB-7236-DCH-MC-DS	Diameter & Stem with Casters				\$ 2,985
TB-7236-DCH-FL	Flip Leg (for Nesting Tables)				\$ 3,312
TB-7236-DCH-FD	Folding Leg				\$ 3,312
	Rectangle Table, 72" Width, 42" Depth	72"	42"	29"	
	with WOOD Leg Option:	72"	42"	29"	
TB-7242-DCH-W-SQ	Square				\$ 2,169
TB-7242-DCH-W-SQR	Square Radius				\$ 2,169
TB-7242-DCH-W-SQT	Square Tapered				\$ 2,401
TB-7242-DCH-W-DT	Diameter Tapered				\$ 2,605
TB-7242-DCH-W-SR	Safari				\$ 2,612
	with METAL Leg Option:	72"	42"	29"	
TB-7242-DCH-M-SQ	Square				\$ 2,069
TB-7242-DCH-M-SS	Square & Stem				\$ 2,722
TB-7242-DCH-M-D	Diameter				\$ 2,069
TB-7242-DCH-M-DS	Diameter & Stem				\$ 2,722
TB-7242-DCH-M-BO	Balloon				\$ 2,224
TB-7242-DCH-MC-SQ	Square with Casters				\$ 2,417
TB-7242-DCH-MC-SS	Square & Stem with Casters				\$ 3,077
TB-7242-DCH-MC-D	Diameter with Casters				\$ 2,417
TB-7242-DCH-MC-DS	Diameter & Stem with Casters				\$ 3,077
TB-7242-DCH-FL	Flip Leg (for Nesting Tables)				\$ 3,444
TB-7242-DCH-FD	Folding Leg				\$ 3,444

Each Table Top is constructed using a 1 1/8" thick top with a Plastic Laminate top surface.

All Metal legs are coated electrostatically with an epoxy powder coat paint.

NOTES:

- * Table heights of 25" (children), 27" (youth), and 32" (wheelchair) are available by request.
- * Color of Metal Paint must be specified at the time of order.
- * Caster Leg options are recommended for Reading/Multipurpose Tables options and not meant to be used for stationary computer workstations.
- * For all tables with casters legs, only 2 legs will have casters, and the other legs will have levelers. This will create a "wheelbarrow" style of table which will ensure ease of mobility.
- * Color of the Caster Option must be specified at the time of order.
- * For the Flip OR Fold Leg option, one T-based leg comes with 2 hidden casters as shown in the


image below

Edge Option:




"DCH"
3/4" Dropped Chamfered Edge

Metal Leg Options:



Wood Leg Options:



"MC" Caster Option:
Available on all Metal Legs ONLY, with exception of the Balloon leg and Metal Bases.

MODEL NUMBER

PRODUCT

WIDTH DEPTH HEIGHT

PRICE

DESCRIPTION



*Shown Above:
TB-7224-AL-M-D



*Rectangle Table Shape

MODEL NUMBER	PRODUCT	WIDTH	DEPTH	HEIGHT
	Rectangle Table, 72" Width, 24" Depth	72"	24"	29"
	ALUMINUM Edge;			
	with WOOD Leg Option:	72"	24"	29"
TB-7224-AL-W-SQ	Square			
TB-7224-AL-W-SQR	Square Radius			
TB-7224-AL-W-SQT	Square Tapered			
TB-7224-AL-W-DT	Diameter Tapered			
TB-7224-AL-W-SR	Safari			
	with METAL Leg Option:	72"	24"	29"
TB-7224-AL-M-SQ	Square			
TB-7224-AL-M-SS	Square & Stem			
TB-7224-AL-M-D	Diameter			
TB-7224-AL-M-DS	Diameter & Stem			
TB-7224-AL-M-BO	Balloon			
TB-7224-AL-MC-SQ	Square with Casters			
TB-7224-AL-MC-SS	Square & Stem with Casters			
TB-7224-AL-MC-D	Diameter with Casters			
TB-7224-AL-MC-DS	Diameter & Stem with Casters			
TB-7224-AL-FL	Flip Leg (for Nesting Tables)			
TB-7224-AL-FD	Folding Leg			
	Rectangle Table, 72" Width, 30" Depth	72"	30"	29"
	with WOOD Leg Option:	72"	30"	29"
TB-7230-AL-W-SQ	Square			
TB-7230-AL-W-SQR	Square Radius			
TB-7230-AL-W-SQT	Square Tapered			
TB-7230-AL-W-DT	Diameter Tapered			
TB-7230-AL-W-SR	Safari			
	with METAL Leg Option:	72"	30"	29"
TB-7230-AL-M-SQ	Square			
TB-7230-AL-M-SS	Square & Stem			
TB-7230-AL-M-D	Diameter			
TB-7230-AL-M-DS	Diameter & Stem			
TB-7230-AL-M-BO	Balloon			
TB-7230-AL-MC-SQ	Square with Casters			
TB-7230-AL-MC-SS	Square & Stem with Casters			
TB-7230-AL-MC-D	Diameter with Casters			
TB-7230-AL-MC-DS	Diameter & Stem with Casters			
TB-7230-AL-FL	Flip Leg (for Nesting Tables)			
TB-7230-AL-FD	Folding Leg			

Each Table Top is constructed using a 1 1/8" thick top with a Plastic Laminate top surface.

All Metal legs are coated electrostatically with an epoxy powder coat paint.

NOTES:

- * Table heights of 25" (children), 27" (youth), and 32" (wheelchair) are available by request.
- * Color of Metal Paint must be specified at the time of order.
- * Caster Leg options are recommended for Reading/Multipurpose Tables options and not meant to be used for stationary computer workstations.
- * For all tables with casters legs, only 2 legs will have casters, and the other legs will have levelers. This will create a "wheelbarrow" style of table which will ensure ease of mobility.
- * Color of the Caster Option must be specified at the time of order.
- * For the Flip OR Fold Leg option, one T-based leg comes with 2 hidden casters as shown in the image below.

\$ 1,664
\$ 1,664
\$ 1,897
\$ 2,100
\$ 2,107

\$ 1,563
\$ 2,215
\$ 1,563
\$ 2,215
\$ 1,727
\$ 1,912
\$ 2,574
\$ 1,912
\$ 2,574
\$ 2,868
\$ 2,868

Edge Option:




"AL"

2 mm Aluminum Edge

*All table corners will be given a 6-inch radius for this edge option.

Metal Leg Options:



"M-SQ"
Square
2"

"M-SS"
Square
Stem 2"

"M-D"
Diameter
2"


"M-DS"
Diameter
Stem 2"

"M-BO"
Balloon
2 1/2"

"FL" or "FD"
Flip OR Fold
Leg

\$ 1,734
\$ 1,734
\$ 1,976
\$ 2,169
\$ 2,184

Wood Leg Options:



"W-SQ"
Square
2 3/8"

"W-SQR"
Square
Radius
2 3/8"

"W-SQT"
Square
Tapered
2 3/8"

"W-DT"
Diameter
Tapered
2 3/8"

"W-SR"
Safari
2 3/8"



Black/
Black



White/
Grey



Silver/
Orange



Mirror Finish/
Grey

"MC" Caster Option:
Available on all Metal Legs ONLY, with exception of the Balloon leg and Metal Bases.

\$ 1,633
\$ 2,293
\$ 1,633
\$ 2,293
\$ 1,795
\$ 1,989
\$ 2,643
\$ 1,989
\$ 2,643
\$ 2,961
\$ 2,961

MODEL NUMBER

PRODUCT


WIDTH DEPTH HEIGHT

PRICE

DESCRIPTION



*Shown Above:
TB-7224-AL-M-D



*Rectangle Table Shape

MODEL NUMBER	PRODUCT	WIDTH	DEPTH	HEIGHT	PRICE
	Rectangle Table, 72" Width, 36" Depth	72"	36"	29"	
	ALUMINUM Edge;				
	with WOOD Leg Option:	72"	36"	29"	
TB-7236-AL-W-SQ	Square				\$ 1,811
TB-7236-AL-W-SQR	Square Radius				\$ 1,811
TB-7236-AL-W-SQT	Square Tapered				\$ 2,045
TB-7236-AL-W-DT	Diameter Tapered				\$ 2,246
TB-7236-AL-W-SR	Safari				\$ 2,254
	with METAL Leg Option:	72"	36"	29"	
TB-7236-AL-M-SQ	Square				\$ 1,710
TB-7236-AL-M-SS	Square & Stem				\$ 2,363
TB-7236-AL-M-D	Diameter				\$ 1,710
TB-7236-AL-M-DS	Diameter & Stem				\$ 2,363
TB-7236-AL-M-BO	Balloon				\$ 1,873
TB-7236-AL-MC-SQ	Square with Casters				\$ 2,060
TB-7236-AL-MC-SS	Square & Stem with Casters				\$ 2,722
TB-7236-AL-MC-D	Diameter with Casters				\$ 2,060
TB-7236-AL-MC-DS	Diameter & Stem with Casters				\$ 2,722
TB-7236-AL-FL	Flip Leg (for Nesting Tables)				\$ 3,047
TB-7236-AL-FD	Folding Leg				\$ 3,047
	Rectangle Table, 72" Width, 42" Depth	72"	42"	29"	
	with WOOD Leg Option:	72"	42"	29"	
TB-7242-AL-W-SQ	Square				\$ 1,881
TB-7242-AL-W-SQR	Square Radius				\$ 1,881
TB-7242-AL-W-SQT	Square Tapered				\$ 2,122
TB-7242-AL-W-DT	Diameter Tapered				\$ 2,317
TB-7242-AL-W-SR	Safari				\$ 2,332
	with METAL Leg Option:	72"	42"	29"	
TB-7242-AL-M-SQ	Square				\$ 1,780
TB-7242-AL-M-SS	Square & Stem				\$ 2,441
TB-7242-AL-M-D	Diameter				\$ 1,780
TB-7242-AL-M-DS	Diameter & Stem				\$ 2,441
TB-7242-AL-M-BO	Balloon				\$ 1,945
TB-7242-AL-MC-SQ	Square with Casters				\$ 2,139
TB-7242-AL-MC-SS	Square & Stem with Casters				\$ 2,791
TB-7242-AL-MC-D	Diameter with Casters				\$ 2,139
TB-7242-AL-MC-DS	Diameter & Stem with Casters				\$ 2,791
TB-7242-AL-FL	Flip Leg (for Nesting Tables)				\$ 3,157
TB-7242-AL-FD	Folding Leg				\$ 3,157


Each Table Top is constructed using a 1 1/8" thick top with a Plastic Laminate top surface.

All Metal legs are coated electrostatically with an epoxy powder coat paint.

NOTES:

- * Table heights of 25" (children), 27" (youth), and 32" (wheelchair) are available by request.
- * Color of Metal Paint must be specified at the time of order.
- * Caster Leg options are recommended for Reading/Multipurpose Tables options and not meant to be used for stationary computer workstations.
- * For all tables with casters legs, only 2 legs will have casters, and the other legs will have levelers. This will create a "wheelbarrow" style of table which will ensure ease of mobility.
- * Color of the Caster Option must be specified at the time of order.
- * For the Flip OR Fold Leg option, one T-based leg comes with 2 hidden casters as shown in the image below.


Edge Option:



"AL"


2 mm Aluminum Edge *All table corners will be given a 6-inch radius for this edge option.

Metal Leg Options:



"M-SQ" Square 2"
"M-SS" Square Stem 2"
"M-D" Diameter 2"
"M-DS" Diameter Stem 2"
"M-BO" Balloon 2 1/2"
"FL" or "FD" Flip OR Fold Leg

Wood Leg Options:



"W-SQ" Square 2 3/8"
"W-SQR" Square Radius 2 3/8"
"W-SQT" Square Tapered 2 3/8"
"W-DT" Diameter Tapered 2 3/8"
"W-SR" Safari 2 3/8"



"MC" Caster Option:
Available on all Metal Legs ONLY, with exception of the Balloon leg and Metal Bases.

MODEL NUMBER

PRODUCT

WIDTH DEPTH HEIGHT

PRICE

DESCRIPTION



*Shown Above:
TB-8442-AC-M-D



*Rectangle Table Shape

MODEL NUMBER	PRODUCT	WIDTH	DEPTH	HEIGHT
	Rectangle Table, 84" Width, 36" Depth	84"	36"	29"
	ACRYLIC Edge;			
	with WOOD Leg Option:	84"	36"	29"
TB-8436-AC-W-SQ	Square			
TB-8436-AC-W-SQR	Square Radius			
TB-8436-AC-W-SQT	Square Tapered			
TB-8436-AC-W-DT	Diameter Tapered			
TB-8436-AC-W-SR	Safari			
	with METAL Leg Option:	84"	36"	29"
TB-8436-AC-M-SQ	Square			
TB-8436-AC-M-SS	Square & Stem			
TB-8436-AC-M-D	Diameter			
TB-8436-AC-M-DS	Diameter & Stem			
TB-8436-AC-M-BO	Balloon			
TB-8436-AC-MC-SQ	Square with Casters			
TB-8436-AC-MC-SS	Square & Stem with Casters			
TB-8436-AC-MC-D	Diameter with Casters			
TB-8436-AC-MC-DS	Diameter & Stem with Casters			
TB-8436-AC-FL	Flip Leg (for Nesting Tables)			
TB-8436-AC-FD	Folding Leg			
	Rectangle Table, 84" Width, 42" Depth	84"	42"	29"
	with WOOD Leg Option:	84"	42"	29"
TB-8442-AC-W-SQ	Square			
TB-8442-AC-W-SQR	Square Radius			
TB-8442-AC-W-SQT	Square Tapered			
TB-8442-AC-W-DT	Diameter Tapered			
TB-8442-AC-W-SR	Safari			
	with METAL Leg Option:	84"	42"	29"
TB-8442-AC-M-SQ	Square			
TB-8442-AC-M-SS	Square & Stem			
TB-8442-AC-M-D	Diameter			
TB-8442-AC-M-DS	Diameter & Stem			
TB-8442-AC-M-BO	Balloon			
TB-8442-AC-MC-SQ	Square with Casters			
TB-8442-AC-MC-SS	Square & Stem with Casters			
TB-8442-AC-MC-D	Diameter with Casters			
TB-8442-AC-MC-DS	Diameter & Stem with Casters			
TB-8442-AC-FL	Flip Leg (for Nesting Tables)			
TB-8442-AC-FD	Folding Leg			
EO-8442-AC-T	T-Leg Base	84"	42"	29"
EO-8442-AC-S	Boxy Frame	84"	42"	29"


Each Table Top is constructed using a 1" thick top with a Plastic Laminate top surface.

All Metal legs are coated electrostatically with an epoxy powder coat paint.

NOTES:


- * Table heights of 25" (children), 27" (youth), and 32" (wheelchair) are available by request.
- * Color of Metal Paint must be specified at the time of order.
- * Caster Leg options are recommended for Reading/Multipurpose Tables options and not meant to be used for stationary computer workstations.
- * For all tables with casters legs, only 2 legs will have casters, and the other legs will have levelers. This will create a "wheelbarrow" style of table which will ensure ease of mobility.
- * Color of the Caster Option must be specified at the time of order.
- * For the Flip OR Fold Leg option, one T-based leg comes with 2 hidden casters as shown in the image below.

Edge Option:



"AC"
2 mm Acrylic Edge

Metal Leg Options:



"M-SQ" Square 2"
"M-SS" Square Stem 2"
"M-D" Diameter 2"
"M-DS" Diameter Stem 2"
"M-BO" Balloon 2 1/2"
"T" T-Leg Base
"S" Boxy Frame Base

Wood Leg Options:



"W-SQ" Square 2 3/8"
"W-SQR" Square Radius 2 3/8"
"W-SQT" Square Tapered 2 3/8"
"W-DT" Diameter Tapered 2 3/8"
"W-SR" Safari 2 3/8"

Black/Black White/Grey Silver/Orange Mirror Finish/Grey

"MC" Caster Option:
Available on all Metal Legs ONLY, with exception of the Balloon leg and Metal Bases.

MODEL NUMBER

PRODUCT

WIDTH DEPTH HEIGHT

PRICE

DESCRIPTION



*Shown Above:
TB-8442-AC-M-D



*Rectangle Table Shape

MODEL NUMBER	PRODUCT	WIDTH	DEPTH	HEIGHT	PRICE
	Rectangle Table, 84" Width, 48" Depth	84"	48"	29"	
	ACRYLIC Edge;				
	with WOOD Leg Option:	84"	48"	29"	
TB-8448-AC-W-SQ	Square				\$ 1,873
TB-8448-AC-W-SQR	Square Radius				\$ 1,873
TB-8448-AC-W-SQT	Square Tapered				\$ 2,107
TB-8448-AC-W-DT	Diameter Tapered				\$ 2,309
TB-8448-AC-W-SR	Safari				\$ 2,317
	with METAL Leg Option:	84"	48"	29"	
TB-8448-AC-M-SQ	Square				\$ 1,772
TB-8448-AC-M-SS	Square & Stem				\$ 2,425
TB-8448-AC-M-D	Diameter				\$ 1,772
TB-8448-AC-M-DS	Diameter & Stem				\$ 2,425
TB-8448-AC-M-BO	Balloon				\$ 1,929
TB-8448-AC-MC-SQ	Square with Casters				\$ 2,122
TB-8448-AC-MC-SS	Square & Stem with Casters				\$ 2,783
TB-8448-AC-MC-D	Diameter with Casters				\$ 2,122
TB-8448-AC-MC-DS	Diameter & Stem with Casters				\$ 2,783
TB-8448-AC-FL	Flip Leg (for Nesting Tables)				\$ 3,148
TB-8448-AC-FD	Folding Leg				\$ 3,148


Each Table Top is constructed using a 1" thick top with a Plastic Laminate top surface.

All Metal legs are coated electrostatically with an epoxy powder coat paint.


NOTES:

- * Table heights of 25" (children), 27" (youth), and 32" (wheelchair) are available by request.
- * Color of Metal Paint must be specified at the time of order.
- * Caster Leg options are recommended for Reading/Multipurpose Tables options and not meant to be used for stationary computer workstations.
- * For all tables with casters legs, only 2 legs will have casters, and the other legs will have levelers. This will create a "wheelbarrow" style of table which will ensure ease of mobility.
- * Color of the Caster Option must be specified at the time of order.
- * For the Flip OR Fold Leg option, one T-based leg comes with 2 hidden casters as shown in the image below.


Edge Option:



Metal Leg Options:



Wood Leg Options:



MODEL NUMBER
PRODUCT
WIDTH DEPTH HEIGHT
PRICE
DESCRIPTION


*Shown Above:
TB-8442-SQ-M-D



*Rectangle Table Shape

	Rectangle Table, 84" Width, 36" Depth	84"	36"	29"	
	SQUARE Edge;				
	with WOOD Leg Option:	84"	36"	29"	
TB-8436-SQ-W-SQ	Square				
TB-8436-SQ-W-SQR	Square Radius				
TB-8436-SQ-W-SQT	Square Tapered				
TB-8436-SQ-W-DT	Diameter Tapered				
TB-8436-SQ-W-SR	Safari				
	with METAL Leg Option:	84"	36"	29"	
TB-8436-SQ-M-SQ	Square				
TB-8436-SQ-M-SS	Square & Stem				
TB-8436-SQ-M-D	Diameter				
TB-8436-SQ-M-DS	Diameter & Stem				
TB-8436-SQ-M-BO	Balloon				
TB-8436-SQ-MC-SQ	Square with Casters				
TB-8436-SQ-MC-SS	Square & Stem with Casters				
TB-8436-SQ-MC-D	Diameter with Casters				
TB-8436-SQ-MC-DS	Diameter & Stem with Casters				
TB-8436-SQ-FL	Flip Leg (for Nesting Tables)				
TB-8436-SQ-FD	Folding Leg				
	Rectangle Table, 84" Width, 42" Depth	84"	42"	29"	
	with WOOD Leg Option:	84"	42"	29"	
TB-8442-SQ-W-SQ	Square				
TB-8442-SQ-W-SQR	Square Radius				
TB-8442-SQ-W-SQT	Square Tapered				
TB-8442-SQ-W-DT	Diameter Tapered				
TB-8442-SQ-W-SR	Safari				
	with METAL Leg Option:	84"	42"	29"	
TB-8442-SQ-M-SQ	Square				
TB-8442-SQ-M-SS	Square & Stem				
TB-8442-SQ-M-D	Diameter				
TB-8442-SQ-M-DS	Diameter & Stem				
TB-8442-SQ-M-BO	Balloon				
TB-8442-SQ-MC-SQ	Square with Casters				
TB-8442-SQ-MC-SS	Square & Stem with Casters				
TB-8442-SQ-MC-D	Diameter with Casters				
TB-8442-SQ-MC-DS	Diameter & Stem with Casters				
TB-8442-SQ-FL	Flip Leg (for Nesting Tables)				
TB-8442-SQ-FD	Folding Leg				

Each Table Top is constructed using a 1 1/8" thick top with a Plastic Laminate top surface.



All Metal legs are coated electrostatically with an epoxy powder coat paint.

NOTES:

- * Table heights of 25" (children), 27" (youth), and 32" (wheelchair) are available by request.
- * Color of Metal Paint must be specified at the time of order.
- * Caster Leg options are recommended for Reading/Multipurpose Tables options and not meant to be used for stationary computer workstations.
- * For all tables with casters legs, only 2 legs will have casters, and the other legs will have levelers. This will create a "wheelbarrow" style of table which will ensure ease of mobility.
- * Color of the Caster Option must be specified at the time of order.
- * For the Flip OR Fold Leg option, one T-based leg comes with 2 hidden casters as shown in the image below.

Edge Option:


"SQ"
1/4" Square Edge

Metal Leg Options:

Wood Leg Options:


"MC" Caster Option:
Available on all Metal Legs ONLY, with exception of the Balloon leg and Metal Bases.

MODEL NUMBER

PRODUCT

WIDTH DEPTH HEIGHT

PRICE

DESCRIPTION



*Shown Above:
TB-8442-SQ-M-D



*Rectangle Table Shape

MODEL NUMBER	PRODUCT	WIDTH	DEPTH	HEIGHT
	Rectangle Table, 84" Width, 48" Depth	84"	48"	29"
	SQUARE Edge;			
	with WOOD Leg Option:	84"	48"	29"
TB-8448-SQ-W-SQ	Square			
TB-8448-SQ-W-SQR	Square Radius			
TB-8448-SQ-W-SQT	Square Tapered			
TB-8448-SQ-W-DT	Diameter Tapered			
TB-8448-SQ-W-SR	Safari			
	with METAL Leg Option:	84"	48"	29"
TB-8448-SQ-M-SQ	Square			
TB-8448-SQ-M-SS	Square & Stem			
TB-8448-SQ-M-D	Diameter			
TB-8448-SQ-M-DS	Diameter & Stem			
TB-8448-SQ-M-BO	Balloon			
TB-8448-SQ-MC-SQ	Square with Casters			
TB-8448-SQ-MC-SS	Square & Stem with Casters			
TB-8448-SQ-MC-D	Diameter with Casters			
TB-8448-SQ-MC-DS	Diameter & Stem with Casters			
TB-8448-SQ-FL	Flip Leg (for Nesting Tables)			
TB-8448-SQ-FD	Folding Leg			

Each Table Top is constructed using a 1 1/8" thick top with a Plastic Laminate top surface.

All Metal legs are coated electrostatically with an epoxy powder coat paint.

NOTES:

- * Table heights of 25" (children), 27" (youth), and 32" (wheelchair) are available by request.
- * Color of Metal Paint must be specified at the time of order.
- * Caster Leg options are recommended for Reading/Multipurpose Tables options and not meant to be used for stationary computer workstations.
- * For all tables with casters legs, only 2 legs will have casters, and the other legs will have levelers. This will create a "wheelbarrow" style of table which will ensure ease of mobility.
- * Color of the Caster Option must be specified at the time of order.
- * For the Flip OR Fold Leg option, one T-based leg comes with 2 hidden casters as shown in the image below.


\$ 2,193
\$ 2,193
\$ 2,433
\$ 2,636
\$ 2,643
\$ 2,100
\$ 2,752
\$ 2,100
\$ 2,752
\$ 2,254
\$ 2,441
\$ 3,102
\$ 2,441
\$ 3,102
\$ 3,475
\$ 3,475

Edge Option:




"SQ"
1/4" Square Edge

Metal Leg Options:



"M-SQ" Square 2"
"M-SS" Square Stem 2"
"M-D" Diameter 2"
"M-DS" Diameter Stem 2"
"M-BO" Balloon 2 1/2"
"FL" or "FD" Flip OR Fold Leg

Wood Leg Options:



"W-SQ" Square 2 3/8"
"W-SQR" Square Radius 2 3/8"
"W-SQT" Square Tapered 2 3/8"
"W-DT" Diameter Tapered 2 3/8"
"W-SR" Safari 2 3/8"



Black/Black
White/Grey
Silver/Orange
Mirror Finish/Grey

"MC" Caster Option:
Available on all Metal Legs ONLY, with exception of the Balloon leg and Metal Bases.

MODEL NUMBER

PRODUCT

WIDTH DEPTH HEIGHT

PRICE

DESCRIPTION



*Shown Above:
TB-8442-DSQ-M-D



*Rectangle Table Shape

MODEL NUMBER	PRODUCT	WIDTH	DEPTH	HEIGHT	PRICE
	Rectangle Table, 84" Width, 36" Depth	84"	36"	29"	
	DROPPED SQUARE Edge;				
	with WOOD Leg Option:	84"	36"	29"	
TB-8436-DSQ-W-SQ	Square				\$ 2,169
TB-8436-DSQ-W-SQR	Square Radius				\$ 2,169
TB-8436-DSQ-W-SQT	Square Tapered				\$ 2,410
TB-8436-DSQ-W-DT	Diameter Tapered				\$ 2,612
TB-8436-DSQ-W-SR	Safari				\$ 2,619
	with METAL Leg Option:	84"	36"	29"	
TB-8436-DSQ-M-SQ	Square				\$ 2,069
TB-8436-DSQ-M-SS	Square & Stem				\$ 2,736
TB-8436-DSQ-M-D	Diameter				\$ 2,069
TB-8436-DSQ-M-DS	Diameter & Stem				\$ 2,736
TB-8436-DSQ-M-BO	Balloon				\$ 2,231
TB-8436-DSQ-MC-SQ	Square with Casters				\$ 2,425
TB-8436-DSQ-MC-SS	Square & Stem with Casters				\$ 3,077
TB-8436-DSQ-MC-D	Diameter with Casters				\$ 2,425
TB-8436-DSQ-MC-DS	Diameter & Stem with Casters				\$ 3,077
TB-8436-DSQ-FL	Flip Leg (for Nesting Tables)				\$ 3,412
TB-8436-DSQ-FD	Folding Leg				\$ 3,412
	Rectangle Table, 84" Width, 42" Depth	84"	42"	29"	
	with WOOD Leg Option:	84"	42"	29"	
TB-8442-DSQ-W-SQ	Square				\$ 2,270
TB-8442-DSQ-W-SQR	Square Radius				\$ 2,270
TB-8442-DSQ-W-SQT	Square Tapered				\$ 2,512
TB-8442-DSQ-W-DT	Diameter Tapered				\$ 2,712
TB-8442-DSQ-W-SR	Safari				\$ 2,722
	with METAL Leg Option:	84"	42"	29"	
TB-8442-DSQ-M-SQ	Square				\$ 2,169
TB-8442-DSQ-M-SS	Square & Stem				\$ 2,829
TB-8442-DSQ-M-D	Diameter				\$ 2,169
TB-8442-DSQ-M-DS	Diameter & Stem				\$ 2,829
TB-8442-DSQ-M-BO	Balloon				\$ 2,332
TB-8442-DSQ-MC-SQ	Square with Casters				\$ 1,454
TB-8442-DSQ-MC-SS	Square & Stem with Casters				\$ 3,180
TB-8442-DSQ-MC-D	Diameter with Casters				\$ 2,519
TB-8442-DSQ-MC-DS	Diameter & Stem with Casters				\$ 3,180
TB-8442-DSQ-FL	Flip Leg (for Nesting Tables)				\$ 3,545
TB-8442-DSQ-FD	Folding Leg				\$ 3,545

Each Table Top is constructed using a 1 1/8" thick top with a Plastic Laminate top surface.

All Metal legs are coated electrostatically with an epoxy powder coat paint.

NOTES:

- * Table heights of 25" (children), 27" (youth), and 32" (wheelchair) are available by request.
- * Color of Metal Paint must be specified at the time of order.
- * Caster Leg options are recommended for Reading/Multipurpose Tables options and not meant to be used for stationary computer workstations.
- * For all tables with casters legs, only 2 legs will have casters, and the other legs will have levelers. This will create a "wheelbarrow" style of table which will ensure ease of mobility.
- * Color of the Caster Option must be specified at the time of order.
- * For the Flip OR Fold Leg option, one T-based leg comes with 2 hidden casters as shown in the image below.


Edge Option:



Metal Leg Options:



Wood Leg Options:



"MC" Caster Option:
Available on all Metal Legs ONLY, with exception of the Balloon leg and Metal Bases.

MODEL NUMBER

PRODUCT


WIDTH DEPTH HEIGHT

PRICE

DESCRIPTION



*Shown Above:
TB-8442-DSQ-M-D



*Rectangle Table Shape

MODEL NUMBER	PRODUCT	WIDTH	DEPTH	HEIGHT
	Rectangle Table, 84" Width, 48" Depth	84"	48"	29"
	DROPPED SQUARE Edge;			
	with WOOD Leg Option:	84"	48"	29"
TB-8448-DSQ-W-SQ	Square			
TB-8448-DSQ-W-SQR	Square Radius			
TB-8448-DSQ-W-SQT	Square Tapered			
TB-8448-DSQ-W-DT	Diameter Tapered			
TB-8448-DSQ-W-SR	Safari			
	with METAL Leg Option:	84"	48"	29"
TB-8448-DSQ-M-SQ	Square			
TB-8448-DSQ-M-SS	Square & Stem			
TB-8448-DSQ-M-D	Diameter			
TB-8448-DSQ-M-DS	Diameter & Stem			
TB-8448-DSQ-M-BO	Balloon			
TB-8448-DSQ-MC-SQ	Square with Casters			
TB-8448-DSQ-MC-SS	Square & Stem with Casters			
TB-8448-DSQ-MC-D	Diameter with Casters			
TB-8448-DSQ-MC-DS	Diameter & Stem with Casters			
TB-8448-DSQ-FL	Flip Leg (for Nesting Tables)			
TB-8448-DSQ-FD	Folding Leg			

Each Table Top is constructed using a 1 1/8" thick top with a Plastic Laminate top surface.

All Metal legs are coated electrostatically with an epoxy powder coat paint.

NOTES:


- * Table heights of 25" (children), 27" (youth), and 32" (wheelchair) are available by request.
- * Color of Metal Paint must be specified at the time of order.
- * Caster Leg options are recommended for Reading/Multipurpose Tables options and not meant to be used for stationary computer workstations.
- * For all tables with casters legs, only 2 legs will have casters, and the other legs will have levelers. This will create a "wheelbarrow" style of table which will ensure ease of mobility.
- * Color of the Caster Option must be specified at the time of order.
- * For the Flip OR Fold Leg option, one T-based leg comes with 2 hidden casters as shown in the image below.

\$ 2,370
\$ 2,370
\$ 2,612
\$ 2,806
\$ 2,822
\$ 2,270
\$ 2,930
\$ 2,270
\$ 2,930
\$ 2,433
\$ 2,619
\$ 3,281
\$ 2,619
\$ 3,281
\$ 3,645
\$ 3,645


Edge Option:



Metal Leg Options:



Wood Leg Options:



"MC" Caster Option:
Available on all Metal Legs ONLY, with exception of the Balloon leg and Metal Bases.

MODEL NUMBER

PRODUCT


WIDTH DEPTH HEIGHT

PRICE

DESCRIPTION



*Shown Above:
TB-8442-DBN-M-D



*Rectangle Table Shape

MODEL NUMBER	PRODUCT	WIDTH	DEPTH	HEIGHT	PRICE
	Rectangle Table, 84" Width, 36" Depth	84"	36"	29"	
	DROPPED BULLNOSE Edge;				
	with WOOD Leg Option:	84"	36"	29"	
TB-8436-DBN-W-SQ	Square				\$ 2,193
TB-8436-DBN-W-SQR	Square Radius				\$ 2,193
TB-8436-DBN-W-SQT	Square Tapered				\$ 2,425
TB-8436-DBN-W-DT	Diameter Tapered				\$ 2,628
TB-8436-DBN-W-SR	Safari				\$ 2,636
	with METAL Leg Option:	84"	36"	29"	
TB-8436-DBN-M-SQ	Square				\$ 2,091
TB-8436-DBN-M-SS	Square & Stem				\$ 2,752
TB-8436-DBN-M-D	Diameter				\$ 2,091
TB-8436-DBN-M-DS	Diameter & Stem				\$ 2,752
TB-8436-DBN-M-BO	Balloon				\$ 2,246
TB-8436-DBN-MC-SQ	Square with Casters				\$ 2,441
TB-8436-DBN-MC-SS	Square & Stem with Casters				\$ 3,102
TB-8436-DBN-MC-D	Diameter with Casters				\$ 2,441
TB-8436-DBN-MC-DS	Diameter & Stem with Casters				\$ 3,102
TB-8436-DBN-FL	Flip Leg (for Nesting Tables)				\$ 3,428
TB-8436-DBN-FD	Folding Leg				\$ 3,428
	Rectangle Table, 84" Width, 42" Depth	84"	42"	29"	
	with WOOD Leg Option:	84"	42"	29"	
TB-8442-DBN-W-SQ	Square				\$ 2,293
TB-8442-DBN-W-SQR	Square Radius				\$ 2,293
TB-8442-DBN-W-SQT	Square Tapered				\$ 2,527
TB-8442-DBN-W-DT	Diameter Tapered				\$ 2,729
TB-8442-DBN-W-SR	Safari				\$ 2,736
	with METAL Leg Option:	84"	42"	29"	
TB-8442-DBN-M-SQ	Square				\$ 2,193
TB-8442-DBN-M-SS	Square & Stem				\$ 2,846
TB-8442-DBN-M-D	Diameter				\$ 2,193
TB-8442-DBN-M-DS	Diameter & Stem				\$ 2,846
TB-8442-DBN-M-BO	Balloon				\$ 2,348
TB-8442-DBN-MC-SQ	Square with Casters				\$ 2,542
TB-8442-DBN-MC-SS	Square & Stem with Casters				\$ 3,203
TB-8442-DBN-MC-D	Diameter with Casters				\$ 2,542
TB-8442-DBN-MC-DS	Diameter & Stem with Casters				\$ 3,203
TB-8442-DBN-FL	Flip Leg (for Nesting Tables)				\$ 3,568
TB-8442-DBN-FD	Folding Leg				\$ 3,568

Each Table Top is constructed using a 1 1/8" thick top with a Plastic Laminate top surface.

All Metal legs are coated electrostatically with an epoxy powder coat paint.

NOTES:

- * Table heights of 25" (children), 27" (youth), and 32" (wheelchair) are available by request.
- * Color of Metal Paint must be specified at the time of order.
- * Caster Leg options are recommended for Reading/Multipurpose Tables options and not meant to be used for stationary computer workstations.
- * For all tables with casters legs, only 2 legs will have casters, and the other legs will have levelers. This will create a "wheelbarrow" style of table which will ensure ease of mobility.
- * Color of the Caster Option must be specified at the time of order.
- * For the Flip OR Fold Leg option, one T-based leg comes with 2 hidden casters as shown in the

image below

Edge Option:




"DBN"
3/4" Dropped Bullnoses Edge

Metal Leg Options:



"M-SQ" Square 2"
"M-SS" Square Stem 2"
"M-D" Diameter 2"
"M-DS" Diameter Stem 2"
"M-BO" Balloon 2 1/2"
"FL" or "FD" Flip OR Fold Leg

Wood Leg Options:



"W-SQ" Square 2 3/8"
"W-SQR" Square Radius 2 3/8"
"W-SQT" Square Tapered 2 3/8"
"W-DT" Diameter Tapered 2 3/8"
"W-SR" Safari 2 3/8"

Black/Black White/Grey Silver/Orange Mirror Finish/Grey

"MC" Caster Option:
Available on all Metal Legs ONLY, with exception of the Balloon leg and Metal Bases.

MODEL NUMBER

PRODUCT

WIDTH DEPTH HEIGHT

PRICE

DESCRIPTION



*Shown Above:
TB-8442-DBN-M-D



*Rectangle Table Shape

MODEL NUMBER	PRODUCT	WIDTH	DEPTH	HEIGHT	PRICE
	Rectangle Table, 84" Width, 48" Depth	84"	48"	29"	
	DROPPED BULLNOSE Edge;				
	with WOOD Leg Option:	84"	48"	29"	
TB-8448-DBN-W-SQ	Square				\$ 2,394
TB-8448-DBN-W-SQR	Square Radius				\$ 2,394
TB-8448-DBN-W-SQT	Square Tapered				\$ 2,628
TB-8448-DBN-W-DT	Diameter Tapered				\$ 2,829
TB-8448-DBN-W-SR	Safari				\$ 2,836
	with METAL Leg Option:	84"	48"	29"	
TB-8448-DBN-M-SQ	Square				\$ 2,293
TB-8448-DBN-M-SS	Square & Stem				\$ 2,946
TB-8448-DBN-M-D	Diameter				\$ 2,293
TB-8448-DBN-M-DS	Diameter & Stem				\$ 2,946
TB-8448-DBN-M-BO	Balloon				\$ 2,448
TB-8448-DBN-MC-SQ	Square with Casters				\$ 2,636
TB-8448-DBN-MC-SS	Square & Stem with Casters				\$ 3,304
TB-8448-DBN-MC-D	Diameter with Casters				\$ 2,636
TB-8448-DBN-MC-DS	Diameter & Stem with Casters				\$ 3,304
TB-8448-DBN-FL	Flip Leg (for Nesting Tables)				\$ 3,670
TB-8448-DBN-FD	Folding Leg				\$ 3,670

Each Table Top is constructed using a 1 1/8" thick top with a Plastic Laminate top surface.

All Metal legs are coated electrostatically with an epoxy powder coat paint.

NOTES:

* Table heights of 25" (children), 27" (youth), and 32" (wheelchair) are available by request.

* Color of Metal Paint must be specified at the time of order.

* Caster Leg options are recommended for Reading/Multipurpose Tables options and not meant to be used for stationary computer workstations.

* For all tables with casters legs, only 2 legs will have casters, and the other legs will have levelers. This will create a "wheelbarrow" style of table which will ensure ease of mobility.

* Color of the Caster Option must be specified at the time of order.

* For the Flip OR Fold Leg option, one T-based leg comes with 2 hidden casters as shown in the

image below


Edge Option:



"DBN"

3/4" Dropped Bullnoses Edge

Metal Leg Options:



"M-SQ"
Square
2"

"M-SS"
Square
Stem 2"


"M-D"
Diameter
2"

"M-DS"
Diameter
Stem 2"

"M-BO"
Balloon
2 1/2"

"FL" or "FD"
Flip OR Fold
Leg

Wood Leg Options:



"W-SQ"
Square
2 3/8"

"W-SQR"
Square
Radius
2 3/8"

"W-SQT"
Square
Tapered
2 3/8"

"W-DT"
Diameter
Tapered
2 3/8"

"W-SR"
Safari
2 3/8"



Black/
Black

White/
Grey

Silver/
Orange

Mirror Finish/
Grey

"MC" Caster Option:
Available on all Metal Legs ONLY, with exception of the Balloon leg and Metal Bases.

MODEL NUMBER
PRODUCT
WIDTH DEPTH HEIGHT
PRICE
DESCRIPTION


*Shown Above:
TB-8442-DCH-M-D



*Rectangle Table Shape

MODEL NUMBER	PRODUCT	WIDTH	DEPTH	HEIGHT	PRICE
	Rectangle Table, 84" Width, 36" Depth	84"	36"	29"	
	DROPPED CHAMFERED Edge;				
	with WOOD Leg Option:	84"	36"	29"	
TB-8436-DCH-W-SQ	Square				\$ 2,193
TB-8436-DCH-W-SQR	Square Radius				\$ 2,193
TB-8436-DCH-W-SQT	Square Tapered				\$ 2,425
TB-8436-DCH-W-DT	Diameter Tapered				\$ 2,628
TB-8436-DCH-W-SR	Safari				\$ 2,636
	with METAL Leg Option:	84"	36"	29"	
TB-8436-DCH-M-SQ	Square				\$ 2,091
TB-8436-DCH-M-SS	Square & Stem				\$ 2,752
TB-8436-DCH-M-D	Diameter				\$ 2,091
TB-8436-DCH-M-DS	Diameter & Stem				\$ 2,752
TB-8436-DCH-M-BO	Balloon				\$ 2,246
TB-8436-DCH-MC-SQ	Square with Casters				\$ 2,441
TB-8436-DCH-MC-SS	Square & Stem with Casters				\$ 3,102
TB-8436-DCH-MC-D	Diameter with Casters				\$ 2,441
TB-8436-DCH-MC-DS	Diameter & Stem with Casters				\$ 3,102
TB-8436-DCH-FL	Flip Leg (for Nesting Tables)				\$ 3,428
TB-8436-DCH-FD	Folding Leg				\$ 3,428
	Rectangle Table, 84" Width, 42" Depth	84"	42"	29"	
	with WOOD Leg Option:	84"	42"	29"	
TB-8442-DCH-W-SQ	Square				\$ 2,293
TB-8442-DCH-W-SQR	Square Radius				\$ 2,293
TB-8442-DCH-W-SQT	Square Tapered				\$ 2,527
TB-8442-DCH-W-DT	Diameter Tapered				\$ 2,729
TB-8442-DCH-W-SR	Safari				\$ 2,736
	with METAL Leg Option:	84"	42"	29"	
TB-8442-DCH-M-SQ	Square				\$ 2,193
TB-8442-DCH-M-SS	Square & Stem				\$ 2,846
TB-8442-DCH-M-D	Diameter				\$ 2,193
TB-8442-DCH-M-DS	Diameter & Stem				\$ 2,846
TB-8442-DCH-M-BO	Balloon				\$ 2,348
TB-8442-DCH-MC-SQ	Square with Casters				\$ 2,542
TB-8442-DCH-MC-SS	Square & Stem with Casters				\$ 3,203
TB-8442-DCH-MC-D	Diameter with Casters				\$ 2,542
TB-8442-DCH-MC-DS	Diameter & Stem with Casters				\$ 3,203
TB-8442-DCH-FL	Flip Leg (for Nesting Tables)				\$ 3,568
TB-8442-DCH-FD	Folding Leg				\$ 3,568



Each Table Top is constructed using a 1 1/8" thick top with a Plastic Laminate top surface.

All Metal legs are coated electrostatically with an epoxy powder coat paint.

NOTES:

- * Table heights of 25" (children), 27" (youth), and 32" (wheelchair) are available by request.
- * Color of Metal Paint must be specified at the time of order.
- * Caster Leg options are recommended for Reading/Multipurpose Tables options and not meant to be used for stationary computer workstations.
- * For all tables with casters legs, only 2 legs will have casters, and the other legs will have levelers. This will create a "wheelbarrow" style of table which will ensure ease of mobility.
- * Color of the Caster Option must be specified at the time of order.
- * For the Flip OR Fold Leg option, one T-based leg comes with 2 hidden casters as shown in the image below.

Edge Option:

Metal Leg Options:

Wood Leg Options:


MODEL NUMBER

PRODUCT


WIDTH DEPTH HEIGHT

PRICE

DESCRIPTION



*Shown Above:
TB-8442-DCH-M-D



*Rectangle Table Shape

MODEL NUMBER	PRODUCT	WIDTH	DEPTH	HEIGHT	PRICE
	Rectangle Table, 84" Width, 48" Depth	84"	48"	29"	
	DROPPED CHAMFERED Edge;				
	with WOOD Leg Option:	84"	48"	29"	
TB-8448-DCH-W-SQ	Square				\$ 2,394
TB-8448-DCH-W-SQR	Square Radius				\$ 2,394
TB-8448-DCH-W-SQT	Square Tapered				\$ 2,628
TB-8448-DCH-W-DT	Diameter Tapered				\$ 2,829
TB-8448-DCH-W-SR	Safari				\$ 2,836
	with METAL Leg Option:	84"	48"	29"	
TB-8448-DCH-M-SQ	Square				\$ 2,293
TB-8448-DCH-M-SS	Square & Stem				\$ 2,946
TB-8448-DCH-M-D	Diameter				\$ 2,293
TB-8448-DCH-M-DS	Diameter & Stem				\$ 2,946
TB-8448-DCH-M-BO	Balloon				\$ 2,448
TB-8448-DCH-MC-SQ	Square with Casters				\$ 2,636
TB-8448-DCH-MC-SS	Square & Stem with Casters				\$ 3,304
TB-8448-DCH-MC-D	Diameter with Casters				\$ 2,636
TB-8448-DCH-MC-DS	Diameter & Stem with Casters				\$ 3,304
TB-8448-DCH-FL	Flip Leg (for Nesting Tables)				\$ 3,670
TB-8448-DCH-FD	Folding Leg				\$ 3,670

Each Table Top is constructed using a 1 1/8" thick top with a Plastic Laminate top surface.

All Metal legs are coated electrostatically with an epoxy powder coat paint.


NOTES:

- * Table heights of 25" (children), 27" (youth), and 32" (wheelchair) are available by request.
- * Color of Metal Paint must be specified at the time of order.
- * Caster Leg options are recommended for Reading/Multipurpose Tables options and not meant to be used for stationary computer workstations.
- * For all tables with casters legs, only 2 legs will have casters, and the other legs will have levelers. This will create a "wheelbarrow" style of table which will ensure ease of mobility.
- * Color of the Caster Option must be specified at the time of order.
- * For the Flip OR Fold Leg option, one T-based leg comes with 2 hidden casters as shown in the image below.


Edge Option:



Metal Leg Options:



Wood Leg Options:



MODEL NUMBER

PRODUCT


WIDTH DEPTH HEIGHT

PRICE

DESCRIPTION



*Shown Above:
TB-8442-AL-M-D



*Rectangle Table Shape

MODEL NUMBER	PRODUCT	WIDTH	DEPTH	HEIGHT	PRICE
	Rectangle Table, 84" Width, 36" Depth	84"	36"	29"	
	ALUMINUM Edge;				
	with WOOD Leg Option:	84"	36"	29"	
TB-8436-AL-W-SQ	Square				\$ 1,897
TB-8436-AL-W-SQR	Square Radius				\$ 1,897
TB-8436-AL-W-SQT	Square Tapered				\$ 2,130
TB-8436-AL-W-DT	Diameter Tapered				\$ 2,332
TB-8436-AL-W-SR	Safari				\$ 2,339
	with METAL Leg Option:	84"	36"	29"	
TB-8436-AL-M-SQ	Square				\$ 1,795
TB-8436-AL-M-SS	Square & Stem				\$ 2,456
TB-8436-AL-M-D	Diameter				\$ 1,795
TB-8436-AL-M-DS	Diameter & Stem				\$ 2,456
TB-8436-AL-M-BO	Balloon				\$ 1,952
TB-8436-AL-MC-SQ	Square with Casters				\$ 2,146
TB-8436-AL-MC-SS	Square & Stem with Casters				\$ 2,806
TB-8436-AL-MC-D	Diameter with Casters				\$ 2,146
TB-8436-AL-MC-DS	Diameter & Stem with Casters				\$ 2,806
TB-8436-AL-FL	Flip Leg (for Nesting Tables)				\$ 3,134
TB-8436-AL-FD	Folding Leg				\$ 3,134
	Rectangle Table, 84" Width, 42" Depth	84"	42"	29"	
	with WOOD Leg Option:	84"	42"	29"	
TB-8442-AL-W-SQ	Square				\$ 1,976
TB-8442-AL-W-SQR	Square Radius				\$ 1,976
TB-8442-AL-W-SQT	Square Tapered				\$ 2,215
TB-8442-AL-W-DT	Diameter Tapered				\$ 2,417
TB-8442-AL-W-SR	Safari				\$ 2,425
	with METAL Leg Option:	84"	42"	29"	
TB-8442-AL-M-SQ	Square				\$ 1,873
TB-8442-AL-M-SS	Square & Stem				\$ 2,542
TB-8442-AL-M-D	Diameter				\$ 1,873
TB-8442-AL-M-DS	Diameter & Stem				\$ 2,542
TB-8442-AL-M-BO	Balloon				\$ 2,037
TB-8442-AL-MC-SQ	Square with Casters				\$ 2,231
TB-8442-AL-MC-SS	Square & Stem with Casters				\$ 2,884
TB-8442-AL-MC-D	Diameter with Casters				\$ 2,231
TB-8442-AL-MC-DS	Diameter & Stem with Casters				\$ 2,884
TB-8442-AL-FL	Flip Leg (for Nesting Tables)				\$ 3,250
TB-8442-AL-FD	Folding Leg				\$ 3,250


Each Table Top is constructed using a 1 1/8" thick top with a Plastic Laminate top surface.

All Metal legs are coated electrostatically with an epoxy powder coat paint.

NOTES:

- * Table heights of 25" (children), 27" (youth), and 32" (wheelchair) are available by request.
- * Color of Metal Paint must be specified at the time of order.
- * Caster Leg options are recommended for Reading/Multipurpose Tables options and not meant to be used for stationary computer workstations.
- * For all tables with casters legs, only 2 legs will have casters, and the other legs will have levelers. This will create a "wheelbarrow" style of table which will ensure ease of mobility.
- * Color of the Caster Option must be specified at the time of order.
- * For the Flip OR Fold Leg option, one T-based leg comes with 2 hidden casters as shown in the image below.

Edge Option:




"AL"

2 mm Aluminum Edge

*All table corners will be given a 6-inch radius for this edge option.

Metal Leg Options:



"M-SQ"
Square
2"

"M-SS"
Square
Stem 2"


"M-D"
Diameter
2"

"M-DS"
Diameter
Stem 2"

"M-BO"
Balloon
2 1/2"

"FL" or "FD"
Flip OR Fold
Leg

Wood Leg Options:



"W-SQ"
Square
2 3/8"

"W-SQR"
Square
Radius
2 3/8"

"W-SQT"
Square
Tapered
2 3/8"

"W-DT"
Diameter
Tapered
2 3/8"

"W-SR"
Safari
2 3/8"

Black/
Black

White/
Grey

Silver/
Orange

Mirror Finish/
Grey

"MC" Caster Option:
Available on all Metal Legs ONLY, with exception of the Balloon leg and Metal Bases.

MODEL NUMBER

PRODUCT


WIDTH DEPTH HEIGHT

PRICE

DESCRIPTION



*Shown Above:
TB-8442-AL-M-D



*Rectangle Table Shape

MODEL NUMBER	PRODUCT	WIDTH	DEPTH	HEIGHT
	Rectangle Table, 84" Width, 48" Depth	84"	48"	29"
	ALUMINUM Edge;			
	with WOOD Leg Option:	84"	48"	29"
TB-8448-AL-W-SQ	Square			
TB-8448-AL-W-SQR	Square Radius			
TB-8448-AL-W-SQT	Square Tapered			
TB-8448-AL-W-DT	Diameter Tapered			
TB-8448-AL-W-SR	Safari			
	with METAL Leg Option:	84"	48"	29"
TB-8448-AL-M-SQ	Square			
TB-8448-AL-M-SS	Square & Stem			
TB-8448-AL-M-D	Diameter			
TB-8448-AL-M-DS	Diameter & Stem			
TB-8448-AL-M-BO	Balloon			
TB-8448-AL-MC-SQ	Square with Casters			
TB-8448-AL-MC-SS	Square & Stem with Casters			
TB-8448-AL-MC-D	Diameter with Casters			
TB-8448-AL-MC-DS	Diameter & Stem with Casters			
TB-8448-AL-FL	Flip Leg (for Nesting Tables)			
TB-8448-AL-FD	Folding Leg			

Each Table Top is constructed using a 1 1/8" thick top with a Plastic Laminate top surface.


All Metal legs are coated electrostatically with an epoxy powder coat paint.

NOTES:

- * Table heights of 25" (children), 27" (youth), and 32" (wheelchair) are available by request.
- * Color of Metal Paint must be specified at the time of order.
- * Caster Leg options are recommended for Reading/Multipurpose Tables options and not meant to be used for stationary computer workstations.
- * For all tables with casters legs, only 2 legs will have casters, and the other legs will have levelers. This will create a "wheelbarrow" style of table which will ensure ease of mobility.
- * Color of the Caster Option must be specified at the time of order.
- * For the Flip OR Fold Leg option, one T-based leg comes with 2 hidden casters as shown in the image below.

\$ 2,069
\$ 2,069
\$ 2,301
\$ 2,504
\$ 2,512
\$ 1,965
\$ 2,619
\$ 1,965
\$ 2,619
\$ 2,122
\$ 2,317
\$ 2,977
\$ 2,317
\$ 2,977
\$ 3,304
\$ 3,304

Edge Option:




"AL"

2 mm Aluminum Edge

*All table corners will be given a 6-inch radius for this edge option.

Metal Leg Options:



"M-SQ" Square 2"

"M-SS" Square Stem 2"


"M-D" Diameter 2"

"M-DS" Diameter Stem 2"

"M-BO" Balloon 2 1/2"

"FL" or "FD" Flip OR Fold Leg

Wood Leg Options:



"W-SQ" Square 2 3/8"

"W-SQR" Square Radius 2 3/8"

"W-SQT" Square Tapered 2 3/8"

"W-DT" Diameter Tapered 2 3/8"

"W-SR" Safari 2 3/8"



Black/Black

White/Grey

Silver/Orange

Mirror Finish/Grey

"MC" Caster Option:
Available on all Metal Legs ONLY, with exception of the Balloon leg and Metal Bases.

MODEL NUMBER
PRODUCT
WIDTH DEPTH HEIGHT
PRICE
DESCRIPTION


*Shown Above:
TB-9642-AC-M-D



*Rectangle Table Shape


MODEL NUMBER	PRODUCT	WIDTH	DEPTH	HEIGHT
	Rectangle Table, 96" Width, 36" Depth	96"	36"	29"
	ACRYLIC Edge;			
	with WOOD Leg Option:	96"	36"	29"
TB-9636-AC-W-SQ	Square			
TB-9636-AC-W-SQR	Square Radius			
TB-9636-AC-W-SQT	Square Tapered			
TB-9636-AC-W-DT	Diameter Tapered			
TB-9636-AC-W-SR	Safari			
	with METAL Leg Option:	96"	36"	29"
TB-9636-AC-M-SQ	Square			
TB-9636-AC-M-SS	Square & Stem			
TB-9636-AC-M-D	Diameter			
TB-9636-AC-M-DS	Diameter & Stem			
TB-9636-AC-M-BO	Balloon			
TB-9636-AC-MC-SQ	Square with Casters			
TB-9636-AC-MC-SS	Square & Stem with Casters			
TB-9636-AC-MC-D	Diameter with Casters			
TB-9636-AC-MC-DS	Diameter & Stem with Casters			
TB-9636-AC-FL	Flip Leg (for Nesting Tables)			
TB-9636-AC-FD	Folding Leg			
	Rectangle Table, 96" Width, 42" Depth	96"	42"	29"
	with WOOD Leg Option:	96"	42"	29"
TB-9642-AC-W-SQ	Square			
TB-9642-AC-W-SQR	Square Radius			
TB-9642-AC-W-SQT	Square Tapered			
TB-9642-AC-W-DT	Diameter Tapered			
TB-9642-AC-W-SR	Safari			
	with METAL Leg Option:	96"	42"	29"
TB-9642-AC-M-SQ	Square			
TB-9642-AC-M-SS	Square & Stem			
TB-9642-AC-M-D	Diameter			
TB-9642-AC-M-DS	Diameter & Stem			
TB-9642-AC-M-BO	Balloon			
TB-9642-AC-MC-SQ	Square with Casters			
TB-9642-AC-MC-SS	Square & Stem with Casters			
TB-9642-AC-MC-D	Diameter with Casters			
TB-9642-AC-MC-DS	Diameter & Stem with Casters			
TB-9642-AC-FL	Flip Leg (for Nesting Tables)			
TB-9642-AC-FD	Folding Leg			
EO-9642-AC-T	T-Leg Base	96"	42"	29"
EO-9642-AC-S	Boxy Frame	96"	42"	29"

Each Table Top is constructed using a 1" thick top with a Plastic Laminate top surface.


All Metal legs are coated electrostatically with an epoxy powder coat paint.

NOTES:

- * Table heights of 25" (children), 27" (youth), and 32" (wheelchair) are available by request.
- * Color of Metal Paint must be specified at the time of order.
- * Caster Leg options are recommended for Reading/Multipurpose Tables options and not meant to be used for stationary computer workstations.
- * For all tables with casters legs, only 2 legs will have casters, and the other legs will have levelers. This will create a "wheelbarrow" style of table which will ensure ease of mobility.
- * Color of the Caster Option must be specified at the time of order.
- * For the Flip OR Fold Leg option, one T-based leg comes with 2 hidden casters as shown in the image below.

Edge Option:


"AC"
2 mm Acrylic Edge

Metal Leg Options:


"M-SQ" Square 2"
"M-SS" Square Stem 2"
"M-D" Diameter 2"
"M-DS" Diameter Stem 2"
"M-BO" Balloon 2 1/2"
"T" T-Leg Base
"S" Boxy Frame Base

Wood Leg Options:


"W-SQ" Square 2 3/8"
"W-SQR" Square Radius 2 3/8"
"W-SQT" Square Tapered 2 3/8"
"W-DT" Diameter Tapered 2 3/8"
"W-SR" Safari 2 3/8"

Black/Black
White/Grey
Silver/Orange
Mirror Finish/Grey

"MC" Caster Option:
Available on all Metal Legs ONLY, with exception of the Balloon leg and Metal Bases.

MODEL NUMBER

PRODUCT

WIDTH DEPTH HEIGHT

PRICE

DESCRIPTION



*Shown Above:
TB-9642-AC-M-D



*Rectangle Table Shape

MODEL NUMBER	PRODUCT	WIDTH	DEPTH	HEIGHT
	Rectangle Table, 96" Width, 48" Depth	96"	48"	29"
	ACRYLIC Edge;			
	with WOOD Leg Option:	96"	48"	29"
TB-9648-AC-W-SQ	Square			
TB-9648-AC-W-SQR	Square Radius			
TB-9648-AC-W-SQT	Square Tapered			
TB-9648-AC-W-DT	Diameter Tapered			
TB-9648-AC-W-SR	Safari			
	with METAL Leg Option:	96"	48"	29"
TB-9648-AC-M-SQ	Square			
TB-9648-AC-M-SS	Square & Stem			
TB-9648-AC-M-D	Diameter			
TB-9648-AC-M-DS	Diameter & Stem			
TB-9648-AC-M-BO	Balloon			
TB-9648-AC-MC-SQ	Square with Casters			
TB-9648-AC-MC-SS	Square & Stem with Casters			
TB-9648-AC-MC-D	Diameter with Casters			
TB-9648-AC-MC-DS	Diameter & Stem with Casters			
TB-9648-AC-FL	Flip Leg (for Nesting Tables)			
TB-9648-AC-FD	Folding Leg			

Each Table Top is constructed using a 1" thick top with a Plastic Laminate top surface.

All Metal legs are coated electrostatically with an epoxy powder coat paint.

NOTES:

- * Table heights of 25" (children), 27" (youth), and 32" (wheelchair) are available by request.
- * Color of Metal Paint must be specified at the time of order.
- * Caster Leg options are recommended for Reading/Multipurpose Tables options and not meant to be used for stationary computer workstations.
- * For all tables with casters legs, only 2 legs will have casters, and the other legs will have levelers. This will create a "wheelbarrow" style of table which will ensure ease of mobility.
- * Color of the Caster Option must be specified at the time of order.
- * For the Flip OR Fold Leg option, one T-based leg comes with 2 hidden casters as shown in the image below.

\$ 2,076
\$ 2,076
\$ 2,317
\$ 2,512
\$ 2,527


\$ 1,976
\$ 2,636
\$ 1,976
\$ 2,636
\$ 2,139
\$ 2,324
\$ 2,985
\$ 2,324
\$ 2,985
\$ 3,234
\$ 3,234

Edge Option:



"AC"
2 mm Acrylic Edge

Metal Leg Options:



"M-SQ" Square 2"
"M-SS" Square Stem 2"
"M-D" Diameter 2"
"M-DS" Diameter Stem 2"
"M-BO" Balloon 2 1/2"
"FL" or "FD" Flip OR Fold Leg

Wood Leg Options:



"W-SQ" Square 2 3/8"
"W-SQR" Square Radius 2 3/8"
"W-SQT" Square Tapered 2 3/8"
"W-DT" Diameter Tapered 2 3/8"
"W-SR" Safari 2 3/8"



Black/Black
White/Grey
Silver/Orange
Mirror Finish/Grey

"MC" Caster Option:
Available on all Metal Legs ONLY, with exception of the Balloon leg and Metal Bases.

MODEL NUMBER

PRODUCT

WIDTH DEPTH HEIGHT

PRICE

DESCRIPTION



*Shown Above:
TB-9642-SQ-M-D



*Rectangle Table Shape

MODEL NUMBER	PRODUCT	WIDTH	DEPTH	HEIGHT	PRICE
	Rectangle Table, 96" Width, 36" Depth	96"	36"	29"	
	SQUARE Edge;				
	with WOOD Leg Option:	96"	36"	29"	
TB-9636-SQ-W-SQ	Square				\$ 2,115
TB-9636-SQ-W-SQR	Square Radius				\$ 2,115
TB-9636-SQ-W-SQT	Square Tapered				\$ 2,348
TB-9636-SQ-W-DT	Diameter Tapered				\$ 2,551
TB-9636-SQ-W-SR	Safari				\$ 2,566
	with METAL Leg Option:	96"	36"	29"	
TB-9636-SQ-M-SQ	Square				\$ 2,014
TB-9636-SQ-M-SS	Square & Stem				\$ 2,666
TB-9636-SQ-M-D	Diameter				\$ 2,014
TB-9636-SQ-M-DS	Diameter & Stem				\$ 2,666
TB-9636-SQ-M-BO	Balloon				\$ 2,169
TB-9636-SQ-MC-SQ	Square with Casters				\$ 2,363
TB-9636-SQ-MC-SS	Square & Stem with Casters				\$ 3,023
TB-9636-SQ-MC-D	Diameter with Casters				\$ 2,363
TB-9636-SQ-MC-DS	Diameter & Stem with Casters				\$ 3,023
TB-9636-SQ-FL	Flip Leg (for Nesting Tables)				\$ 3,351
TB-9636-SQ-FD	Folding Leg				\$ 3,351
	Rectangle Table, 96" Width, 42" Depth	96"	42"	29"	
	with WOOD Leg Option:	96"	42"	29"	
TB-9642-SQ-W-SQ	Square				\$ 2,433
TB-9642-SQ-W-SQR	Square Radius				\$ 2,433
TB-9642-SQ-W-SQT	Square Tapered				\$ 2,666
TB-9642-SQ-W-DT	Diameter Tapered				\$ 2,868
TB-9642-SQ-W-SR	Safari				\$ 2,884
	with METAL Leg Option:	96"	42"	29"	
TB-9642-SQ-M-SQ	Square				\$ 2,332
TB-9642-SQ-M-SS	Square & Stem				\$ 2,992
TB-9642-SQ-M-D	Diameter				\$ 2,332
TB-9642-SQ-M-DS	Diameter & Stem				\$ 2,992
TB-9642-SQ-M-BO	Balloon				\$ 2,487
TB-9642-SQ-MC-SQ	Square with Casters				\$ 2,690
TB-9642-SQ-MC-SS	Square & Stem with Casters				\$ 3,343
TB-9642-SQ-MC-D	Diameter with Casters				\$ 2,690
TB-9642-SQ-MC-DS	Diameter & Stem with Casters				\$ 3,343
TB-9642-SQ-FL	Flip Leg (for Nesting Tables)				\$ 3,708
TB-9642-SQ-FD	Folding Leg				\$ 3,708

Each Table Top is constructed using a 1 1/8" thick top with a Plastic Laminate top surface.

All Metal legs are coated electrostatically with an epoxy powder coat paint.

NOTES:


- * Table heights of 25" (children), 27" (youth), and 32" (wheelchair) are available by request.
- * Color of Metal Paint must be specified at the time of order.
- * Caster Leg options are recommended for Reading/Multipurpose Tables options and not meant to be used for stationary computer workstations.
- * For all tables with casters legs, only 2 legs will have casters, and the other legs will have levelers. This will create a "wheelbarrow" style of table which will ensure ease of mobility.
- * Color of the Caster Option must be specified at the time of order.
- * For the Flip OR Fold Leg option, one T-based leg comes with 2 hidden casters as shown in the image below.

Edge Option:




"SQ"
1/4" Square Edge

Metal Leg Options:



Wood Leg Options:



"MC" Caster Option:
Available on all Metal Legs ONLY, with exception of the Balloon leg and Metal Bases.

MODEL NUMBER

PRODUCT

WIDTH DEPTH HEIGHT

PRICE

DESCRIPTION



*Shown Above:
TB-9642-SQ-M-D



*Rectangle Table Shape

MODEL NUMBER	PRODUCT	WIDTH	DEPTH	HEIGHT	PRICE
	Rectangle Table, 96" Width, 48" Depth	96"	48"	29"	
	SQUARE Edge;				
	with WOOD Leg Option:	96"	48"	29"	
TB-9648-SQ-W-SQ	Square				\$ 2,535
TB-9648-SQ-W-SQR	Square Radius				\$ 2,535
TB-9648-SQ-W-SQT	Square Tapered				\$ 2,768
TB-9648-SQ-W-DT	Diameter Tapered				\$ 2,970
TB-9648-SQ-W-SR	Safari				\$ 2,985
	with METAL Leg Option:	96"	48"	29"	
TB-9648-SQ-M-SQ	Square				\$ 2,433
TB-9648-SQ-M-SS	Square & Stem				\$ 3,095
TB-9648-SQ-M-D	Diameter				\$ 2,433
TB-9648-SQ-M-DS	Diameter & Stem				\$ 3,095
TB-9648-SQ-M-BO	Balloon				\$ 2,588
TB-9648-SQ-MC-SQ	Square with Casters				\$ 2,783
TB-9648-SQ-MC-SS	Square & Stem with Casters				\$ 3,444
TB-9648-SQ-MC-D	Diameter with Casters				\$ 2,783
TB-9648-SQ-MC-DS	Diameter & Stem with Casters				\$ 3,444
TB-9648-SQ-FL	Flip Leg (for Nesting Tables)				\$ 3,810
TB-9648-SQ-FD	Folding Leg				\$ 3,810

Each Table Top is constructed using a 1 1/8" thick top with a Plastic Laminate top surface.

All Metal legs are coated electrostatically with an epoxy powder coat paint.

NOTES:


- * Table heights of 25" (children), 27" (youth), and 32" (wheelchair) are available by request.
- * Color of Metal Paint must be specified at the time of order.
- * Caster Leg options are recommended for Reading/Multipurpose Tables options and not meant to be used for stationary computer workstations.
- * For all tables with casters legs, only 2 legs will have casters, and the other legs will have levelers. This will create a "wheelbarrow" style of table which will ensure ease of mobility.
- * Color of the Caster Option must be specified at the time of order.
- * For the Flip OR Fold Leg option, one T-based leg comes with 2 hidden casters as shown in the image below.

Edge Option:




"SQ"
1/4" Square Edge

Metal Leg Options:



"M-SQ" Square 2"
"M-SS" Square Stem 2"
"M-D" Diameter 2"
"M-DS" Diameter Stem 2"
"M-BO" Balloon 2 1/2"
"FL" or "FD" Flip OR Fold Leg

Wood Leg Options:



"W-SQ" Square 2 3/8"
"W-SQR" Square Radius 2 3/8"
"W-SQT" Square Tapered 2 3/8"
"W-DT" Diameter Tapered 2 3/8"
"W-SR" Safari 2 3/8"

Black/Black
White/Grey
Silver/Orange
Mirror Finish/Grey

"MC" Caster Option:
Available on all Metal Legs ONLY, with exception of the Balloon leg and Metal Bases.

MODEL NUMBER
PRODUCT
WIDTH DEPTH HEIGHT
PRICE
DESCRIPTION


*Shown Above:
TB-9642-DSQ-M-D



*Rectangle Table Shape

MODEL NUMBER	PRODUCT	WIDTH	DEPTH	HEIGHT	PRICE
	Rectangle Table, 96" Width, 36" Depth	96"	36"	29"	
	DROPPED SQUARE Edge;				
	with WOOD Leg Option:	96"	36"	29"	
TB-9636-DSQ-W-SQ	Square				\$ 2,293
TB-9636-DSQ-W-SQR	Square Radius				\$ 2,293
TB-9636-DSQ-W-SQT	Square Tapered				\$ 2,527
TB-9636-DSQ-W-DT	Diameter Tapered				\$ 2,729
TB-9636-DSQ-W-SR	Safari				\$ 2,736
	with METAL Leg Option:	96"	36"	29"	
TB-9636-DSQ-M-SQ	Square				\$ 2,193
TB-9636-DSQ-M-SS	Square & Stem				\$ 2,846
TB-9636-DSQ-M-D	Diameter				\$ 2,193
TB-9636-DSQ-M-DS	Diameter & Stem				\$ 2,846
TB-9636-DSQ-M-BO	Balloon				\$ 2,348
TB-9636-DSQ-MC-SQ	Square with Casters				\$ 2,542
TB-9636-DSQ-MC-SS	Square & Stem with Casters				\$ 3,203
TB-9636-DSQ-MC-D	Diameter with Casters				\$ 2,542
TB-9636-DSQ-MC-DS	Diameter & Stem with Casters				\$ 3,203
TB-9636-DSQ-FL	Flip Leg (for Nesting Tables)				\$ 3,529
TB-9636-DSQ-FD	Folding Leg				\$ 3,529
	Rectangle Table, 96" Width, 42" Depth	96"	42"	29"	
	with WOOD Leg Option:	96"	42"	29"	
TB-9642-DSQ-W-SQ	Square				\$ 2,619
TB-9642-DSQ-W-SQR	Square Radius				\$ 2,619
TB-9642-DSQ-W-SQT	Square Tapered				\$ 2,860
TB-9642-DSQ-W-DT	Diameter Tapered				\$ 3,056
TB-9642-DSQ-W-SR	Safari				\$ 3,064
	with METAL Leg Option:	96"	42"	29"	
TB-9642-DSQ-M-SQ	Square				\$ 2,519
TB-9642-DSQ-M-SS	Square & Stem				\$ 3,180
TB-9642-DSQ-M-D	Diameter				\$ 2,519
TB-9642-DSQ-M-DS	Diameter & Stem				\$ 3,180
TB-9642-DSQ-M-BO	Balloon				\$ 2,682
TB-9642-DSQ-MC-SQ	Square with Casters				\$ 2,868
TB-9642-DSQ-MC-SS	Square & Stem with Casters				\$ 3,529
TB-9642-DSQ-MC-D	Diameter with Casters				\$ 2,868
TB-9642-DSQ-MC-DS	Diameter & Stem with Casters				\$ 3,529
TB-9642-DSQ-FL	Flip Leg (for Nesting Tables)				\$ 3,894
TB-9642-DSQ-FD	Folding Leg				\$ 3,894

Each Table Top is constructed using a 1 1/8" thick top with a Plastic Laminate top surface.


All Metal legs are coated electrostatically with an epoxy powder coat paint.

NOTES:

- * Table heights of 25" (children), 27" (youth), and 32" (wheelchair) are available by request.
- * Color of Metal Paint must be specified at the time of order.
- * Caster Leg options are recommended for Reading/Multipurpose Tables options and not meant to be used for stationary computer workstations.
- * For all tables with casters legs, only 2 legs will have casters, and the other legs will have levelers. This will create a "wheelbarrow" style of table which will ensure ease of mobility.
- * Color of the Caster Option must be specified at the time of order.
- * For the Flip OR Fold Leg option, one T-based leg comes with 2 hidden casters as shown in the image below.

Edge Option:

Metal Leg Options:

Wood Leg Options:


MODEL NUMBER

PRODUCT


WIDTH DEPTH HEIGHT

PRICE

DESCRIPTION



*Shown Above:
TB-9642-DSQ-M-D



*Rectangle Table Shape

MODEL NUMBER	PRODUCT	WIDTH	DEPTH	HEIGHT
	Rectangle Table, 96" Width, 48" Depth	96"	48"	29"
	DROPPED SQUARE Edge;			
	with WOOD Leg Option:	96"	48"	29"
TB-9648-DSQ-W-SQ	Square			
TB-9648-DSQ-W-SQR	Square Radius			
TB-9648-DSQ-W-SQT	Square Tapered			
TB-9648-DSQ-W-DT	Diameter Tapered			
TB-9648-DSQ-W-SR	Safari			
	with METAL Leg Option:	96"	48"	29"
TB-9648-DSQ-M-SQ	Square			
TB-9648-DSQ-M-SS	Square & Stem			
TB-9648-DSQ-M-D	Diameter			
TB-9648-DSQ-M-DS	Diameter & Stem			
TB-9648-DSQ-M-BO	Balloon			
TB-9648-DSQ-MC-SQ	Square with Casters			
TB-9648-DSQ-MC-SS	Square & Stem with Casters			
TB-9648-DSQ-MC-D	Diameter with Casters			
TB-9648-DSQ-MC-DS	Diameter & Stem with Casters			
TB-9648-DSQ-FL	Flip Leg (for Nesting Tables)			
TB-9648-DSQ-FD	Folding Leg			

Each Table Top is constructed using a 1 1/8" thick top with a Plastic Laminate top surface.

All Metal legs are coated electrostatically with an epoxy powder coat paint.

NOTES:


- * Table heights of 25" (children), 27" (youth), and 32" (wheelchair) are available by request.
- * Color of Metal Paint must be specified at the time of order.
- * Caster Leg options are recommended for Reading/Multipurpose Tables options and not meant to be used for stationary computer workstations.
- * For all tables with casters legs, only 2 legs will have casters, and the other legs will have levelers. This will create a "wheelbarrow" style of table which will ensure ease of mobility.
- * Color of the Caster Option must be specified at the time of order.
- * For the Flip OR Fold Leg option, one T-based leg comes with 2 hidden casters as shown in the image below.

\$ 2,729
\$ 2,729
\$ 2,961
\$ 3,164
\$ 2,115
\$ 2,628
\$ 3,288
\$ 2,628
\$ 3,288
\$ 2,783
\$ 2,985
\$ 3,639
\$ 2,985
\$ 3,639
\$ 4,004
\$ 4,004


Edge Option:



Metal Leg Options:



Wood Leg Options:



MODEL NUMBER
PRODUCT
WIDTH DEPTH HEIGHT
PRICE
DESCRIPTION


*Shown Above:
TB-9642-DBN-M-D



*Rectangle Table Shape

MODEL NUMBER	PRODUCT	WIDTH	DEPTH	HEIGHT	PRICE
	Rectangle Table, 96" Width, 36" Depth	96"	36"	29"	
	DROPPED BULLNOSE Edge;				
	with WOOD Leg Option:	96"	36"	29"	
TB-9636-DBN-W-SQ	Square				\$ 2,309
TB-9636-DBN-W-SQR	Square Radius				\$ 2,309
TB-9636-DBN-W-SQT	Square Tapered				\$ 2,542
TB-9636-DBN-W-DT	Diameter Tapered				\$ 2,744
TB-9636-DBN-W-SR	Safari				\$ 2,760
	with METAL Leg Option:	96"	36"	29"	
TB-9636-DBN-M-SQ	Square				\$ 2,207
TB-9636-DBN-M-SS	Square & Stem				\$ 2,860
TB-9636-DBN-M-D	Diameter				\$ 2,207
TB-9636-DBN-M-DS	Diameter & Stem				\$ 2,860
TB-9636-DBN-M-BO	Balloon				\$ 2,363
TB-9636-DBN-MC-SQ	Square with Casters				\$ 2,558
TB-9636-DBN-MC-SS	Square & Stem with Casters				\$ 3,219
TB-9636-DBN-MC-D	Diameter with Casters				\$ 2,558
TB-9636-DBN-MC-DS	Diameter & Stem with Casters				\$ 3,219
TB-9636-DBN-FL	Flip Leg (for Nesting Tables)				\$ 3,545
TB-9636-DBN-FD	Folding Leg				\$ 3,545
	Rectangle Table, 96" Width, 42" Depth	96"	42"	29"	
	with WOOD Leg Option:	96"	42"	29"	
TB-9642-DBN-W-SQ	Square				\$ 2,636
TB-9642-DBN-W-SQR	Square Radius				\$ 2,636
TB-9642-DBN-W-SQT	Square Tapered				\$ 2,876
TB-9642-DBN-W-DT	Diameter Tapered				\$ 3,077
TB-9642-DBN-W-SR	Safari				\$ 3,085
	with METAL Leg Option:	96"	42"	29"	
TB-9642-DBN-M-SQ	Square				\$ 2,542
TB-9642-DBN-M-SS	Square & Stem				\$ 3,195
TB-9642-DBN-M-D	Diameter				\$ 2,542
TB-9642-DBN-M-DS	Diameter & Stem				\$ 3,195
TB-9642-DBN-M-BO	Balloon				\$ 2,698
TB-9642-DBN-MC-SQ	Square with Casters				\$ 2,884
TB-9642-DBN-MC-SS	Square & Stem with Casters				\$ 3,545
TB-9642-DBN-MC-D	Diameter with Casters				\$ 2,884
TB-9642-DBN-MC-DS	Diameter & Stem with Casters				\$ 3,545
TB-9642-DBN-FL	Flip Leg (for Nesting Tables)				\$ 3,918
TB-9642-DBN-FD	Folding Leg				\$ 3,918

Each Table Top is constructed using a 1 1/8" thick top with a Plastic Laminate top surface.

All Metal legs are coated electrostatically with an epoxy powder coat paint.

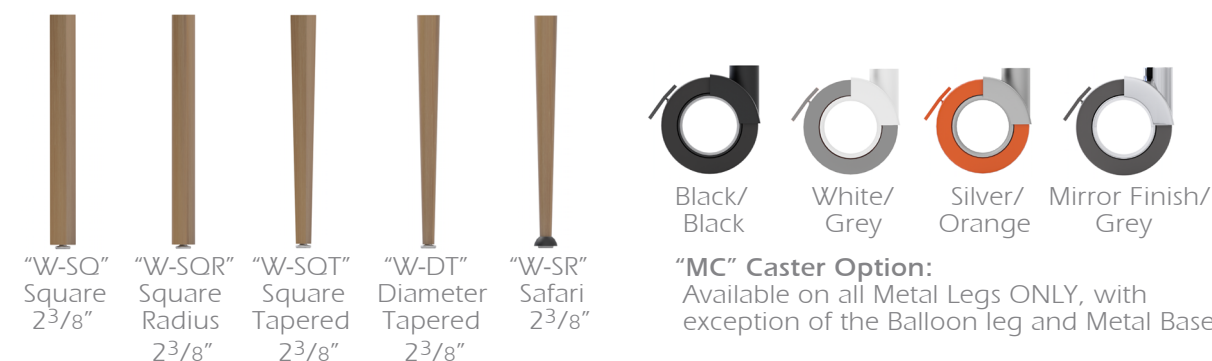
NOTES:

- * Table heights of 25" (children), 27" (youth), and 32" (wheelchair) are available by request.
- * Color of Metal Paint must be specified at the time of order.
- * Caster Leg options are recommended for Reading/Multipurpose Tables options and not meant to be used for stationary computer workstations.
- * For all tables with casters legs, only 2 legs will have casters, and the other legs will have levelers. This will create a "wheelbarrow" style of table which will ensure ease of mobility.
- * Color of the Caster Option must be specified at the time of order.
- * For the Flip OR Fold Leg option, one T-based leg comes with 2 hidden casters as shown in the image below.

Edge Option:


"DBN"
3/4" Dropped Bullnoses Edge

Metal Leg Options:

Wood Leg Options:


"MC" Caster Option:
Available on all Metal Legs ONLY, with exception of the Balloon leg and Metal Bases.

MODEL NUMBER

PRODUCT

WIDTH DEPTH HEIGHT

PRICE

DESCRIPTION



*Shown Above:
TB-9642-DBN-M-D



*Rectangle Table Shape

MODEL NUMBER	PRODUCT	WIDTH	DEPTH	HEIGHT	PRICE
	Rectangle Table, 96" Width, 48" Depth	96"	48"	29"	
	DROPPED BULLNOSE Edge;				
	with WOOD Leg Option:	96"	48"	29"	
TB-9648-DBN-W-SQ	Square				\$ 2,744
TB-9648-DBN-W-SQR	Square Radius				\$ 2,744
TB-9648-DBN-W-SQT	Square Tapered				\$ 2,985
TB-9648-DBN-W-DT	Diameter Tapered				\$ 3,180
TB-9648-DBN-W-SR	Safari				\$ 3,195
	with METAL Leg Option:	96"	48"	29"	
TB-9648-DBN-M-SQ	Square				\$ 2,643
TB-9648-DBN-M-SS	Square & Stem				\$ 3,304
TB-9648-DBN-M-D	Diameter				\$ 2,643
TB-9648-DBN-M-DS	Diameter & Stem				\$ 3,304
TB-9648-DBN-M-BO	Balloon				\$ 2,806
TB-9648-DBN-MC-SQ	Square with Casters				\$ 3,000
TB-9648-DBN-MC-SS	Square & Stem with Casters				\$ 3,654
TB-9648-DBN-MC-D	Diameter with Casters				\$ 3,000
TB-9648-DBN-MC-DS	Diameter & Stem with Casters				\$ 3,654
TB-9648-DBN-FL	Flip Leg (for Nesting Tables)				\$ 4,018
TB-9648-DBN-FD	Folding Leg				\$ 4,018

Each Table Top is constructed using a 1 1/8" thick top with a Plastic Laminate top surface.

All Metal legs are coated electrostatically with an epoxy powder coat paint.

NOTES:


- * Table heights of 25" (children), 27" (youth), and 32" (wheelchair) are available by request.
- * Color of Metal Paint must be specified at the time of order.
- * Caster Leg options are recommended for Reading/Multipurpose Tables options and not meant to be used for stationary computer workstations.
- * For all tables with casters legs, only 2 legs will have casters, and the other legs will have levelers. This will create a "wheelbarrow" style of table which will ensure ease of mobility.
- * Color of the Caster Option must be specified at the time of order.
- * For the Flip OR Fold Leg option, one T-based leg comes with 2 hidden casters as shown in the image below.

Edge Option:




"DBN"
3/4" Dropped Bullnoses Edge

Metal Leg Options:



"M-SQ" Square 2"
"M-SS" Square Stem 2"
"M-D" Diameter 2"
"M-DS" Diameter Stem 2"
"M-BO" Balloon 2 1/2"
"FL" or "FD" Flip OR Fold Leg

Wood Leg Options:



"W-SQ" Square 2 3/8"
"W-SQR" Square Radius 2 3/8"
"W-SQT" Square Tapered 2 3/8"
"W-DT" Diameter Tapered 2 3/8"
"W-SR" Safari 2 3/8"

Black/Black White/Grey Silver/Orange Mirror Finish/Grey

"MC" Caster Option:
Available on all Metal Legs ONLY, with exception of the Balloon leg and Metal Bases.

MODEL NUMBER

PRODUCT

WIDTH DEPTH HEIGHT

PRICE

DESCRIPTION



*Shown Above:
TB-9642-DCH-M-D



*Rectangle Table Shape

MODEL NUMBER	PRODUCT	WIDTH	DEPTH	HEIGHT
	Rectangle Table, 96" Width, 36" Depth	96"	36"	29"
	DROPPED CHAMFERED Edge;			
	with WOOD Leg Option:	96"	36"	29"
TB-9636-DCH-W-SQ	Square			
TB-9636-DCH-W-SQR	Square Radius			
TB-9636-DCH-W-SQT	Square Tapered			
TB-9636-DCH-W-DT	Diameter Tapered			
TB-9636-DCH-W-SR	Safari			
	with METAL Leg Option:	96"	36"	29"
TB-9636-DCH-M-SQ	Square			
TB-9636-DCH-M-SS	Square & Stem			
TB-9636-DCH-M-D	Diameter			
TB-9636-DCH-M-DS	Diameter & Stem			
TB-9636-DCH-M-BO	Balloon			
TB-9636-DCH-MC-SQ	Square with Casters			
TB-9636-DCH-MC-SS	Square & Stem with Casters			
TB-9636-DCH-MC-D	Diameter with Casters			
TB-9636-DCH-MC-DS	Diameter & Stem with Casters			
TB-9636-DCH-FL	Flip Leg (for Nesting Tables)			
TB-9636-DCH-FD	Folding Leg			
	Rectangle Table, 96" Width, 42" Depth	96"	42"	29"
	with WOOD Leg Option:	96"	42"	29"
TB-9642-DCH-W-SQ	Square			
TB-9642-DCH-W-SQR	Square Radius			
TB-9642-DCH-W-SQT	Square Tapered			
TB-9642-DCH-W-DT	Diameter Tapered			
TB-9642-DCH-W-SR	Safari			
	with METAL Leg Option:	96"	42"	29"
TB-9642-DCH-M-SQ	Square			
TB-9642-DCH-M-SS	Square & Stem			
TB-9642-DCH-M-D	Diameter			
TB-9642-DCH-M-DS	Diameter & Stem			
TB-9642-DCH-M-BO	Balloon			
TB-9642-DCH-MC-SQ	Square with Casters			
TB-9642-DCH-MC-SS	Square & Stem with Casters			
TB-9642-DCH-MC-D	Diameter with Casters			
TB-9642-DCH-MC-DS	Diameter & Stem with Casters			
TB-9642-DCH-FL	Flip Leg (for Nesting Tables)			
TB-9642-DCH-FD	Folding Leg			

- \$ 2,309
- \$ 2,309
- \$ 2,542
- \$ 2,744
- \$ 2,760

- \$ 2,207
- \$ 2,860
- \$ 2,207
- \$ 2,860
- \$ 2,363
- \$ 2,558
- \$ 3,219
- \$ 2,558
- \$ 3,219
- \$ 3,545
- \$ 3,545

- \$ 2,636
- \$ 2,636
- \$ 2,876
- \$ 3,077
- \$ 3,085

- \$ 2,542
- \$ 3,195
- \$ 2,542
- \$ 3,195
- \$ 2,698
- \$ 2,884
- \$ 3,545
- \$ 2,884
- \$ 3,545
- \$ 3,918
- \$ 3,918

Each Table Top is constructed using a 1 1/8" thick top with a Plastic Laminate top surface.

All Metal legs are coated electrostatically with an epoxy powder coat paint.

NOTES:

- * Table heights of 25" (children), 27" (youth), and 32" (wheelchair) are available by request.
- * Color of Metal Paint must be specified at the time of order.
- * Caster Leg options are recommended for Reading/Multipurpose Tables options and not meant to be used for stationary computer workstations.
- * For all tables with casters legs, only 2 legs will have casters, and the other legs will have levelers. This will create a "wheelbarrow" style of table which will ensure ease of mobility.
- * Color of the Caster Option must be specified at the time of order.
- * For the Flip OR Fold Leg option, one T-based leg comes with 2 hidden casters as shown in the image below.


Edge Option:



Metal Leg Options:



Wood Leg Options:



"MC" Caster Option:
Available on all Metal Legs ONLY, with exception of the Balloon leg and Metal Bases.

MODEL NUMBER

PRODUCT


WIDTH DEPTH HEIGHT

PRICE

DESCRIPTION



*Shown Above:
TB-9642-DCH-M-D



*Rectangle Table Shape

MODEL NUMBER	PRODUCT	WIDTH	DEPTH	HEIGHT
	Rectangle Table, 96" Width, 48" Depth	96"	48"	29"
	DROPPED CHAMFERED Edge;			
	with WOOD Leg Option:	96"	48"	29"
TB-9648-DCH-W-SQ	Square			
TB-9648-DCH-W-SQR	Square Radius			
TB-9648-DCH-W-SQT	Square Tapered			
TB-9648-DCH-W-DT	Diameter Tapered			
TB-9648-DCH-W-SR	Safari			
	with METAL Leg Option:	96"	48"	29"
TB-9648-DCH-M-SQ	Square			
TB-9648-DCH-M-SS	Square & Stem			
TB-9648-DCH-M-D	Diameter			
TB-9648-DCH-M-DS	Diameter & Stem			
TB-9648-DCH-M-BO	Balloon			
TB-9648-DCH-MC-SQ	Square with Casters			
TB-9648-DCH-MC-SS	Square & Stem with Casters			
TB-9648-DCH-MC-D	Diameter with Casters			
TB-9648-DCH-MC-DS	Diameter & Stem with Casters			
TB-9648-DCH-FL	Flip Leg (for Nesting Tables)			
TB-9648-DCH-FD	Folding Leg			

Each Table Top is constructed using a 1 1/8" thick top with a Plastic Laminate top surface.

All Metal legs are coated electrostatically with an epoxy powder coat paint.

NOTES:

- * Table heights of 25" (children), 27" (youth), and 32" (wheelchair) are available by request.
- * Color of Metal Paint must be specified at the time of order.
- * Caster Leg options are recommended for Reading/Multipurpose Tables options and not meant to be used for stationary computer workstations.
- * For all tables with casters legs, only 2 legs will have casters, and the other legs will have levelers. This will create a "wheelbarrow" style of table which will ensure ease of mobility.
- * Color of the Caster Option must be specified at the time of order.
- * For the Flip OR Fold Leg option, one T-based leg comes with 2 hidden casters as shown in the image below.


\$ 2,744
\$ 2,744
\$ 2,985
\$ 3,180
\$ 3,195
\$ 2,643
\$ 3,304
\$ 2,643
\$ 3,304
\$ 2,806
\$ 3,000
\$ 3,654
\$ 3,000
\$ 3,654
\$ 4,018
\$ 4,018

Edge Option:




"DCH"
3/4" Dropped Chamfered Edge

Metal Leg Options:



"M-SQ" Square 2"
"M-SS" Square Stem 2"
"M-D" Diameter 2"
"M-DS" Diameter Stem 2"
"M-BO" Balloon 2 1/2"
"FL" or "FD" Flip OR Fold Leg

Wood Leg Options:



"W-SQ" Square 2 3/8"
"W-SQR" Square Radius 2 3/8"
"W-SQT" Square Tapered 2 3/8"
"W-DT" Diameter Tapered 2 3/8"
"W-SR" Safari 2 3/8"

Black/Black
White/Grey
Silver/Orange
Mirror Finish/Grey

"MC" Caster Option:
Available on all Metal Legs ONLY, with exception of the Balloon leg and Metal Bases.

MODEL NUMBER

PRODUCT


WIDTH DEPTH HEIGHT

PRICE

DESCRIPTION



*Shown Above:
TB-9642-AL-M-D



*Rectangle Table Shape

MODEL NUMBER	PRODUCT	WIDTH	DEPTH	HEIGHT	PRICE
	Rectangle Table, 96" Width, 36" Depth	96"	36"	29"	
	ALUMINUM Edge;				
	with WOOD Leg Option:	96"	36"	29"	
TB-9636-AL-W-SQ	Square				\$ 2,100
TB-9636-AL-W-SQR	Square Radius				\$ 2,100
TB-9636-AL-W-SQT	Square Tapered				\$ 2,215
TB-9636-AL-W-DT	Diameter Tapered				\$ 2,417
TB-9636-AL-W-SR	Safari				\$ 2,433
	with METAL Leg Option:	96"	36"	29"	
TB-9636-AL-M-SQ	Square				\$ 1,881
TB-9636-AL-M-SS	Square & Stem				\$ 2,542
TB-9636-AL-M-D	Diameter				\$ 1,881
TB-9636-AL-M-DS	Diameter & Stem				\$ 2,542
TB-9636-AL-M-BO	Balloon				\$ 2,045
TB-9636-AL-MC-SQ	Square with Casters				\$ 2,231
TB-9636-AL-MC-SS	Square & Stem with Casters				\$ 2,892
TB-9636-AL-MC-D	Diameter with Casters				\$ 2,231
TB-9636-AL-MC-DS	Diameter & Stem with Casters				\$ 2,892
TB-9636-AL-FL	Flip Leg (for Nesting Tables)				\$ 3,227
TB-9636-AL-FD	Folding Leg				\$ 3,227
	Rectangle Table, 96" Width, 42" Depth	96"	42"	29"	
	with WOOD Leg Option:	96"	42"	29"	
TB-9642-AL-W-SQ	Square				\$ 2,293
TB-9642-AL-W-SQR	Square Radius				\$ 2,293
TB-9642-AL-W-SQT	Square Tapered				\$ 2,535
TB-9642-AL-W-DT	Diameter Tapered				\$ 2,736
TB-9642-AL-W-SR	Safari				\$ 2,744
	with METAL Leg Option:	96"	42"	29"	
TB-9642-AL-M-SQ	Square				\$ 2,193
TB-9642-AL-M-SS	Square & Stem				\$ 2,860
TB-9642-AL-M-D	Diameter				\$ 2,193
TB-9642-AL-M-DS	Diameter & Stem				\$ 2,860
TB-9642-AL-M-BO	Balloon				\$ 2,356
TB-9642-AL-MC-SQ	Square with Casters				\$ 2,551
TB-9642-AL-MC-SS	Square & Stem with Casters				\$ 3,203
TB-9642-AL-MC-D	Diameter with Casters				\$ 2,551
TB-9642-AL-MC-DS	Diameter & Stem with Casters				\$ 3,203
TB-9642-AL-FL	Flip Leg (for Nesting Tables)				\$ 3,575
TB-9642-AL-FD	Folding Leg				\$ 3,575


Each Table Top is constructed using a 1 1/8" thick top with a Plastic Laminate top surface.

All Metal legs are coated electrostatically with an epoxy powder coat paint.

NOTES:

- * Table heights of 25" (children), 27" (youth), and 32" (wheelchair) are available by request.
- * Color of Metal Paint must be specified at the time of order.
- * Caster Leg options are recommended for Reading/Multipurpose Tables options and not meant to be used for stationary computer workstations.
- * For all tables with casters legs, only 2 legs will have casters, and the other legs will have levelers. This will create a "wheelbarrow" style of table which will ensure ease of mobility.
- * Color of the Caster Option must be specified at the time of order.
- * For the Flip OR Fold Leg option, one T-based leg comes with 2 hidden casters as shown in the image below.

Edge Option:



"AL"


2 mm Aluminum Edge *All table corners will be given a 6-inch radius for this edge option.

Metal Leg Options:



"M-SQ" Square 2"
"M-SS" Square Stem 2"
"M-D" Diameter 2"
"M-DS" Diameter Stem 2"
"M-BO" Balloon 2 1/2"
"FL" or "FD" Flip OR Fold Leg

Wood Leg Options:



"W-SQ" Square 2 3/8"
"W-SQR" Square Radius 2 3/8"
"W-SQT" Square Tapered 2 3/8"
"W-DT" Diameter Tapered 2 3/8"
"W-SR" Safari 2 3/8"

Black/Black White/Grey Silver/Orange Mirror Finish/Grey

"MC" Caster Option:
Available on all Metal Legs ONLY, with exception of the Balloon leg and Metal Bases.

MODEL NUMBER

PRODUCT


WIDTH DEPTH HEIGHT

PRICE

DESCRIPTION



*Shown Above:
TB-9642-AL-M-D



*Rectangle Table Shape

MODEL NUMBER	PRODUCT	WIDTH	DEPTH	HEIGHT	PRICE
	Rectangle Table, 96" Width, 48" Depth	96"	48"	29"	
	ALUMINUM Edge;				
	with WOOD Leg Option:	96"	48"	29"	
TB-9648-AL-W-SQ	Square				\$ 2,394
TB-9648-AL-W-SQR	Square Radius				\$ 2,394
TB-9648-AL-W-SQT	Square Tapered				\$ 2,628
TB-9648-AL-W-DT	Diameter Tapered				\$ 2,829
TB-9648-AL-W-SR	Safari				\$ 2,836
	with METAL Leg Option:	96"	48"	29"	
TB-9648-AL-M-SQ	Square				\$ 2,293
TB-9648-AL-M-SS	Square & Stem				\$ 2,953
TB-9648-AL-M-D	Diameter				\$ 2,293
TB-9648-AL-M-DS	Diameter & Stem				\$ 2,953
TB-9648-AL-M-BO	Balloon				\$ 2,448
TB-9648-AL-MC-SQ	Square with Casters				\$ 2,643
TB-9648-AL-MC-SS	Square & Stem with Casters				\$ 3,304
TB-9648-AL-MC-D	Diameter with Casters				\$ 2,643
TB-9648-AL-MC-DS	Diameter & Stem with Casters				\$ 3,304
TB-9648-AL-FL	Flip Leg (for Nesting Tables)				\$ 3,670
TB-9648-AL-FD	Folding Leg				\$ 3,670


Each Table Top is constructed using a 1 1/8" thick top with a Plastic Laminate top surface.

All Metal legs are coated electrostatically with an epoxy powder coat paint.

NOTES:

- * Table heights of 25" (children), 27" (youth), and 32" (wheelchair) are available by request.
- * Color of Metal Paint must be specified at the time of order.
- * Caster Leg options are recommended for Reading/Multipurpose Tables options and not meant to be used for stationary computer workstations.
- * For all tables with casters legs, only 2 legs will have casters, and the other legs will have levelers. This will create a "wheelbarrow" style of table which will ensure ease of mobility.
- * Color of the Caster Option must be specified at the time of order.
- * For the Flip OR Fold Leg option, one T-based leg comes with 2 hidden casters as shown in the image below.

Edge Option:




"AL"

2 mm Aluminum Edge

*All table corners will be given a 6-inch radius for this edge option.

Metal Leg Options:



"M-SQ"
Square
2"

"M-SS"
Square
Stem 2"


"M-D"
Diameter
2"

"M-DS"
Diameter
Stem 2"

"M-BO"
Balloon
2 1/2"

"FL" or "FD"
Flip OR Fold
Leg

Wood Leg Options:



"W-SQ"
Square
2 3/8"

"W-SQR"
Square
Radius
2 3/8"

"W-SQT"
Square
Tapered
2 3/8"

"W-DT"
Diameter
Tapered
2 3/8"

"W-SR"
Safari
2 3/8"

Black/
Black

White/
Grey

Silver/
Orange

Mirror Finish/
Grey

"MC" Caster Option:
Available on all Metal Legs ONLY, with exception of the Balloon leg and Metal Bases.

MODEL NUMBER

PRODUCT


WIDTH DEPTH HEIGHT

PRICE

DESCRIPTION



*Shown Above:
TB-TZ4824-AC-M-D



*Trapezoidal Table Shape

MODEL NUMBER	PRODUCT	WIDTH	DEPTH	HEIGHT	PRICE
	Trapezoidal Table, 48" Width, 24" Depth	48"	24"	29"	
	ACRYLIC Edge;				
	with WOOD Leg Option:	48"	24"	29"	
TB-TZ4824-AC-W-SQ	Square				\$ 1,306
TB-TZ4824-AC-W-SQR	Square Radius				\$ 1,306
TB-TZ4824-AC-W-SQT	Square Tapered				\$ 1,547
TB-TZ4824-AC-W-DT	Diameter Tapered				\$ 1,748
TB-TZ4824-AC-W-SR	Safari				\$ 1,757
	with METAL Leg Option:	48"	24"	29"	
TB-TZ4824-AC-M-SQ	Square				\$ 1,212
TB-TZ4824-AC-M-SS	Square & Stem				\$ 1,865
TB-TZ4824-AC-M-D	Diameter				\$ 1,212
TB-TZ4824-AC-M-DS	Diameter & Stem				\$ 1,865
TB-TZ4824-AC-M-BO	Balloon				\$ 1,369
TB-TZ4824-AC-MC-SQ	Square with Casters				\$ 1,555
TB-TZ4824-AC-MC-SS	Square & Stem with Casters				\$ 2,215
TB-TZ4824-AC-MC-D	Diameter with Casters				\$ 1,555
TB-TZ4824-AC-MC-DS	Diameter & Stem with Casters				\$ 2,215
EO-TZ-4824-AC-S	Boxy Frame	48"	24"	29"	\$ 1,602
	Trapezoidal Table, 60" Width, 30" Depth	60"	30"	29"	
	with WOOD Leg Option:	60"	30"	29"	
TB-TZ6030-AC-W-SQ	Square				\$ 1,531
TB-TZ6030-AC-W-SQR	Square Radius				\$ 1,531
TB-TZ6030-AC-W-SQT	Square Tapered				\$ 1,765
TB-TZ6030-AC-W-DT	Diameter Tapered				\$ 1,965
TB-TZ6030-AC-W-SR	Safari				\$ 1,976
	with METAL Leg Option:	60"	30"	29"	
TB-TZ6030-AC-M-SQ	Square				\$ 1,431
TB-TZ6030-AC-M-SS	Square & Stem				\$ 2,083
TB-TZ6030-AC-M-D	Diameter				\$ 1,431
TB-TZ6030-AC-M-DS	Diameter & Stem				\$ 2,083
TB-TZ6030-AC-M-BO	Balloon				\$ 1,586
TB-TZ6030-AC-MC-SQ	Square with Casters				\$ 1,772
TB-TZ6030-AC-MC-SS	Square & Stem with Casters				\$ 2,441
TB-TZ6030-AC-MC-D	Diameter with Casters				\$ 1,772
TB-TZ6030-AC-MC-DS	Diameter & Stem with Casters				\$ 2,441
EO-TZ-6030-AC-S	Boxy Frame	60"	30"	29"	\$ 1,748


Each Table Top is constructed using a 1" thick top with a Plastic Laminate top surface.

All Metal legs are coated electrostatically with an epoxy powder coat paint.

NOTES:


- * Table heights of 25" (children), 27" (youth), and 32" (wheelchair) are available by request.
- * Color of Metal Paint must be specified at the time of order.
- * Caster Leg options are recommended for Reading/Multipurpose Tables options and not meant to be used for stationary computer workstations.
- * For all tables with casters legs, only 2 legs will have casters, and the other legs will have levelers. This will create a "wheelbarrow" style of table which will ensure ease of mobility.
- * Color of the Caster Option must be specified at the time of order.

Edge Option:

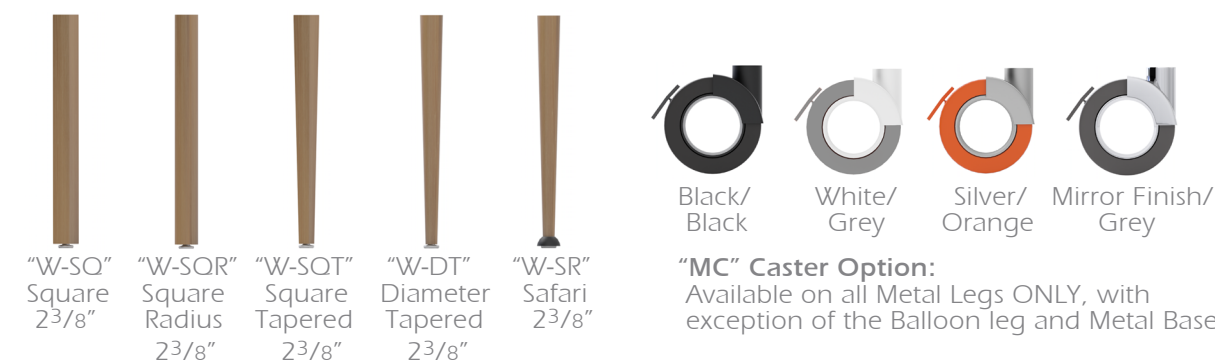


"AC"
2 mm Acrylic Edge

Metal Leg Options:



Wood Leg Options:



"MC" Caster Option:
Available on all Metal Legs ONLY, with exception of the Balloon leg and Metal Bases.

MODEL NUMBER **PRODUCT** **WIDTH** **DEPTH** **HEIGHT**



*Shown Above:
TB-TZ4824-SQ-M-D



*Trapezoidal Table Shape

	Trapezoidal Table, 48" Width, 24" Depth	48"	24"	29"
	SQUARE Edge;			
	with WOOD Leg Option:	48"	24"	29"
TB-TZ4824-SQ-W-SQ	Square			
TB-TZ4824-SQ-W-SQR	Square Radius			
TB-TZ4824-SQ-W-SQT	Square Tapered			
TB-TZ4824-SQ-W-DT	Diameter Tapered			
TB-TZ4824-SQ-W-SR	Safari			
	with METAL Leg Option:	48"	24"	29"
TB-TZ4824-SQ-M-SQ	Square			
TB-TZ4824-SQ-M-SS	Square & Stem			
TB-TZ4824-SQ-M-D	Diameter			
TB-TZ4824-SQ-M-DS	Diameter & Stem			
TB-TZ4824-SQ-M-BO	Balloon			
TB-TZ4824-SQ-MC-SQ	Square with Casters			
TB-TZ4824-SQ-MC-SS	Square & Stem with Casters			
TB-TZ4824-SQ-MC-D	Diameter with Casters			
TB-TZ4824-SQ-MC-DS	Diameter & Stem with Casters			
	Trapezoidal Table, 60" Width, 30" Depth	60"	30"	29"
	with WOOD Leg Option:	60"	30"	29"
TB-TZ6030-SQ-W-SQ	Square			
TB-TZ6030-SQ-W-SQR	Square Radius			
TB-TZ6030-SQ-W-SQT	Square Tapered			
TB-TZ6030-SQ-W-DT	Diameter Tapered			
TB-TZ6030-SQ-W-SR	Safari			
	with METAL Leg Option:	60"	30"	29"
TB-TZ6030-SQ-M-SQ	Square			
TB-TZ6030-SQ-M-SS	Square & Stem			
TB-TZ6030-SQ-M-D	Diameter			
TB-TZ6030-SQ-M-DS	Diameter & Stem			
TB-TZ6030-SQ-M-BO	Balloon			
TB-TZ6030-SQ-MC-SQ	Square with Casters			
TB-TZ6030-SQ-MC-SS	Square & Stem with Casters			
TB-TZ6030-SQ-MC-D	Diameter with Casters			
TB-TZ6030-SQ-MC-DS	Diameter & Stem with Casters			

PRICE **DESCRIPTION**

Each Table Top is constructed using a 1 1/8" thick top with a Plastic Laminate top surface.

All Metal legs are coated electrostatically with an epoxy powder coat paint.

NOTES:

- * Table heights of 25" (children), 27" (youth), and 32" (wheelchair) are available by request.
- * Color of Metal Paint must be specified at the time of order.
- * Caster Leg options are recommended for Reading/Multipurpose Tables options and not meant to be used for stationary computer workstations.
- * For all tables with casters legs, only 2 legs will have casters, and the other legs will have levelers. This will create a "wheelbarrow" style of table which will ensure ease of mobility.
- * Color of the Caster Option must be specified at the time of order.


\$ 1,486
\$ 1,486
\$ 1,727
\$ 1,920
\$ 1,929

\$ 1,383
\$ 2,045
\$ 1,383
\$ 2,045
\$ 1,547
\$ 1,734
\$ 2,394
\$ 1,734
\$ 2,394


Edge Option:




Metal Leg Options:




Wood Leg Options:




"MC" Caster Option:
Available on all Metal Legs ONLY, with exception of the Balloon leg and Metal Bases.

MODEL NUMBER	PRODUCT	WIDTH	DEPTH	HEIGHT	PRICE	DESCRIPTION
 <p>*Leaf Table Shape</p>	Leaf Table, 48" Width, 32" Depth	48"	32 1/2"	29"		Each Table Top is constructed using a 1" thick top with a Plastic Laminate top surface.
	ACRYLIC Edge;					All Metal legs are coated electrostatically with an epoxy powder coat paint.
	with WOOD Leg Option:					NOTES:
	TB-LF4832-AC-W-SQ Square	48"	32 1/2"	29"	\$ 1,556	* Table heights of 25" (children), 27" (youth), and 32" (wheelchair) are available by request.
	TB-LF4832-AC-W-SQR Square Radius				\$ 1,556	* Color of Metal Paint must be specified at the time of order.
	TB-LF4832-AC-W-SQT Square Tapered				\$ 1,842	* Caster Leg options are recommended for Reading/Multipurpose Tables options and not meant to be used for stationary computer workstations.
	TB-LF4832-AC-W-DT Diameter Tapered				\$ 2,083	* For all tables with casters legs, only 2 legs will have casters, and the other legs will have levelers. This will create a "wheelbarrow" style of table which will ensure ease of mobility.
	TB-LF4832-AC-W-SR Safari				\$ 2,093	* Color of the Caster Option must be specified at the time of order.
	with METAL Leg Option:					
	TB-LF4832-AC-M-SQ Square	48"	32 1/2"	29"	\$ 1,444	
TB-LF4832-AC-M-SS Square & Stem				\$ 2,223		
TB-LF4832-AC-M-D Diameter				\$ 1,444		
TB-LF4832-AC-M-DS Diameter & Stem				\$ 2,223		
TB-LF4832-AC-M-BO Balloon				\$ 1,631		
TB-LF4832-AC-MC-SQ Square with Casters				\$ 1,853		
TB-LF4832-AC-MC-SS Square & Stem with Casters				\$ 2,638		
TB-LF4832-AC-MC-D Diameter with Casters				\$ 1,853		
TB-LF4832-AC-MC-DS Diameter & Stem with Casters				\$ 2,638		
	Leaf Table, 60" Width, 44" Depth	60"	44 1/2"	29"		
	with WOOD Leg Option:					
TB-LF6044-AC-W-SQ Square	60"	44 1/2"	29"	\$ 1,825		
TB-LF6044-AC-W-SQR Square Radius				\$ 1,825		
TB-LF6044-AC-W-SQT Square Tapered				\$ 2,103		
TB-LF6044-AC-W-DT Diameter Tapered				\$ 2,341		
TB-LF6044-AC-W-SR Safari				\$ 2,353		
	with METAL Leg Option:					
TB-LF6044-AC-M-SQ Square	60"	44 1/2"	29"	\$ 1,705		
TB-LF6044-AC-M-SS Square & Stem				\$ 2,482		
TB-LF6044-AC-M-D Diameter				\$ 1,705		
TB-LF6044-AC-M-DS Diameter & Stem				\$ 2,482		
TB-LF6044-AC-M-BO Balloon				\$ 1,888		
TB-LF6044-AC-MC-SQ Square with Casters				\$ 2,111		
TB-LF6044-AC-MC-SS Square & Stem with Casters				\$ 2,908		
TB-LF6044-AC-MC-D Diameter with Casters				\$ 2,111		
TB-LF6044-AC-MC-DS Diameter & Stem with Casters				\$ 2,908		


Edge Option:



Metal Leg Options:



Wood Leg Options:



"MC" Caster Option:
Available on all Metal Legs ONLY, with exception of the Balloon leg and Metal Bases.

MODEL NUMBER

PRODUCT

WIDTH DEPTH HEIGHT

PRICE

DESCRIPTION



*Shown Above:
TB-T30-AC-M-D



*Triangle Table Shape

- TB-T30-AC-W-SQ
- TB-T30-AC-W-SQR
- TB-T30-AC-W-SQT
- TB-T30-AC-W-DT
- TB-T30-AC-W-SR

Triangle Table, 30" Width,
ACRYLIC Edge;
with WOOD Leg Option:
Square
Square Radius
Square Tapered
Diameter Tapered
Safari

30" 30" 29"

- \$ 1,182
- \$ 1,182
- \$ 1,360
- \$ 1,508
- \$ 1,524


Each Table Top is constructed using a 1" thick top with a Plastic Laminate top surface.
All Metal legs are coated electrostatically with an epoxy powder coat paint.
NOTES:
* Table heights of 25" (children), 27" (youth), and 32" (wheelchair) are available by request.
* Color of Metal Paint must be specified at the time of order.

Edge Option:



"AC"
2 mm Acrylic Edge

Metal Leg Options:



"M-SQ" Square 2"
"M-SS" Square Stem 2"
"M-D" Diameter 2"
"M-DS" Diameter Stem 2"
"M-BO" Balloon 2 1/2"

Wood Leg Options:



"W-SQ" Square 2 3/8"
"W-SQR" Square Radius 2 3/8"
"W-SQT" Square Tapered 2 3/8"
"W-DT" Diameter Tapered 2 3/8"
"W-SR" Safari 2 3/8"

- TB-T30-AC-M-SQ
- TB-T30-AC-M-SS
- TB-T30-AC-M-D
- TB-T30-AC-M-DS
- TB-T30-AC-M-BO

with METAL Leg Option:
Square
Square & Stem
Diameter
Diameter & Stem
Balloon

30" 30" 29"

- \$ 1,112
- \$ 1,602
- \$ 1,112
- \$ 1,602
- \$ 1,229

- TB-T36-AC-W-SQ
- TB-T36-AC-W-SQR
- TB-T36-AC-W-SQT
- TB-T36-AC-W-DT
- TB-T36-AC-W-SR

Triangle Table, 36" Width,
with WOOD Leg Option:
Square
Square Radius
Square Tapered
Diameter Tapered
Safari

36" 36" 29"

- \$ 1,244
- \$ 1,244
- \$ 1,423
- \$ 1,578
- \$ 1,586

- TB-T36-AC-M-SQ
- TB-T36-AC-M-SS
- TB-T36-AC-M-D
- TB-T36-AC-M-DS
- TB-T36-AC-M-BO


with METAL Leg Option:
Square
Square & Stem
Diameter
Diameter & Stem
Balloon

36" 36" 29"

- \$ 1,174
- \$ 1,664
- \$ 1,174
- \$ 1,664
- \$ 1,290

MODEL NUMBER
PRODUCT
WIDTH DEPTH HEIGHT
PRICE
DESCRIPTION


*Shown Above:
TB-TS48-AC-M-D



*Trio-Squared Table
Shape

TB-TS48-AC-W-SQ
TB-TS48-AC-W-SQR
TB-TS48-AC-W-SQT
TB-TS48-AC-W-DT
TB-TS48-AC-W-SR

Trio-Squared Table, 48" Width,
ACRYLIC Edge;
with WOOD Leg Option: 48" 48" 29"
Square
Square Radius
Square Tapered
Diameter Tapered
Safari

TB-TS48-AC-M-SQ
TB-TS48-AC-M-SS
TB-TS48-AC-M-D
TB-TS48-AC-M-DS
TB-TS48-AC-M-BO

with METAL Leg Option: 48" 48" 29"
Square
Square & Stem
Diameter
Diameter & Stem
Balloon

TB-TS48-AC-FP1
TB-TS48-AC-FP2
TB-TS48-AC-FP3
TB-TS48-AC-TP1
TB-TS48-AC-TP2
TB-TS48-AC-TP3

Flat Pedestal 19" H 48" 48" 19"
Flat Pedestal 29" H 48" 48" 29"
Flat Pedestal 42" H 48" 48" 42"
Trumpet 19" H 48" 48" 19"
Trumpet 29" H 48" 48" 29"
Trumpet 42" H 48" 48" 42"

\$ 1,586
\$ 1,586
\$ 1,765
\$ 1,920
\$ 1,929

\$ 1,508
\$ 2,006
\$ 1,508
\$ 2,006
\$ 1,633

\$ 2,985
\$ 2,985
\$ 3,102
\$ 2,045
\$ 2,045
\$ 2,324


Each Table Top is constructed using a 1" thick top with a Plastic Laminate top surface.

All Metal legs are coated electrostatically with an epoxy powder coat paint.



NOTES:

* Table heights of 25" (children), 27" (youth), and 32" (wheelchair) are available by request.

* Color of Metal Paint must be specified at the time of order.

Edge Option:


"AC"
2 mm Acrylic Edge

Metal Leg Options:

Wood Leg Options:


MODEL NUMBER

PRODUCT

WIDTH DEPTH HEIGHT

PRICE

DESCRIPTION



*Shown Above:
TB-TS60-AC-M-D



*Trio-Squared Table
Shape

TB-TS60-AC-W-SQ
TB-TS60-AC-W-SQR
TB-TS60-AC-W-SQT
TB-TS60-AC-W-DT
TB-TS60-AC-W-SR

Trio-Squared Table, 60" Width,
ACRYLIC Edge;
with WOOD Leg Option:
Square
Square Radius
Square Tapered
Diameter Tapered
Safari

60" 60" 29"

TB-TS60-AC-M-SQ
TB-TS60-AC-M-SS
TB-TS60-AC-M-D
TB-TS60-AC-M-DS
TB-TS60-AC-M-BO
TB-TS60-AC-MC-SQ
TB-TS60-AC-MC-SS
TB-TS60-AC-MC-D
TB-TS60-AC-MC-DS

with METAL Leg Option:
Square
Square & Stem
Diameter
Diameter & Stem
Balloon
Square with Casters
Square & Stem with Casters
Diameter with Casters
Diameter & Stem with Casters

60" 60" 29"

\$ 2,512
\$ 2,512
\$ 2,860
\$ 3,164
\$ 3,180

\$ 2,356
\$ 3,343
\$ 2,356
\$ 3,343
\$ 2,598
\$ 2,535
\$ 3,521
\$ 2,535
\$ 3,521


Each Table Top is constructed using a 1" thick top with a Plastic Laminate top surface.

All Metal legs are coated electrostatically with an epoxy powder coat paint.

NOTES:


- * Table heights of 25" (children), 27" (youth), and 32" (wheelchair) are available by request.
- * Color of Metal Paint must be specified at the time of order.
- * Caster Leg options are recommended for Reading/Multipurpose Tables options and not meant to be used for stationary computer workstations.
- * For all tables with casters legs, only 2 legs will have casters, and the other legs will have levelers. This will create a "wheelbarrow" style of table which will ensure ease of mobility.
- * Color of the Caster Option must be specified at the time of order.

Edge Option:




"AC"
2 mm Acrylic Edge

Metal Leg Options:



"M-SQ" Square 2"
"M-SS" Square Stem 2"
"M-D" Diameter 2"
"M-DS" Diameter Stem 2"
"M-BO" Balloon 2 1/2"


Wood Leg Options:



"W-SQ" Square 2 3/8"
"W-SQR" Square Radius 2 3/8"
"W-SQT" Square Tapered 2 3/8"
"W-DT" Diameter Tapered 2 3/8"
"W-SR" Safari 2 3/8"

















"MC" Caster Option:
Available on all Metal Legs ONLY, with exception of the Balloon leg and Metal Bases.




MODEL NUMBER	PRODUCT	WIDTH	DEPTH	HEIGHT	
 <p>*Shown Above: TB-TR48-AC-M-D</p>	Trio-Round Table, 48" Width, ACRYLIC Edge;	48"	48"	29"	
	with WOOD Leg Option:	48"	48"	29"	
	TB-TR48-AC-W-SQ TB-TR48-AC-W-SQR TB-TR48-AC-W-SQT TB-TR48-AC-W-DT TB-TR48-AC-W-SR	Square Square Radius Square Tapered Diameter Tapered Safari			
	with METAL Leg Option:	48"	48"	29"	
	TB-TR48-AC-M-SQ TB-TR48-AC-M-SS TB-TR48-AC-M-D TB-TR48-AC-M-DS TB-TR48-AC-M-BO	Square Square & Stem Diameter Diameter & Stem Balloon			
TB-TR48-AC-FP1 TB-TR48-AC-FP2 TB-TR48-AC-FP3 TB-TR48-AC-TP1 TB-TR48-AC-TP2 TB-TR48-AC-TP3	Flat Pedestal 19" H Flat Pedestal 29" H Flat Pedestal 42" H Trumpet 19" H Trumpet 29" H Trumpet 42" H	48" 48" 48" 48" 48" 48"	48" 48" 48" 48" 48" 48"	19" 29" 42" 19" 29" 42"	



*Trio-Round Table Shape

PRICE	DESCRIPTION
\$ 1,531	Each Table Top is constructed using a 1" thick top with a Plastic Laminate top surface.
\$ 1,531	All Metal legs are coated electrostatically with an epoxy powder coat paint.
\$ 1,703	NOTES:
\$ 1,851	* Table heights of 25" (children), 27" (youth), and 32" (wheelchair) are available by request.
\$ 1,865	* Color of Metal Paint must be specified at the time of order.
\$ 1,454	Edge Option:
\$ 1,952	  <p>"AC" 2 mm Acrylic Edge</p>
\$ 1,454	Metal Leg Options:
\$ 1,952	       <p>"M-SQ" Square 2" "M-SS" Square Stem 2" "M-D" Diameter 2" "M-DS" Diameter Stem 2" "M-BO" Balloon 2 1/2" "FP" Flat Pedestal Base "TP" Trumpet Base</p>
\$ 2,923	Wood Leg Options:
\$ 2,923	     <p>"W-SQ" Square 2 3/8" "W-SQR" Square Radius 2 3/8" "W-SQT" Square Tapered 2 3/8" "W-DT" Diameter Tapered 2 3/8" "W-SR" Safari 2 3/8"</p>
\$ 3,039	
\$ 1,989	
\$ 1,989	
\$ 2,270	

MODEL NUMBER	PRODUCT	WIDTH	DEPTH	HEIGHT
 <p>*Shown Above: TB-TR60-AC-M-D</p>	Trio-Round Table, 60" Width, ACRYLIC Edge;	60"	60"	29"
	with WOOD Leg Option:	60"	60"	29"
	TB-TR60-AC-W-SQ Square			
	TB-TR60-AC-W-SQR Square Radius			
	TB-TR60-AC-W-SQT Square Tapered			
TB-TR60-AC-W-DT Diameter Tapered				
TB-TR60-AC-W-SR Safari				
 <p>*Trio-Round Table Shape</p>	with METAL Leg Option:	60"	60"	29"
	TB-TR60-AC-M-SQ Square			
	TB-TR60-AC-M-SS Square & Stem			
	TB-TR60-AC-M-D Diameter			
	TB-TR60-AC-M-DS Diameter & Stem			
TB-TR60-AC-M-BO Balloon				

PRICE	DESCRIPTION
	Each Table Top is constructed using a 1" thick top with a Plastic Laminate top surface.
	All Metal legs are coated electrostatically with an epoxy powder coat paint.
	NOTES: * Table heights of 25" (children), 27" (youth), and 32" (wheelchair) are available by request. * Color of Metal Paint must be specified at the time of order.
\$ 2,037	Edge Option:  "AC" 2 mm Acrylic Edge
\$ 2,037	
\$ 2,215	
\$ 2,363	
\$ 2,370	
\$ 1,965	Metal Leg Options:  "M-SQ" Square 2" "M-SS" Square Stem 2" "M-D" Diameter 2" "M-DS" Diameter Stem 2" "M-BO" Balloon 2 1/2"
\$ 2,456	
\$ 1,965	
\$ 2,456	
\$ 2,083	
	Wood Leg Options:  "W-SQ" Square 2 3/8" "W-SQR" Square Radius 2 3/8" "W-SQT" Square Tapered 2 3/8" "W-DT" Diameter Tapered 2 3/8" "W-SR" Safari 2 3/8"

MODEL NUMBER
PRODUCT
WIDTH DEPTH HEIGHT
PRICE
DESCRIPTION


*Shown Above:
TB-TL48-AC-M-D

Trio-Link Table, 48" Width,

48" 48" 29"

ACRYLIC Edge;

with WOOD Leg Option:

48" 48" 29"

- TB-TL48-AC-W-SQ Square
- TB-TL48-AC-W-SQR Square Radius
- TB-TL48-AC-W-SQT Square Tapered
- TB-TL48-AC-W-DT Diameter Tapered
- TB-TL48-AC-W-SR Safari

with METAL Leg Option:

48" 48" 29"

- TB-TL48-AC-M-SQ Square
- TB-TL48-AC-M-SS Square & Stem
- TB-TL48-AC-M-D Diameter
- TB-TL48-AC-M-DS Diameter & Stem
- TB-TL48-AC-M-BO Balloon

- TB-TL48-AC-FP1 Flat Pedestal 19" H
- TB-TL48-AC-FP2 Flat Pedestal 29" H
- TB-TL48-AC-FP3 Flat Pedestal 42" H
- TB-TL48-AC-TP1 Trumpet 19" H
- TB-TL48-AC-TP2 Trumpet 29" H
- TB-TL48-AC-TP3 Trumpet 42" H

Flat Pedestal 19" H
Flat Pedestal 29" H
Flat Pedestal 42" H
Trumpet 19" H
Trumpet 29" H
Trumpet 42" H

48" 48" 19"
48" 48" 29"
48" 48" 42"
48" 48" 19"
48" 48" 29"
48" 48" 42"

- \$ 1,586
- \$ 1,586
- \$ 1,765
- \$ 1,920
- \$ 1,929

- \$ 1,508
- \$ 2,006
- \$ 1,508
- \$ 2,006
- \$ 1,633

- \$ 2,985
- \$ 2,985
- \$ 3,102
- \$ 2,045
- \$ 2,045
- \$ 2,324

Each Table Top is constructed using a 1" thick top with a Plastic Laminate top surface.


All Metal legs are coated electrostatically with an epoxy powder coat paint.

NOTES:

- * Table heights of 25" (children), 27" (youth), and 32" (wheelchair) are available by request.
- * Color of Metal Paint must be specified at the time of order.

Edge Option:


"AC"
2 mm Acrylic Edge

Metal Leg Options:


"M-SQ" Square 2"
"M-SS" Square Stem 2"
"M-D" Diameter 2"
"M-DS" Diameter Stem 2"
"M-BO" Balloon 2 1/2"
"FP" Flat Pedestal Base
"TP" Trumpet Base

Wood Leg Options:


"W-SQ" Square 2 3/8"
"W-SQR" Square Radius 2 3/8"
"W-SQT" Square Tapered 2 3/8"
"W-DT" Diameter Tapered 2 3/8"
"W-SR" Safari 2 3/8"

MODEL NUMBER

PRODUCT


WIDTH DEPTH HEIGHT

PRICE

DESCRIPTION



*Shown Above:
TB-TL60-AC-M-D



*Trio-Link Table Shape

- TB-TL60-AC-W-SQ
- TB-TL60-AC-W-SQR
- TB-TL60-AC-W-SQT
- TB-TL60-AC-W-DT
- TB-TL60-AC-W-SR

Trio-Link Table, 60" Width,
ACRYLIC Edge;
with WOOD Leg Option:
Square
Square Radius
Square Tapered
Diameter Tapered
Safari

60" 60" 29"

- \$ 2,512
- \$ 2,512
- \$ 2,860
- \$ 3,164
- \$ 3,180

- TB-TL60-AC-M-SQ
- TB-TL60-AC-M-SS
- TB-TL60-AC-M-D
- TB-TL60-AC-M-DS
- TB-TL60-AC-M-BO

with METAL Leg Option:
Square
Square & Stem
Diameter
Diameter & Stem
Balloon

60" 60" 29"

- \$ 2,356
- \$ 3,343
- \$ 2,356
- \$ 3,343
- \$ 2,598

Each Table Top is constructed using a 1" thick top with a Plastic Laminate top surface.

All Metal legs are coated electrostatically with an epoxy powder coat paint.

NOTES:

* Table heights of 25" (children), 27" (youth), and 32" (wheelchair) are available by request.

* Color of Metal Paint must be specified at the time of order.


Edge Option:



"AC"

2 mm Acrylic Edge

Metal Leg Options:



- "M-SQ" Square 2"
- "M-SS" Square Stem 2"
- "M-D" Diameter 2"
- "M-DS" Diameter Stem 2"
- "M-BO" Balloon 2 1/2"


Wood Leg Options:



- "W-SQ" Square 2 3/8"
- "W-SQR" Square Radius 2 3/8"
- "W-SQT" Square Tapered 2 3/8"
- "W-DT" Diameter Tapered 2 3/8"
- "W-SR" Safari 2 3/8"

MODEL NUMBER
PRODUCT
WIDTH DEPTH HEIGHT
PRICE
DESCRIPTION


*Shown Above:
TB-QL36-AC-M-D



*Quad-Link Table Shape

TB-QL36-AC-W-SQ
TB-QL36-AC-W-SQR
TB-QL36-AC-W-SQT
TB-QL36-AC-W-DT
TB-QL36-AC-W-SR

Quad-Link Table, 36" Width,
ACRYLIC Edge;
with WOOD Leg Option:
Square
Square Radius
Square Tapered
Diameter Tapered
Safari

36" 36" 29"

\$ 1,578
\$ 1,578
\$ 1,811
\$ 2,014
\$ 2,022

TB-QL36-AC-M-SQ
TB-QL36-AC-M-SS
TB-QL36-AC-M-D
TB-QL36-AC-M-DS
TB-QL36-AC-M-BO
TB-QL36-AC-MC-SQ
TB-QL36-AC-MC-SS
TB-QL36-AC-MC-D
TB-QL36-AC-MC-DS

with METAL Leg Option:
Square
Square & Stem
Diameter
Diameter & Stem
Balloon
Square with Casters
Square & Stem with Casters
Diameter with Casters
Diameter & Stem with Casters

36" 36" 29"

\$ 1,478
\$ 2,130
\$ 1,478
\$ 2,130
\$ 1,633
\$ 1,827
\$ 2,379
\$ 1,827
\$ 2,379

TB-QL36-AC-FP1
TB-QL36-AC-FP2
TB-QL36-AC-FP3
TB-QL36-AC-TP1
TB-QL36-AC-TP2
TB-QL36-AC-TP3

Flat Pedestal 19" H
Flat Pedestal 29" H
Flat Pedestal 42" H
Trumpet 19" H
Trumpet 29" H
Trumpet 42" H

36" 36" 19"
36" 36" 29"
36" 36" 42"
36" 36" 19"
36" 36" 29"
36" 36" 42"


\$ 2,037
\$ 2,037
\$ 2,332
\$ 1,602
\$ 1,602
\$ 2,177

Each Table Top is constructed using a 1" thick top with a Plastic Laminate top surface.


All Metal legs are coated electrostatically with an epoxy powder coat paint.

NOTES:


- * Table heights of 25" (children), 27" (youth), and 32" (wheelchair) are available by request.
- * Color of Metal Paint must be specified at the time of order.
- * Caster Leg options are recommended for Reading/Multipurpose Tables options and not meant to be used for stationary computer workstations.
- * For all tables with casters legs, only 2 legs will have casters, and the other legs will have levelers. This will create a "wheelbarrow" style of table which will ensure ease of mobility.
- * Color of the Caster Option must be specified at the time of order.

Edge Option:


"AC"
2 mm Acrylic Edge

Metal Leg Options:


"M-SQ" Square 2"
"M-SS" Square Stem 2"
"M-D" Diameter 2"
"M-DS" Diameter Stem 2"
"M-BO" Balloon 2 1/2"
"FP" Flat Pedestal Base
"TP" Trumpet Base


Wood Leg Options:


"W-SQ" Square 2 3/8"
"W-SQR" Square Radius 2 3/8"
"W-SQT" Square Tapered 2 3/8"
"W-DT" Diameter Tapered 2 3/8"
"W-SR" Safari 2 3/8"

"MC" Caster Option:
Available on all Metal Legs ONLY, with exception of the Balloon leg and Metal Bases.

MODEL NUMBER
PRODUCT
WIDTH DEPTH HEIGHT
PRICE
DESCRIPTION


*Shown Above:
TB-QL42-AC-M-D



*Quad-Link Table Shape

TB-QL42-AC-W-SQ
TB-QL42-AC-W-SQR
TB-QL42-AC-W-SQT
TB-QL42-AC-W-DT
TB-QL42-AC-W-SR

Quad-Link Table, 42" Width,
ACRYLIC Edge;
with WOOD Leg Option:
Square
Square Radius
Square Tapered
Diameter Tapered
Safari

42" 42" 29"

\$ 1,656
\$ 1,656
\$ 1,897
\$ 2,100
\$ 2,107

TB-QL42-AC-M-SQ
TB-QL42-AC-M-SS
TB-QL42-AC-M-D
TB-QL42-AC-M-DS
TB-QL42-AC-M-BO
TB-QL42-AC-MC-SQ
TB-QL42-AC-MC-SS
TB-QL42-AC-MC-D
TB-QL42-AC-MC-DS

with METAL Leg Option:
Square
Square & Stem
Diameter
Diameter & Stem
Balloon
Square with Casters
Square & Stem with Casters
Diameter with Casters
Diameter & Stem with Casters

42" 42" 29"

\$ 1,555
\$ 2,215
\$ 1,555
\$ 2,215
\$ 1,717
\$ 1,904
\$ 2,566
\$ 1,904
\$ 2,566

TB-QL42-AC-FP1
TB-QL42-AC-FP2
TB-QL42-AC-FP3
TB-QL42-AC-TP1
TB-QL42-AC-TP2
TB-QL42-AC-TP3

Flat Pedestal 19" H
Flat Pedestal 29" H
Flat Pedestal 42" H
Trumpet 19" H
Trumpet 29" H
Trumpet 42" H

42" 42" 19"
42" 42" 29"
42" 42" 42"
42" 42" 19"
42" 42" 29"
42" 42" 42"


\$ 2,417
\$ 2,417
\$ 2,535
\$ 1,983
\$ 1,983
\$ 2,263

Each Table Top is constructed using a 1" thick top with a Plastic Laminate top surface.


All Metal legs are coated electrostatically with an epoxy powder coat paint.

NOTES:


- * Table heights of 25" (children), 27" (youth), and 32" (wheelchair) are available by request.
- * Color of Metal Paint must be specified at the time of order.
- * Caster Leg options are recommended for Reading/Multipurpose Tables options and not meant to be used for stationary computer workstations.
- * For all tables with casters legs, only 2 legs will have casters, and the other legs will have levelers. This will create a "wheelbarrow" style of table which will ensure ease of mobility.
- * Color of the Caster Option must be specified at the time of order.

Edge Option:


"AC"
2 mm Acrylic Edge

Metal Leg Options:


"M-SQ" Square 2"
"M-SS" Square Stem 2"
"M-D" Diameter 2"
"M-DS" Diameter Stem 2"
"M-BO" Balloon 2 1/2"
"FP" Flat Pedestal Base
"TP" Trumpet Base


Wood Leg Options:


"W-SQ" Square 2 3/8"
"W-SQR" Square Radius 2 3/8"
"W-SQT" Square Tapered 2 3/8"
"W-DT" Diameter Tapered 2 3/8"
"W-SR" Safari 2 3/8"

"MC" Caster Option:
Available on all Metal Legs ONLY, with exception of the Balloon leg and Metal Bases.

MODEL NUMBER
PRODUCT
WIDTH DEPTH HEIGHT
PRICE
DESCRIPTION


*Shown Above:
TB-QL48-AC-M-D



*Quad-Link Table Shape

TB-QL48-AC-W-SQ
TB-QL48-AC-W-SQR
TB-QL48-AC-W-SQT
TB-QL48-AC-W-DT
TB-QL48-AC-W-SR

Quad-Link Table, 48" Width,
ACRYLIC Edge;
with WOOD Leg Option:
Square
Square Radius
Square Tapered
Diameter Tapered
Safari

48" 48" 29"

\$ 1,748
\$ 1,748
\$ 1,983
\$ 2,184
\$ 2,193

TB-QL48-AC-M-SQ
TB-QL48-AC-M-SS
TB-QL48-AC-M-D
TB-QL48-AC-M-DS
TB-QL48-AC-M-BO
TB-QL48-AC-MC-SQ
TB-QL48-AC-MC-SS
TB-QL48-AC-MC-D
TB-QL48-AC-MC-DS

with METAL Leg Option:
Square
Square & Stem
Diameter
Diameter & Stem
Balloon
Square with Casters
Square & Stem with Casters
Diameter with Casters
Diameter & Stem with Casters

48" 48" 29"

\$ 1,648
\$ 2,301
\$ 1,648
\$ 2,301
\$ 1,804
\$ 1,998
\$ 2,659
\$ 1,998
\$ 2,659

TB-QL48-AC-FP1
TB-QL48-AC-FP2
TB-QL48-AC-FP3
TB-QL48-AC-TP1
TB-QL48-AC-TP2
TB-QL48-AC-TP3

Flat Pedestal 19" H
Flat Pedestal 29" H
Flat Pedestal 42" H
Trumpet 19" H
Trumpet 29" H
Trumpet 42" H

48" 48" 19"
48" 48" 29"
48" 48" 42"
48" 48" 19"
48" 48" 29"
48" 48" 42"

\$ 3,010
\$ 3,010
\$ 3,125
\$ 2,069
\$ 2,069
\$ 2,348

Each Table Top is constructed using a 1" thick top with a Plastic Laminate top surface.

All Metal legs are coated electrostatically with an epoxy powder coat paint.

NOTES:

- * Table heights of 25" (children), 27" (youth), and 32" (wheelchair) are available by request.
- * Color of Metal Paint must be specified at the time of order.
- * Caster Leg options are recommended for Reading/Multipurpose Tables options and not meant to be used for stationary computer workstations.
- * For all tables with casters legs, only 2 legs will have casters, and the other legs will have levelers. This will create a "wheelbarrow" style of table which will ensure ease of mobility.
- * Color of the Caster Option must be specified at the time of order.

Edge Option:


"AC"

2 mm Acrylic Edge

Metal Leg Options:


"M-SQ"
Square
2"

"M-SS"
Square
Stem 2"

"M-D"
Diameter
2"

"M-DS"
Diameter
Stem 2"

"M-BO"
Balloon
2 1/2"

"FP"
Flat Pedestal
Base

"TP"
Trumpet
Base

Wood Leg Options:


"W-SQ"
Square
2 3/8"

"W-SQR"
Square
Radius
2 3/8"

"W-SQT"
Square
Tapered
2 3/8"

"W-DT"
Diameter
Tapered
2 3/8"

"W-SR"
Safari
2 3/8"



Black/
Black

White/
Grey

Silver/
Orange

Mirror Finish/
Grey

"MC" Caster Option:

Available on all Metal Legs ONLY, with exception of the Balloon leg and Metal Bases.

MODEL NUMBER

PRODUCT


WIDTH DEPTH HEIGHT

PRICE

DESCRIPTION



*Shown Above:
TB-QL60-AC-M-D



*Quad-Link Table Shape

- TB-QL60-AC-W-SQ
- TB-QL60-AC-W-SQR
- TB-QL60-AC-W-SQT
- TB-QL60-AC-W-DT
- TB-QL60-AC-W-SR

Quad-Link Table, 60" Width,
ACRYLIC Edge;
with WOOD Leg Option:
Square
Square Radius
Square Tapered
Diameter Tapered
Safari

60" 60" 29"

- TB-QL60-AC-M-SQ
- TB-QL60-AC-M-SS
- TB-QL60-AC-M-D
- TB-QL60-AC-M-DS
- TB-QL60-AC-M-BO
- TB-QL60-AC-MC-SQ
- TB-QL60-AC-MC-SS
- TB-QL60-AC-MC-D
- TB-QL60-AC-MC-DS

with METAL Leg Option:
Square
Square & Stem
Diameter
Diameter & Stem
Balloon
Square with Casters
Square & Stem with Casters
Diameter with Casters
Diameter & Stem with Casters

60" 60" 29"

- \$ 2,370
- \$ 2,370
- \$ 2,666
- \$ 2,915
- \$ 2,930

- \$ 2,246
- \$ 3,070
- \$ 2,246
- \$ 3,070
- \$ 2,441
- \$ 2,690
- \$ 3,506
- \$ 2,690
- \$ 3,506


Each Table Top is constructed using a 1" thick top with a Plastic Laminate top surface.

All Metal legs are coated electrostatically with an epoxy powder coat paint.

NOTES:

- * Table heights of 25" (children), 27" (youth), and 32" (wheelchair) are available by request.
- * Color of Metal Paint must be specified at the time of order.
- * Caster Leg options are recommended for Reading/Multipurpose Tables options and not meant to be used for stationary computer workstations.
- * For all tables with casters legs, only 2 legs will have casters, and the other legs will have levelers. This will create a "wheelbarrow" style of table which will ensure ease of mobility.
- * Color of the Caster Option must be specified at the time of order.


Edge Option:




"AC"

2 mm Acrylic Edge

Metal Leg Options:



Wood Leg Options:



"MC" Caster Option:

Available on all Metal Legs ONLY, with exception of the Balloon leg and Metal Bases.

Palmieri Furniture Limited ("Palmieri") warrants that its products and collections are free from defects in materials and workmanship for the life of the product, except as set forth below. Palmieri Limited Lifetime Warranty is valid from the date of delivery.

Exceptions to the Limited Lifetime Warranty: Seating: two (2) years

Goods sold hereunder are covered by a Limited Lifetime Warranty, free against defects in material and workmanship provided the goods and services are subjected to normal use and service. The applicable warranty period commences from shipping date to Purchaser of any item of the goods, whichever occurs first, or any other warranty period otherwise stipulated in writing by Palmieri under this sale. For components not supplied by Palmieri, the original manufacturer's warranty shall apply to the extent assignable by Palmieri. The obligation under this warranty is limited to the repair or replacement, at Palmieri's option, of defective parts F.O.B. point of shipment provided that prompt notice of any defect is given by Purchaser to Palmieri in writing within the applicable warranty period and that upon the Purchaser's return of the defective parts to Palmieri or, if designated by Palmieri, to the location where the works are made, properly packed and with transportation charges prepaid by Purchaser, an inspection thereof shall reveal to Palmieri's satisfaction that Purchaser's claim is valid under the terms of this warranty. Purchaser shall assume all responsibility and expense for dismantling, removal, re-installation and freight in connection with the foregoing. The same obligations and conditions extend to replacement parts furnished by Palmieri hereunder.

Palmieri does not assume liability for installation, labour or consequential damages. Palmieri makes no warranty other than the one set forth herein. All other warranties, legal, expressed or implied, including but not limited to any expressed or implied warranty of merchantability, of fitness for the intended use thereof or against infringement are hereby expressly excluded. The applicable warranty ceases to be effective if the goods are altered or repaired other than by persons authorized or approved by Palmieri to perform such work. Repairs or replacement deliveries do not interrupt or prolong the term of the warranty. The warranty ceases to be effective if Purchaser fails to handle and use the goods sold hereunder in a safe and reasonable manner and in accordance with any written instructions from the manufacturers.

Warranty Does Not Apply To Product Failure Or Loss Resulting From:

Abuse, misuse or accident, alteration or modification of product by customer or third party, normal wear and tear, improper installation, handling or incorrect use. The substitution of part components or hardware not approved or authorized by Palmieri, acts of God, unauthorized repairs, improper storage, and environmental conditions such as irregular temperature control either inside or outside the environment.

Warranty Provides Exclusive Remedies:

If a product fails under ordinary use as a result of a defect in material or workmanship, Palmieri will: (A) repair, or (B) replace the furniture. The replacement or repair of the Furniture or Seating will be at the discretion of Palmieri. If the defect or workmanship cannot be remedied on site, repairs can be made at the factory. (C) If the product repair or replacement is not commercially practicable or cannot be remade in a timely manner Palmieri will refund the purchase price of the affected product. A product "**Defect**" means: an inadequacy in the materials or workmanship of the product that (A) existed at the time when you received the product from Palmieri or Palmieri authorized Reseller and (B) causes a failure of the product to perform under ordinary use in accordance with the materials and documentation accompanying the product. "**Ordinary Use**" means: use of the product (A) in accordance with all applicable local, state or federal laws, codes and regulations and (B) in accordance with manufacturer recommendations and or instructions in the materials and documentation accompanying the product or through shop drawings. A "**Palmieri Authorized Reseller**" means: any dealer that is legally permitted to conduct business in the jurisdiction where the product is sold and is duly authorized by Palmieri to sell the product.

Warranty work must be approved by authorized personnel of Palmieri Furniture Limited in Richmond Hill, Ontario, Canada.

A copy of the original purchase order must accompany all claims.

Warranty Does Not Cover:

Matching of colours, stains, textures, grains and any other variations in materials. Select and Custom Surfaces and materials are only warranted for their application on the specified product and are not covered by our warranty, except as warranted by the original supplier, for quality, colorfastness, shade variations or abrasion and textiles purchased for Palmieri product.

This limited warranty is the sole remedy for product defect and no other express or implied warranty is provided. Warranty is not transferable and valid only for the original purchaser acquiring a product from Palmieri or a Palmieri authorized reseller for the purchaser's own use and not for resale, remarketing or distribution. Limited Lifetime Warranty (25 years)

GENERAL

The following Terms and Conditions of Quote and Sale shall apply to any sale of goods and services by Palmieri Furniture Limited (hereinafter called "Palmieri"). Purchaser shall be deemed to have full knowledge of the terms and conditions herein and such terms and conditions shall be binding if either the goods and services referred to herein are delivered to and accepted by Purchaser, or if Purchaser does not within five (5) days from the date hereof deliver to Palmieri written objection to said terms and conditions or any part thereof.

In the event of any conflict or inconsistency between the terms and conditions of sale herein and the terms and conditions contained in Purchaser's order or in any other form issued by Purchaser, whether or not any such form has been acknowledged or accepted by Palmieri, Palmieri's terms and conditions herein shall prevail. No waiver, alteration or modification of these terms and conditions shall be binding upon Palmieri unless made in writing and signed by a duly authorized representative of Palmieri.

1. QUOTATIONS / PRODUCT QUOTED

Unless otherwise stated, **Palmieri's quotations shall be null and void unless accepted by Purchaser within thirty (30) days from the date of quotation.** Quotes may be subject to change before order placement, due to increased material costs and or other factors that could impact the final cost of production and our final understanding of the product required. If the items quoted do not reflect the intended product requirements of the customer, Palmieri will not be held responsible for increased costs for those product changes. We reserve the right to edit or re-quote any portion of a previously submitted quotation subject to our final understanding of the product required by the client.

2. PALMIERI DRAWINGS

Palmieri provides drawings for Custom & Standard product we produce to our clients upon request. We consider these drawings to be Private and Confidential and are provided for the sole purpose and use of our clients to understand the product we are providing. The use of these confidential materials is limited to the transaction between the parties and at no point are these confidential materials to be sent to any of our competitors or parties quoting for the same purpose.

A minimum \$ 85.00 NET Engineering Administrative Fee will apply for Custom Product Drawings

(Note: The first set of Custom product drawings will be free of charge)

A minimum \$ 120.00 NET Engineering Administrative Fee will apply for all Standard Product Drawings

3. TERMS OF PAYMENT

For authorized customers; Orders at a \$ 75,000.00 threshold will require a mandatory 25% deposit. Orders over and above \$ 100,000.00 requires a mandatory (25%) deposit at time of order, a mandatory (25%) deposit prior to product shipment and the balance to be paid within thirty (30) days of date of shipment. Payment not be made to Palmieri when due, Palmieri reserves the right to charge Purchaser with interest on such overdue payments. Interest of 2% per month (24% per annum) is charged on all overdue accounts, unless otherwise specified. The charging of such interest shall not be construed as obligating Palmieri to grant any extension of time in the terms of payment. All goods remain the property of Palmieri, until balance is paid in full to Palmieri.

4. TITLE

Title to the goods or any part thereof shall not pass from Palmieri to Purchaser until all payments due hereunder have been duly made, except as otherwise expressly stipulated herein. The goods shall be and remain personal or moveable property, notwithstanding their mode of attachment to realty or other property. If default is made in any of the payments herein, Purchaser agrees that Palmieri may retain all payments which have been made on account of the purchase price as liquidated damages, and Palmieri shall be free to enter the premises where the goods may be located and remove them as Palmieri's property, without prejudice to Palmieri's right to recover any further expenses or damages Palmieri may suffer by reason of such nonpayment.

5. TAXES

Prices do not include Goods & Services Tax, Provincial or Municipal sales, use, value-added or similar tax. All applicable taxes are extra. Our Harmonized Sales Tax (HST) registration number is R104055066.

6. THE AGREEMENT

An acceptance and official confirmation of Purchasers' order by signing Palmieri's Order Confirmation the Purchaser therefore is accepting terms and conditions as expressed herein Palmieri's Terms and Conditions of Quote and Sale by Palmieri and shall constitute the complete agreement, subject to the terms and conditions of sale herein set forth, and shall supersede all previous quotations, orders or agreements.

7. LEAD TIME / DELIVERY / DELAYS

Lead time is determined only when final material/finish selection and drawing approvals are received by Palmieri from the client. The accuracy of Palmieri's lead times, is created to the best of our ability with the information provided to us. Confirmed lead time is conveyed to the client by means of Order Confirmation. They do not preclude the client from checking the accuracy of your requirement and our Order Confirmation. Any noted discrepancies are to be reported immediately to Palmieri Customer Service Department for correction and re-issue of revised Order Confirmation. By signing and dating the Order Confirmation the client accepts the terms and conditions of quote and sale.

Lead time on our Order Confirmation do not account for delays that could potentially occur for special materials specified by the client that are outside of our standard finishes and materials program that are out of our control and will affect the lead time on the order. Palmieri will notify the client immediately when these delays occur and adjust the lead time accordingly.

Delivery schedules are approximate and are based on prevailing market conditions applicable respectively at

the time of Palmieri's quotation and Palmieri's acceptance of clients' order, if certain portions of an order are completed by the quoted lead time while other portions have experienced delays outside of our control. The client may choose to part ship the order at their discretion and expense. Otherwise the entire order will ship with the delayed portion at a later date. Palmieri may extend delivery schedules or may, at its option, cancel Purchaser's order in full or in part without liability other than to return any deposit or prepayment which is unearned by reason of the cancellation.

8. CHANGES AND CANCELLATION

Orders accepted by Palmieri are not subject to changes or cancellation by Purchaser without the written consent of Palmieri. In such cases where Palmieri authorizes changes or cancellation, Palmieri reserves the right to charge the Purchaser with reasonable costs based upon expenses already incurred and commitments made by Palmieri, including, without limitation, any labour done, material purchased and also including Supplier's usual overhead and reasonable profit and cancellation charges from Palmieri's suppliers. Palmieri will communicate to the Purchaser additional costs incurred by way of Revised Order Confirmation. Revised Order Confirmation will include applicable costs incurred and modification to lead times (if applicable). The Purchaser must provide Palmieri written confirmation of additional costs, before any changes can be processed on the order.

A minimum charge of \$ 100.00 NET Change Order Request fee will apply

A minimum charge of \$ 150.00 NET Cancel Order Request fee will apply

9. SHIPPING LOCATION / SHIPPING QUOTES / COST OF TRANSPORTATION

Unless otherwise stated, all prices are F.O.B. our factory in Richmond Hill, Ontario, Canada.

Customary methods of transportation shall be selected by Palmieri and such transportation will be at Purchaser's expense. Shipping quotations are made at time of furniture quotation and are outside the control of Palmieri. **Shipping quotes are valid for ten (10) business days from the time of quote.** We do our best to maintain shipping costs as quoted, however all shipping weights and cubic feet shown are approximate only, various construction materials and packaging methods may add to the weights given. All quoted prices, unless otherwise stated on the quotation, are based on the current exchange rates, tariffs, fuel surcharges and costs of manufacture and are subject to change by Palmieri with or without notice until Purchaser's acceptance. Palmieri does not assume responsibility or liability for shipping costs, product during transit, or variances from the shipping weights or cubic feet shown in our specification guides. Special methods of transportation will be used upon Purchaser's request and at Purchaser's additional expense, provided reasonable notice of Purchaser's transportation requirements are given by Purchaser to Palmieri prior to shipment. Palmieri will notify the client prior to shipping product if shipping costs as quoted change, at which point the client must approve the adjusted shipping costs.

10. RECEIVING PRODUCT / REPORTING DAMAGE / STORAGE OF PRODUCT

Upon receipt of Palmieri product, the receiver of the goods must immediately inspect the product to ensure it is free of shipping damage. If the product is deemed in good order, the receiver of the product must ensure

to sign off on the accompanying carriers Bill of lading in good condition. Except for obligations stated under "Warranty" herein, Palmieri's responsibility for the product ceases once the product has been received and signed off in good order and is the full responsibility of the receiver and subsequently the owner.

In the event shipping damage is discovered during receipt of shipment, it is the responsibility of the receiver to ensure all noted damage is recorded on the carrier's Bill of Lading prior to sign off. All noted shipping damage claims must be reported to Palmieri within **24 hours** of receipt of the product onsite, failure to do so will result in the claim being deemed null and void. All shipping damage claims are to be reported directly to Palmieri's Shipping Manager. Please call our toll free number at **1-800-413-4440 ext. 33** or submit the claim by Fax directly to **1-905-731-9878**. Palmieri will not accept any shipping damage claims submitted **after 24 hours** and it shall be conclusively presumed that the goods were delivered in good condition.

Storage of product, Palmieri will not be held responsible for any potential damages or shortages for product shipped and received by Purchaser and is subsequently placed into storage and not inspected within 24 hours of receipt.

11. INSTALLATION / SHORTAGES / BACK CHARGES

Unless otherwise expressly stipulated, the goods shall be installed by and at the risk and expense of Purchaser.

In the event that Palmieri is requested to supervise such installation, Palmieri's responsibility shall be limited to exercising that degree of skill customary in the trade in supervising installations of the same type. Purchaser shall remain responsible for all other aspects of the work including compliance with the local regulations. It is the responsibility of the Purchaser to ensure hardware and parts are received in good order. Packing slip and hardware list to be provided by Palmieri with every order at time of shipping. Purchaser has the responsibility to notify Palmieri immediately without delay of issues that arise; subsequently Palmieri will take action to provide prompt resolution.

Shortages must be reported to Palmieri within **24 hours** of receipt of the goods and failure to do so may be at the expense of the Purchaser.

If deemed missing hardware and parts short shipped from the factory, Palmieri will arrange to ship freight prepaid to destination. Palmieri will only be responsible for replacement costs of missing hardware and parts, any labour costs incurred will be the responsibility of the Purchaser and will not be approved by Palmieri.

Back Charges will only be approved if we deemed a defect in the material or workmanship is found during the installation period resulting in a return trip to the job-site to complete installation. It shall remain the sole discretion of Palmieri to approve (A) repair or (B) replace the furniture and any labour costs incurred by the Purchaser.

12. FORCE MAJEURE

Palmieri shall not be responsible or liable for any loss or damage incurred by Purchaser herein resulting from causes beyond the reasonable control of Palmieri including, but without limitation, abuse, misuse or accident, alteration or modification of product by customer or third party, normal wear and tear, improper installation, handling or incorrect use, unauthorized repairs, the substitution of part components or hardware not approved or authorized by Palmieri, improper storage, and environmental conditions such as irregular temperature control

either inside or outside the environment, acts of God, fire, flood, delays in transportation, or the failure of Palmieri's suppliers to meet their delivery promises. The acceptance of delivery of the goods by Purchaser shall constitute a waiver of all claims for loss or damage due to any delay whatsoever.

13. RETURNED GOODS

No goods may be returned to Palmieri for a credit or exchanged without Palmieri's prior written consent.

Palmieri reserves the right to accept all returns and subject to a handling/restocking charge or to decline all returns. Even after Palmieri has authorized the return of goods for credit, Palmieri reserves the right to adjust the amount of any credit given to Purchaser on return of the goods based on the conditions of the goods on arrival in Palmieri's warehouse. Credit for returned goods will be issued to Purchaser only where such goods are returned by Purchaser and not by any subsequent owner of the goods. Goods will be considered for return only if they are in their original condition and packaging. Palmieri Goods Return Authorization Form to be issued and **must** accompany all shipments returning back to the factory. **Return freight must be prepaid by Purchaser. A minimum 20% re-stocking fee will apply.**

PALMIERI

create. communicate. collaborate.

Palmieri Furniture Ltd.

1230 Reid Street
Richmond Hill
Ontario Canada L4B 1C4

T: 905 731 9300
F: 905 731 9878
TF: 800 413 4440

E: info@palmierifurniture.com
W: www.palmierifurniture.com