





	MODEL NUMBER	PRODUCT	WIDTH	DEPTH	HEIGHT	WEIGHT	VOLUME	PRICE	DESCRIPTION
	GN-904	Teaching Board, Mobile	49 ¹ / ₄ "	24"	72 ¹ / ₂ "	125 Lbs.	20 Cu.Ft	\$ 7,035	Unit accommodates a white board, chart paper holder, pull down projector screen and two flip-up display shelves on one side and cork board on the other side. The frame is constructed from 1-1/4" thick x 3-3/4" wide solid hardwood. Unit mounted to a mobile base consisting of a 48" wide x 5-1/4" deep x 1" thick stretcher and two 24" long x 3-1/4" wide x 2" thick solid hardwood legs. Four 4" diameter lockable casters will be fastened to the underside of the legs.
	GN-122	Lectern For Table Top	20 ¹ / ₄ "	12"	13"	15 Lbs.	3 Cu.Ft	\$ 887	Top constructed from 3/4" 3-ply particleboard, faces veneered. Edges banded with 1/4" solid external band. Front edge to receive a 1/2" thick x 1-1/2" high solid retaining lip. Base constructed from 3/4" 3-ply particleboard, all faces veneered. Edges banded with 1/4" solid external band.
	GN-122-A	Lectern: Open Base, Adjustable Up To 48" Height	23 ¹ / ₂ "	15"	38"	75 Lbs.	9 Cu.Ft	\$ 2,301	Top constructed from 3/4" 3-ply particleboard, faces veneered. Edges banded with 1/4" solid external band. Front edge to receive a 1/4" thick x 1-1/4" high solid retaining lip. Top will be mounted to a 2" x 2" solid wood post. Wood post will be enclosed in a 1/2" thick x 3" x 3" wood sleeve, top of sleeve to be banded with 1/4" solid external band. Top will be adjustable from a range of 38" high to 48" high. A solid wood key will allow lectern to be fixed at desired position. Wood sleeve will be fixed to a 1" thick x 6-1/2" x 6-1/2" veneer core plate mounted to a 23-1/2" wide x 15" deep x 3" high base. Base constructed from 3/4" 3-ply particleboard, all faces veneered.
	GN-162	Lectern: Closed Base, Height Adjustable Shelf	23"	16 ¹ / ₂ "	45"	75 Lbs.	10 Cu.Ft	\$ 3,164	Top constructed from 3/4" 3-ply particleboard, faces veneered. Edges banded with 1/4" solid external band. Front edge to receive a 1/2" thick x 2" high solid retaining lip. Top will overhang case by 3/4" on either side. Case constructed from 3/4" 3-ply particleboard, all faces veneered. Assembled by means of tongue and groove. Front edges banded with 1/4" solid external band. Shelf will be 3/4" thick and adjustable from top to bottom. Base 23" wide x 15" deep x 6" high. Constructed from 3/4" solid material, mitered together at the corners and recessed 3/4" on either side.