







MODEL NUMBER	PRODUCT	WIDTH	LENGTH	HEIGHT/ TOP OVERALL	PRICE	DESCRIPTION
 <p>Model Shown NM-PB-2460-29</p>	Zenn Panel Base Table 24" Deep - Single Face					<p>CONSTRUCTION: 2" thick worksurface with 2" thick end panels.</p> <p>TABLE ACCESSORIES: Include the following: * Underside Wire Management * Concealed Wire Chase at both interior side panels</p> <p>Specify if worksurface grommets or electrical components are required.</p>
	NM-PB-2436-29	36"	24"	29"	\$ 3,689	
	NM-PB-2436-32	36"	24"	32"	\$ 3,689	
	NM-PB-2436-39	36"	24"	39"	\$ 3,895	
	NM-PB-2442-29	42"	24"	29"	\$ 3,732	
	NM-PB-2442-32	42"	24"	32"	\$ 3,732	
	NM-PB-2442-39	42"	24"	39"	\$ 3,940	
	NM-PB-2448-29	48"	24"	29"	\$ 3,762	
	NM-PB-2448-32	48"	24"	32"	\$ 3,762	
	NM-PB-2448-39	48"	24"	39"	\$ 3,971	
	NM-PB-2460-29	60"	24"	29"	\$ 3,828	
	NM-PB-2460-32	60"	24"	32"	\$ 3,828	
	NM-PB-2460-39	60"	24"	39"	\$ 4,042	
	NM-PB-2472-29	72"	24"	29"	\$ 3,901	
	NM-PB-2472-32	72"	24"	32"	\$ 3,901	
	NM-PB-2472-39	72"	24"	39"	\$ 4,119	
	NM-PB-2490-29	90"	24"	29"	\$ 4,009	
	NM-PB-2490-32	90"	24"	32"	\$ 4,009	
NM-PB-2490-39	90"	24"	39"	\$ 4,233		
 <p>Model Shown NM-PB-3060-29</p>	Zenn Panel Base Table 30" Deep - Double Face					
	NM-PB-3036-29	36"	30"	29"	\$ 3,816	
	NM-PB-3036-32	36"	30"	32"	\$ 3,816	
	NM-PB-3036-39	36"	30"	39"	\$ 4,030	
	NM-PB-3042-29	42"	30"	29"	\$ 3,846	
	NM-PB-3042-32	42"	30"	32"	\$ 3,846	
	NM-PB-3042-39	42"	30"	39"	\$ 4,061	
	NM-PB-3048-29	48"	30"	29"	\$ 3,894	
	NM-PB-3048-32	48"	30"	32"	\$ 3,894	
	NM-PB-3048-39	48"	30"	39"	\$ 4,112	
	NM-PB-3060-29	60"	30"	29"	\$ 3,973	
	NM-PB-3060-32	60"	30"	32"	\$ 3,973	
	NM-PB-3060-39	60"	30"	39"	\$ 4,195	
	NM-PB-3072-29	72"	30"	29"	\$ 4,057	
	NM-PB-3072-32	72"	30"	32"	\$ 4,057	
	NM-PB-3072-39	72"	30"	39"	\$ 4,284	
	NM-PB-3090-29	90"	30"	29"	\$ 4,172	
	NM-PB-3090-32	90"	30"	32"	\$ 4,172	
NM-PB-3090-39	90"	30"	39"	\$ 4,406		

	MODEL NUMBER	PRODUCT	WIDTH	LENGTH	HEIGHT/ TOP OVERALL	PRICE	DESCRIPTION
 <p>Model Shown NM-PB-3660-29</p>		Zenn Panel Base Table 36" Deep - Double Face					CONSTRUCTION: 2" thick worksurface with 2" thick end panels.
	NM-PB-3636-29		36"	36"	29"	\$ 3,931	TABLE ACCESSORIES: Include the following: * Underside Wire Management * Concealed Wire Chase at both interior side panels Specify if worksurface grommets or electrical components are required.
	NM-PB-3636-32		36"	36"	32"	\$ 3,931	
	NM-PB-3636-39		36"	36"	39"	\$ 4,150	
	NM-PB-3642-29		42"	36"	29"	\$ 3,979	
	NM-PB-3642-32		42"	36"	32"	\$ 3,979	
	NM-PB-3642-39		42"	36"	39"	\$ 4,202	
	NM-PB-3648-29		48"	36"	29"	\$ 4,022	
	NM-PB-3648-32		48"	36"	32"	\$ 4,022	
	NM-PB-3648-39		48"	36"	39"	\$ 4,247	
	NM-PB-3660-29		60"	36"	29"	\$ 4,118	
	NM-PB-3660-32		60"	36"	32"	\$ 4,118	
	NM-PB-3660-39		60"	36"	39"	\$ 4,347	
	NM-PB-3672-29		72"	36"	29"	\$ 4,202	
	NM-PB-3672-32		72"	36"	32"	\$ 4,202	
	NM-PB-3672-39		72"	36"	39"	\$ 4,438	
	NM-PB-3690-29		90"	36"	29"	\$ 4,341	
	NM-PB-3690-32		90"	36"	32"	\$ 4,341	
NM-PB-3690-39		90"	36"	39"	\$ 4,584		
 <p>Model Shown NM-PB-4260-29</p>		Zenn Panel Base Table 42" Deep - Double Face					
	NM-PB-4236-29		36"	42"	29"	\$ 4,051	
	NM-PB-4236-32		36"	42"	32"	\$ 4,051	
	NM-PB-4236-39		36"	42"	39"	\$ 4,278	
	NM-PB-4242-29		42"	42"	29"	\$ 4,100	
	NM-PB-4242-32		42"	42"	32"	\$ 4,100	
	NM-PB-4242-39		42"	42"	39"	\$ 4,329	
	NM-PB-4248-29		48"	42"	29"	\$ 4,148	
	NM-PB-4248-32		48"	42"	32"	\$ 4,148	
	NM-PB-4248-39		48"	42"	39"	\$ 4,379	
	NM-PB-4260-29		60"	42"	29"	\$ 4,256	
	NM-PB-4260-32		60"	42"	32"	\$ 4,256	
	NM-PB-4260-39		60"	42"	39"	\$ 4,494	
	NM-PB-4272-29		72"	42"	29"	\$ 4,353	
	NM-PB-4272-32		72"	42"	32"	\$ 4,353	
	NM-PB-4272-39		72"	42"	39"	\$ 4,597	
	NM-PB-4290-29		90"	42"	29"	\$ 4,505	
	NM-PB-4290-32		90"	42"	32"	\$ 4,505	
NM-PB-4290-39		90"	42"	39"	\$ 4,756		

	MODEL NUMBER	PRODUCT	WIDTH	LENGTH	HEIGHT/ TOP OVERALL	PRICE	DESCRIPTION
 <p>Model Shown NM-PB-4860-29</p>		Zenn Panel Base Table 48" Deep - Double Face					<p>CONSTRUCTION: 2" thick worksurface with 2" thick end panels.</p> <p>TABLE ACCESSORIES: Include the following: * Underside Wire Management * Concealed Wire Chase at both interior side panels</p> <p>Specify if worksurface grommets or electrical components are required.</p>
	NM-PB-4836-29		36"	48"	29"	\$ 4,166	
	NM-PB-4836-32		36"	48"	32"	\$ 4,166	
	NM-PB-4836-39		36"	48"	39"	\$ 4,399	
	NM-PB-4842-29		42"	48"	29"	\$ 4,226	
	NM-PB-4842-32		42"	48"	32"	\$ 4,226	
	NM-PB-4842-39		42"	48"	39"	\$ 4,463	
	NM-PB-4848-29		48"	48"	29"	\$ 4,280	
	NM-PB-4848-32		48"	48"	32"	\$ 4,280	
	NM-PB-4848-39		48"	48"	39"	\$ 4,521	
	NM-PB-4860-29		60"	48"	29"	\$ 5,042	
	NM-PB-4860-32		60"	48"	32"	\$ 5,042	
	NM-PB-4860-39		60"	48"	39"	\$ 5,323	
	NM-PB-4872-29		72"	48"	29"	\$ 5,168	
	NM-PB-4872-32		72"	48"	32"	\$ 5,168	
NM-PB-4872-39		72"	48"	39"	\$ 5,458		
NM-PB-4890-29		90"	48"	29"	\$ 5,367		
NM-PB-4890-32		90"	48"	32"	\$ 5,367		
NM-PB-4890-39		90"	48"	39"	\$ 5,668		
 <p>Model Shown NM-PB-6060-29</p>		Zenn Panel Base Table 60" Deep - Double Face					
	NM-PB-6036-29		36"	60"	29"	\$ 4,414	
	NM-PB-6036-32		36"	60"	32"	\$ 4,414	
	NM-PB-6036-39		36"	60"	39"	\$ 4,661	
	NM-PB-6042-29		42"	60"	29"	\$ 4,480	
	NM-PB-6042-32		42"	60"	32"	\$ 4,480	
	NM-PB-6042-39		42"	60"	39"	\$ 4,731	
	NM-PB-6048-29		48"	60"	29"	\$ 5,168	
	NM-PB-6048-32		48"	60"	32"	\$ 5,168	
	NM-PB-6048-39		48"	60"	39"	\$ 4,975	
	NM-PB-6060-29		60"	60"	29"	\$ 5,319	
	NM-PB-6060-32		60"	60"	32"	\$ 5,319	
	NM-PB-6060-39		60"	60"	39"	\$ 5,618	
	NM-PB-6072-29		72"	60"	29"	\$ 5,471	
	NM-PB-6072-32		72"	60"	32"	\$ 5,471	
NM-PB-6072-39		72"	60"	39"	\$ 5,776		
NM-PB-6090-29		90"	60"	29"	\$ 5,705		
NM-PB-6090-32		90"	60"	32"	\$ 5,705		
NM-PB-6090-39		90"	60"	39"	\$ 6,026		